



World Health  
Organization

PPE DONNING  
ROOM



Sierra Leone

**ISOLATION CAPACITY**

December 2016



“n” shows the number of isolation bed



Standby isolation unit in hospital level  
Permanent structure



Standby isolation unit in hospital level  
Temporary structure



Standby isolation unit in PHU level  
Permanent structure



Standby isolation unit in PHU level  
Temporary structure



Active Isolation Unit in hospital Level



Active Isolation Unit in PHU Level



Under construction isolation unit  
Isolation unit is not equipped yet  
Isolation unit is not officially handed over to DHMT yet



IPC Focal Person



Physician/CHO



Nurse/Midwife/MCHA



Hygienist/Support Staff/Non-clinical staff



Piped water



Bucket with faucet



Pipe born water



Borehole



Incinerator



Incinerator is out of order



Burn pit



Incinerator is under construction

**GREEN**

Over 80% IPC compliance

**AMBER**

Between 60% – 79% IPC compliance

**RED**

Below 60% IPC compliance



Inappropriate waste management

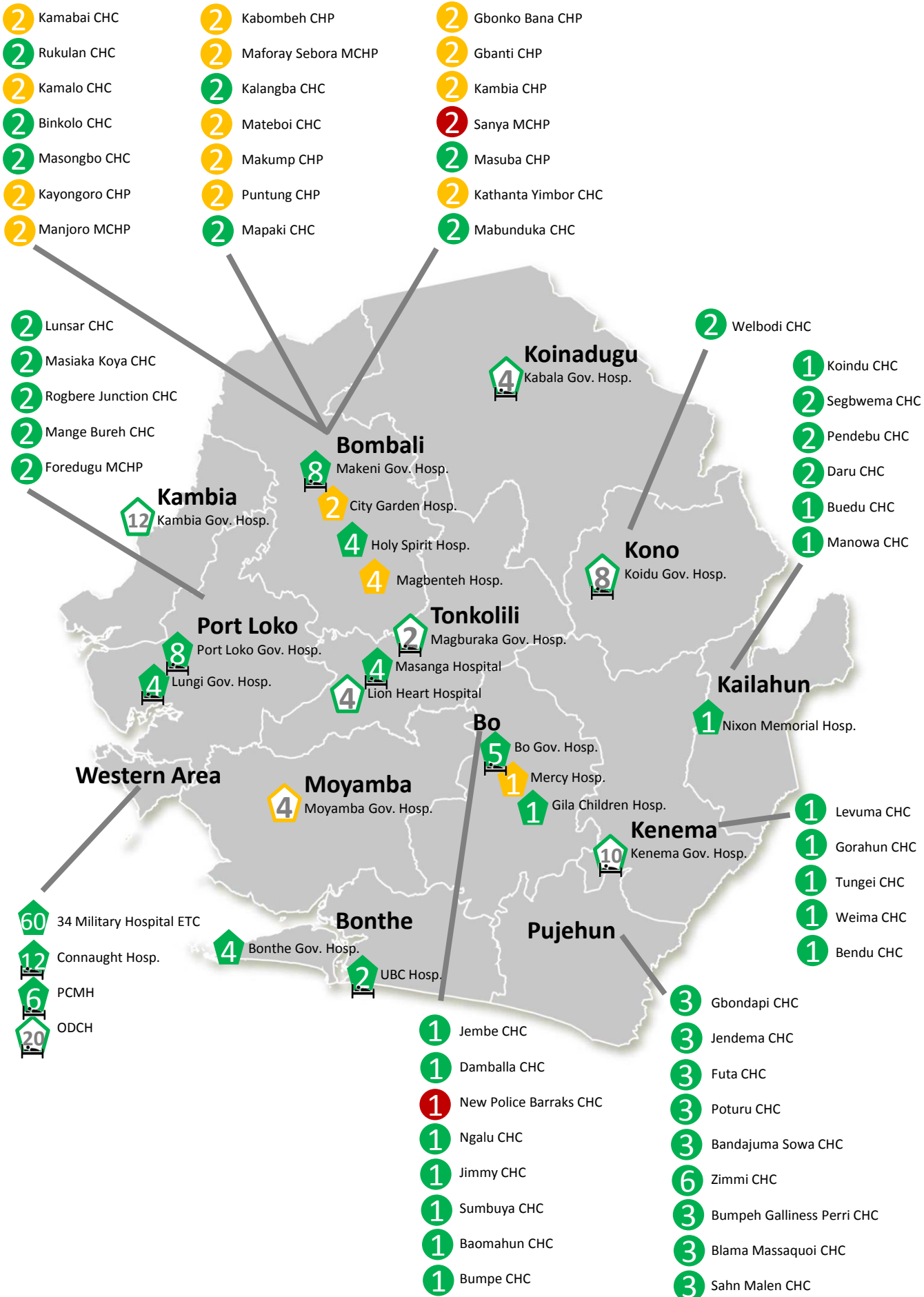


Inadequate water supply

# OVERVIEW

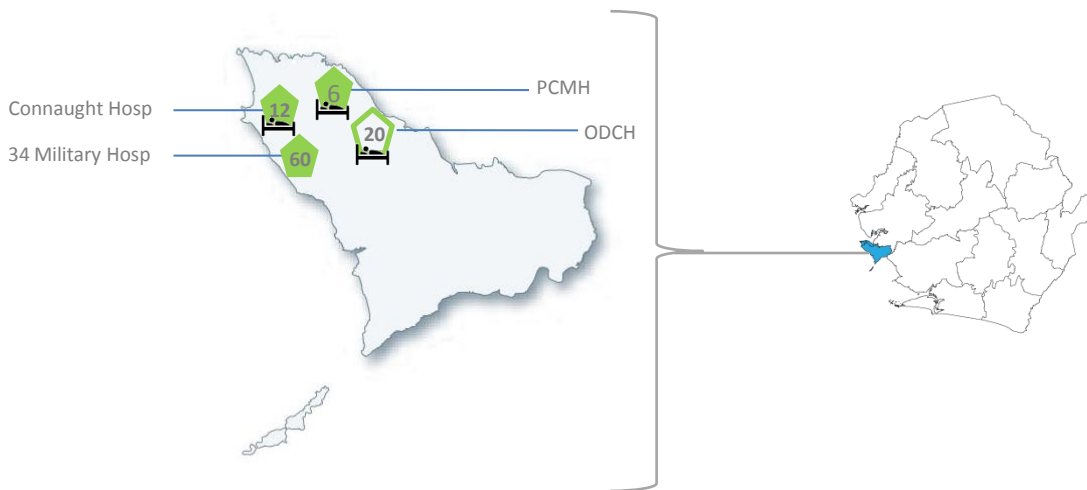
DISTRICTS	Permanent Structure	Temporary Structure	Under Construction/ Not officially handed over	Number of Isolation Beds	Green IPC Compliance (scored 80 - 100 %)		Amber IPC Compliance (scored 60 - 79 %)		Red IPC Compliance (scored below 60%)	
					# of Isolation Units	# of Isolation Beds	# of Isolation Units	# of Isolation Beds	# of Isolation Units	# of Isolation Beds
Bo	11			15	9	13	1	1	1	1
Bombali	25		1	60	9	26	15	32	1	2
Bonthe	2			6	2	6				
Kailahun	7			10	7	10				
Kambia		1	7	12	1	12				
Kenema	5	1		15	6	15				
Koinadugu		1	5	4	1	4				
Kono	1	1	9	10	2	10				
Moyamba		1	7	4			1	4		
Port Loko	7		9	22	7	22				
Pujehun	9		1	30	9	30				
Tonkolili	1	2	6	10	3	10				
Western Area	3	1	1	98	4	98				
<b>TOTAL</b>	<b>79</b> Operational Isolation		<b>46</b> Not Yet Operational	<b>296</b> Bed Capacity	<b>60</b> Units	<b>256</b> Beds	<b>17</b> Units	<b>37</b> Beds	<b>2</b> Units	<b>3</b> Beds

# OVERALL ISOLATION CAPACITY



# WESTERN AREA

Population: 1.493.252



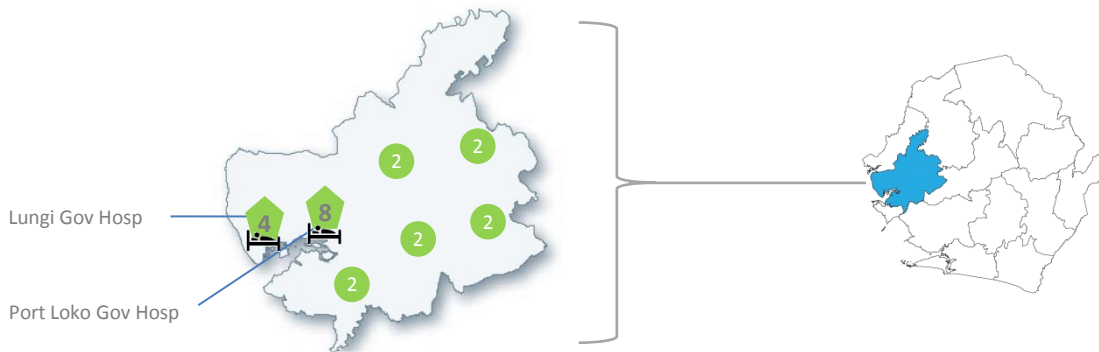
Name of HCF	HR Status of Screening & Triage Isolation Unit				OVERALL SCORE	IPC guidance & training	Process	Infrastructure	PPE use & hand hygiene	Environmental cleaning, disinfection & waste management	Equipment & Supplies	Staff health	Observation	Availability of Running Water	Source of Water	Type of waste disposal
Connaught Hospital	1	3	8	4	88	90	88	94	79	100	87	50	89	🚰 & 🗑️	🚰	🗑️ & 🔥
Princess Christian Maternity Hospital	1	1	4	1	90	90	88	88	79	100	100	50	89	🚰 & 🗑️	🚰	🗑️ & 🔥
Ola During Children's Hospital	1	5	12	7	81	90	88	81	71	58	100	50	72	🚰 & 🗑️	🚰	🗑️ & 🔥
34 Military Hospital	1	2	4	2	93	90	88	94	86	100	100	50	94	🚰 & 🗑️	🚰 & 🚰	🗑️ & 🔥



There is a combined isolation unit under construction to be shared by Ola During Children's Hospital and Princess Christian Maternity Hospital

# PORT LOKO

Population: 614.063




Name of HCF	HR Status of Screening & Triage Isolation Unit				OVERALL SCORE	IPC guidance & training	Process	Infrastructure	PPE use & hand hygiene	Environmental cleaning, disinfection & waste management	Equipment & Supplies	Staff health	Observation	Availability of Running Water	Source of Water	Type of waste disposal
Port Loko Government Hospital	2	1	2	2	98	100	100	100	100	100	97	100	94			
Lungi Government Hospital	2	1	3	2	100	100	100	100	100	100	100	100	100			
Lunsar CHC	0	1	1	2	99	100	100	100	100	100	97	100	100			
Masiaka Koya CHC	0	1	1	2	98	100	100	100	100	100	93	100	100			
Rogbere Junction CHC	0	1	1	2	96	100	100	100	93	100	90	100	100			
Mange Bureh CHC	0	1	1	2	99	100	100	100	100	100	97	100	100			
Foredugu CHP	0	1	0	2	98	100	100	100	100	100	93	100	100			



St John of God Hospital, Tagrin CHC, Mahera CHC, Pepel CHC, Babara CHC, Sendugu CHC  
Mamusa MCHP, Makalie MCHP, Mayombom MCHP

# KAMBIA

Population: 343.686



Name of HCF	HR Status of Screening & Triage Isolation Unit				OVERALL SCORE	IPC guidance & training	Process	Infrastructure	PPE use & hand hygiene	Environmental cleaning, disinfection & waste management	Equipment & Supplies	Staff health	Observation	Availability of Running Water	Source of Water	Type of waste disposal
Kambia Government Hospital	1	0	2	2	82	100	63	100	79	67	100	100	44			



Kambia Government Hospital  
Mafufuneh CHC, Kamasasa CHC, Kukuna CHC, Mambolo CHC, Kassirie CHC, Mapotolon CHC

# BOMBALI

Population: 606.183



Name of HCF	HR Status of Screening & Triage Isolation Unit				OVERALL SCORE	IPC guidance & training	Process	Infrastructure	PPE use & hand hygiene	Environmental cleaning, disinfection & waste management	Equipment & Supplies	Staff health	Observation	Availability of Running Water	Source of Water	Type of waste disposal
	IPC	Screening	Triage	Isolation Unit												
Makeni Government Hospital	2	0	4	1	93	100	100	100	100	33	100	100	100	Running Water	Tap Water	Incineration
City Garden Hospital	0	1	0	1	69	100	100	63	86	33	70	75	50	Well	Tap Water	Incineration
Holy Spirit Hospital	1	1	4	2	86	90	100	88	100	67	100	100	50	Running Water	Tap Water	Incineration
Magbenteh Hospital	1	1	2	1	71	90	100	88	86	42	63	75	50	Well	Tap Water	Incineration

# BOMBALI

Population: 606.183

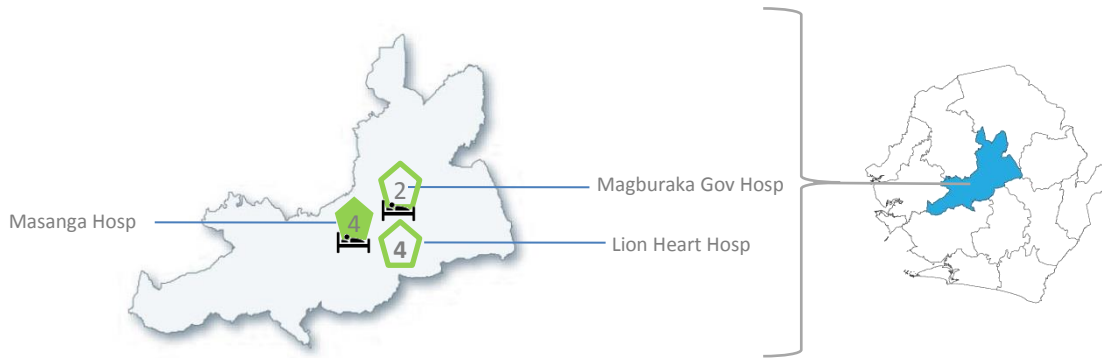
Name of HCF	HR Status of Screening & Triage Isolation Unit				OVERALL SCORE	IPC guidance & training	Process	Infrastructure	PPE use & hand hygiene	Environmental cleaning, disinfection & waste management	Equipment & Supplies	Staff health	Observation	Availability of Running Water	Source of Water	Type of waste disposal
	IPC	Screening	Triage	Isolation Unit												
Kamabai CHC	1	2	0	1	72	90	75	50	71	67	90	75	56			
Rukulan CHC	0	1	0	1	80	90	88	63	93	67	97	75	61			
Kamalo CHC	0	1	0	1	71	100	75	63	79	42	83	75	56			
Binkolo CHC	1	1	0	1	89	90	63	81	100	75	100	75	94			
Kalangba CHC	1	1	0	1	86	100	100	88	86	50	100	100	67			
Mateboi CHC	0	1	0	1	79	90	88	63	86	67	87	100	67			
Mapaki CHC	1	1	0	1	85	100	100	81	57	50	100	100	89			
Masongbo CHC	1	1	0	1	87	100	100	75	79	67	100	75	83			
Kathanta Yimbor CHC	0	1	0	1	74	90	100	50	86	42	93	75	56			
Mabunduka CHC	0	1	0	1	93	100	100	88	93	92	100	75	83			
Kabombeh CHP	0	0	0	0	70	80	88	75	79	42	80	75	44			
Kambia CHP	0	0	2	0	68	70	50	88	57	42	77	50	72			
Makump CHP	0	0	0	0	61	70	50	75	71	33	63	75	50			
Puntung CHP	0	0	0	1	65	70	75	38	71	50	80	50	67			
Gbonko Bana CHP	0	0	1	1	72	90	50	75	93	75	73	50	56			
Masuba CHP	1	0	2	1	90	100	100	75	86	83	100	75	89			
Gbanti CHP	1	0	2	1	79	90	100	88	86	67	87	75	44			
Kayongoro CHP	0	0	2	1	64	70	50	63	79	42	70	50	67			
Sanya MCHP	0	0	2	1	59	60	25	69	50	58	70	50	56			
Manjoro MCHP	0	0	2	1	65	70	25	81	86	50	77	50	44			
Maforay Seborá MCHP	0	0	2	1	68	60	25	88	86	42	90	50	44			





# TONKOLILI

Population: 530.776



Name of HCF	HR Status of Screening & Triage Isolation Unit				OVERALL SCORE	IPC guidance & training	Process	Infrastructure	PPE use & hand hygiene	Environmental cleaning, disinfection & waste management	Equipment & Supplies	Staff health	Observation	Availability of Running Water	Source of Water	Type of waste disposal
	IPC	Screening	Triage	Isolation Unit												
Magburaka Government Hospital	1	1	5	3	99	100	100	100	100	92	100	100	100	🚰	🚰	🗑️ & 🔥
Lion Heart Hospital	1	2	2	2	95	100	100	88	100	92	97	100	89	🚰	🚰	🗑️ & 🔥
Masanga Hospital	1	1	2	2	93	100	100	88	100	92	83	100	100	🚰 & 🚰	🚰	🗑️ & 🔥



Magburaka Government Hospital, Lion Heart Hospital, Hinistas CHC, Yele CHC, Bendugu CHC, Mamanso Sanka CHC

# KOINADUGU

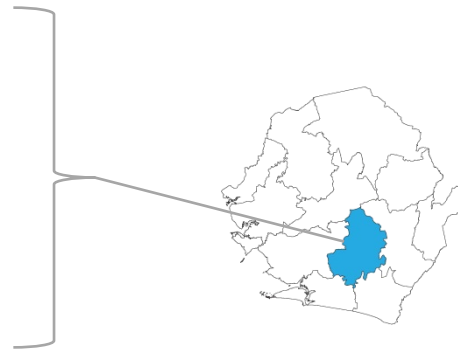
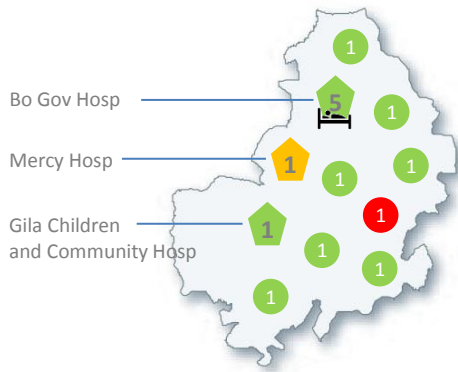
Population: 408.097



Name of HCF	HR Status of Screening & Triage Isolation Unit				OVERALL SCORE	IPC guidance & training	Process	Infrastructure	PPE use & hand hygiene	Environmental cleaning, disinfection & waste management	Equipment & Supplies	Staff health	Observation	Availability of Running Water	Source of Water	Type of waste disposal
	IPC	Screening	Triage	Isolation Unit												
Kabala Government Hospital	1	0	6	5	91	100	100	81	93	75	97	75	94	🚰 & 🚰	🚰	🗑️ & 🔥



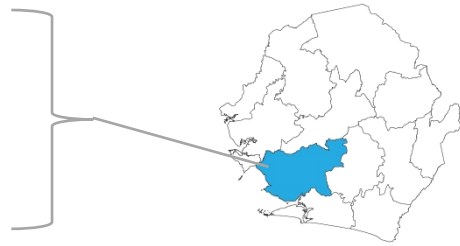
Kabala Government Hospital  
Kondembia CHC, Musia CHC, Kumala CHP, Krubola CHC



Name of HCF	HR Status of Screening & Triage Isolation Unit				OVERALL SCORE	IPC guidance & training	Process	Infrastructure	PPE use & hand hygiene	Environmental cleaning, disinfection & waste management	Equipment & Supplies	Staff health	Observation	Availability of Running Water	Source of Water	Type of waste disposal
Bo Government Hospital	1	1	3	6	88	100	100	75	93	92	93	50	83			
Mercy Hospital	1	1	2	1	76	100	75	75	86	58	77	50	72			
Gila Children and Community Hospital	1	1	1	1	91	100	100	100	100	92	83	50	89			
Jembe CHC	1	1	2	1	87	100	100	88	93	92	80	75	78			
Damballa CHC	1	1	2	1	85	100	100	81	93	75	77	100	83			
New Police Barraks CHC	1	1	0	1	49	20	38	56	57	33	60	50	50			
Ngalu CHC	1	1	2	1	83	100	100	88	100	83	63	50	89			
Jimmy CHC	1	1	1	1	85	100	100	81	93	83	73	75	89			
Sumbuya CHC	1	1	2	1	88	100	100	94	100	83	73	75	89			
Baomahun CHC	1	1	2	1	85	100	100	94	93	83	70	75	83			
Bumpe CHC	1	1	1	1	91	100	100	100	100	92	80	75	89			

# MOYAMBA

Population: 318.064



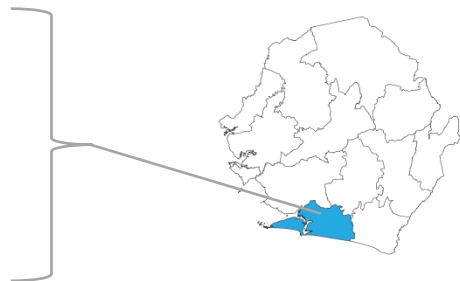
Name of HCF	HR Status of Screening & Triage Isolation Unit				OVERALL SCORE	IPC guidance & training	Process	Infrastructure	PPE use & hand hygiene	Environmental cleaning, disinfection & waste management	Equipment & Supplies	Staff health	Observation	Availability of Running Water	Source of Water	Type of waste disposal
Moyamba Government Hospital	1	0	2	2	77	100	88	69	86	50	80	75	72			



Moyamba Government Hospital  
 Gbangbatoke CHC, Mano Dasse CHC, Bradford CHC, Moyamba Junction CHC, UMCCHC, UMC Hospital

# BONTHE

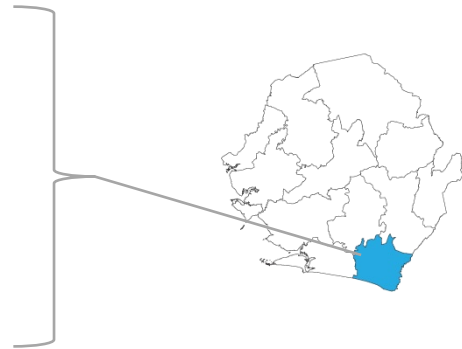
Population: 200.730



Name of HCF	HR Status of Screening & Triage Isolation Unit				OVERALL SCORE	IPC guidance & training	Process	Infrastructure	PPE use & hand hygiene	Environmental cleaning, disinfection & waste management	Equipment & Supplies	Staff health	Observation	Availability of Running Water	Source of Water	Type of waste disposal
Bonthe Government Hospital	1	2	4	1	84	90	75	100	79	83	80	75	83			
UBC Hospital	1	2	4	1	86	100	88	75	93	92	83	100	78			

# PUJEHUN

Population: 345.577



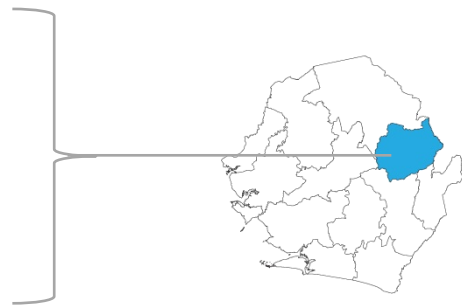
Name of HCF	HR Status of Screening & Triage Isolation Unit				OVERALL SCORE	IPC guidance & training	Process	Infrastructure	PPE use & hand hygiene	Environmental cleaning, disinfection & waste management	Equipment & Supplies	Staff health	Observation	Availability of Running Water	Source of Water	Type of waste disposal
Gbondapi CHC	1	1	6	1	93	100	100	100	93	83	87	100	94			
Jendema CHC	1	1	3	1	91	100	100	88	86	92	93	75	89			&
Futa CHC	0	1	3	1	88	100	100	100	86	83	80	100	78	&		&
Poturu CHC	0	1	5	1	93	100	100	100	100	75	97	75	83	&		&
Bandajuma Sowa CHC	1	1	7	1	91	100	100	88	93	75	97	100	83			&
Zimmi CHC	1	1	5	1	92	100	100	88	100	92	93	75	83			&
Bumpeh Galliness Perri CHC	1	1	2	1	96	100	100	100	93	92	97	100	94			&
Blama Massaquoi CHC	1	1	3	1	90	100	100	94	93	75	90	100	83			&
Sahn Malen CHC	1	1	4	1	84	100	100	94	86	75	73	100	78			&



Pujehun Government Hospital

# KONO

Population: 505.767



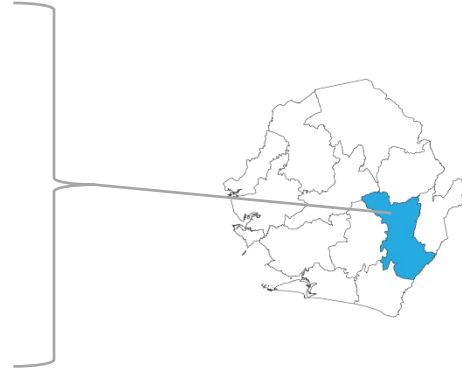
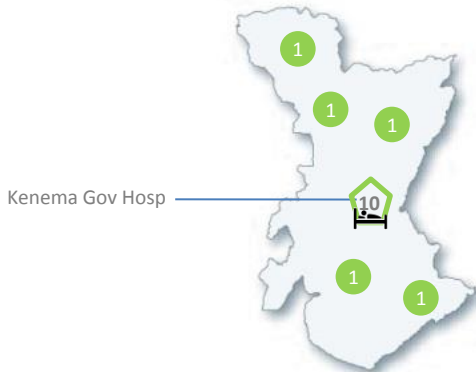
Name of HCF	HR Status of Screening & Triage Isolation Unit				OVERALL SCORE	IPC guidance & training	Process	Infrastructure	PPE use & hand hygiene	Environmental cleaning, disinfection & waste management	Equipment & Supplies	Staff health	Observation	Availability of Running Water	Source of Water	Type of waste disposal
	IPC	Screening	Triage	Isolation Unit												
Koidu Government Hospital	1	1	3	2	97	100	100	88	93	100	100	100	100			
Wellbodi CHC	1	1	3	1	91	100	100	100	93	75	97	50	83			



Kangama CHC, Sewafeh CHC, Bumpoh CHP, Kainkordu CHC, Kimbadu CHC, Jagbewama CHC, Gandorhun CHC, Kayima CHC, Condama CHP

# KENEMA

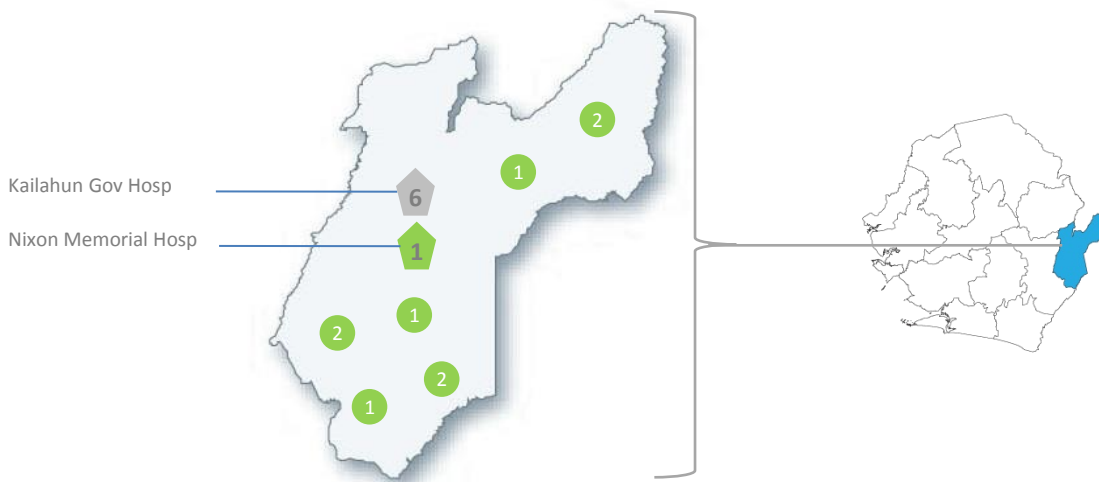
Population: 609.873



Name of HCF	HR Status of Screening & Triage Isolation Unit				OVERALL SCORE	IPC guidance & training	Process	Infrastructure	PPE use & hand hygiene	Environmental cleaning, disinfection & waste management	Equipment & Supplies	Staff health	Observation	Availability of Running Water	Source of Water	Type of waste disposal
	IPC	Screening	Triage	Isolation Unit												
Kenema Government Hospital	1	0	5	5	91	100	75	94	93	92	100	50	83			
Levuma CHC	1	0	0	1	87	100	75	94	86	75	100	75	67			
Gorahun CHC	1	0	0	1	88	100	75	100	86	92	100	50	67			
Tungei CHC	1	0	0	1	87	100	63	94	93	75	100	75	67			
Weima CHC	1	0	0	1	87	100	75	94	86	75	97	75	72			
Bendu CHC	1	0	0	1	87	100	88	75	93	67	100	75	78			

# KAILAHUN

Population: 525.372



Name of HCF	HR Status of Screening & Triage Isolation Unit				OVERALL SCORE	IPC guidance & training	Process	Infrastructure	PPE use & hand hygiene	Environmental cleaning, disinfection & waste management	Equipment & Supplies	Staff health	Observation	Availability of Running Water	Source of Water	Type of waste disposal
	IPC	Screening	Triage	Isolation Unit												
Kailahun Government Hospital	1	0	1	1	Assessment is not conducted due to on-going renovation											
Nixon Memorial Hospital	1	0	0	2	96	100	100	100	100	100	100	100	78			
Koindu CHC	1	0	0	1	94	100	75	100	100	92	100	100	78			
Segbwema CHC	1	0	0	1	96	100	100	100	93	83	100	100	94			
Pendebu CHC	1	0	0	1	96	100	100	100	86	92	100	100	89			
Daru CHC	1	0	0	1	95	100	88	100	86	92	100	100	89			
Buedu CHC	1	0	0	1	94	100	88	100	93	83	100	100	83			
Manowa CHC	1	0	0	1	88	90	88	94	86	92	100	100	61			

