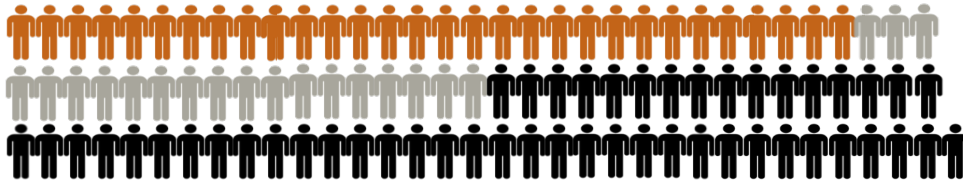
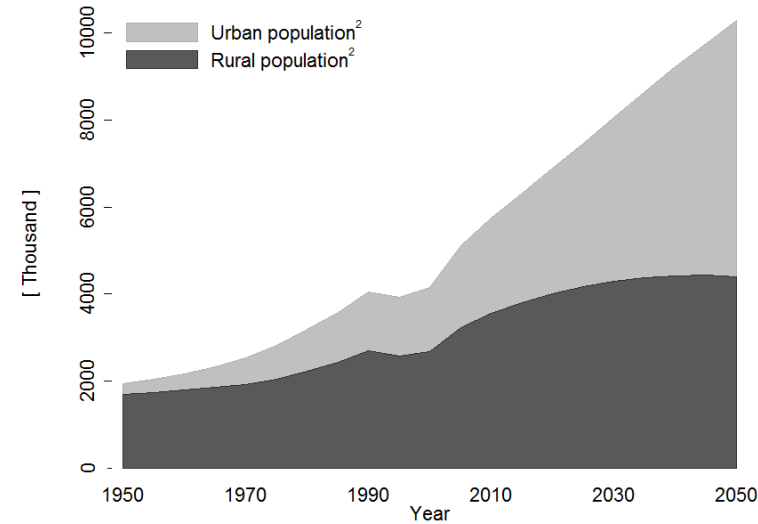


Trend in urbanization



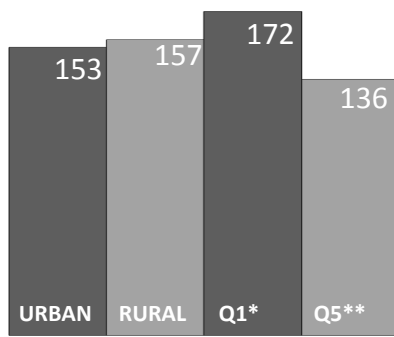
**39.6%** of the population lived in urban areas in 2014  
**75.6%** or 1.9 million of the urban population live in slums<sup>1</sup>



Health outcomes

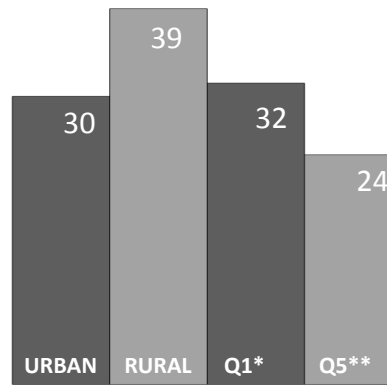
## Under 5 mortality rate

Per 1000 live births



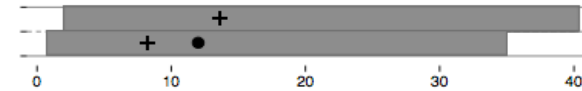


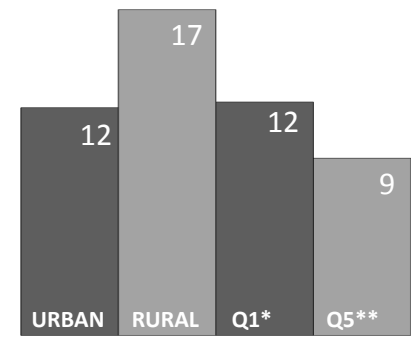
## Under 5 Stunting

% children moderately or severely malnourished indicated by low height for age



## Underweight children

% of children moderately or severely malnourished indicated by low weight for age



Urban: Urban population    Q1\* : Poorest 20% of urban population  
 Rural: Rural population    Q5 \*\*: Wealthiest 20% of urban population

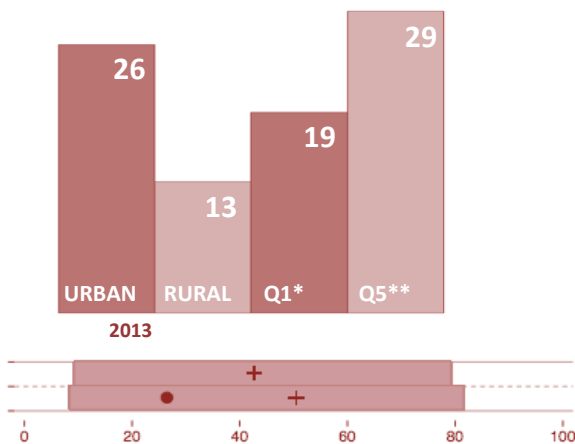
+ : Global average for urban areas    ● : Urban estimate for country  
 [Bar] : Global urban range (Upper: 1990-2004, Lower: 2005-2014)

Data source<sup>1</sup> - Latest update at 2014 UN data: URL <https://data.un.org>  
 Data source<sup>2</sup> - URL: <http://esa.un.org/unpd/wup/CD-ROM/Urban-Rural-Population.htm>  
 Data source<sup>3</sup> - (Unless notified)  
 - Demographic Health Survey: URL <http://dhsprogram.com/Data/>

Health determinants

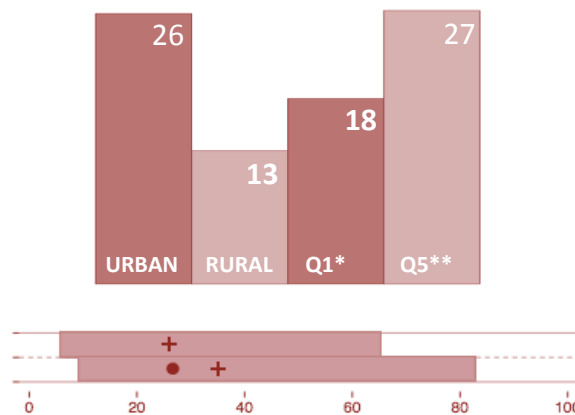
### Contraceptive use

% of women that are currently using a contraceptive method



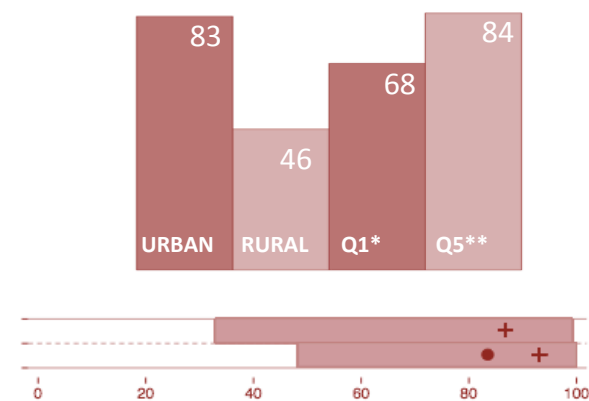
### Overweight

% of women with a body mass index greater than 25



### Improved water

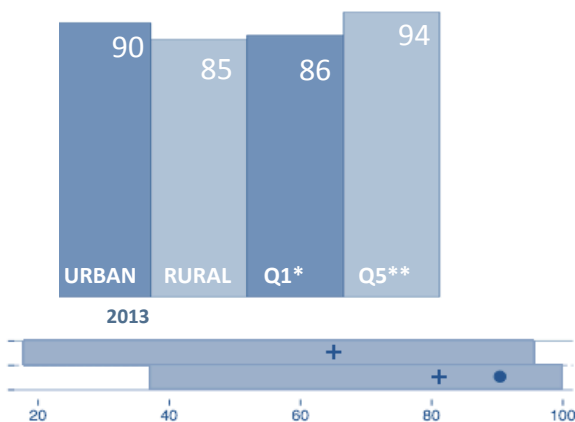
% of population using improved drinking-water sources



Urban: Urban population Rural: Rural population Q1\*: Poorest 20% of urban population Q5 \*\*: Wealthiest 20% of urban population + : Global average for urban areas ● : Urban estimate for country  
Global urban range (Upper: 1990-2004, Lower: 2005-2014)

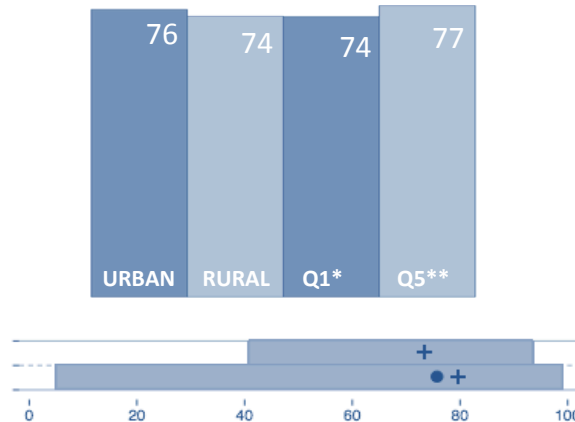
### Antenatal care

% of women with at least 4 visits for antenatal care during last pregnancy



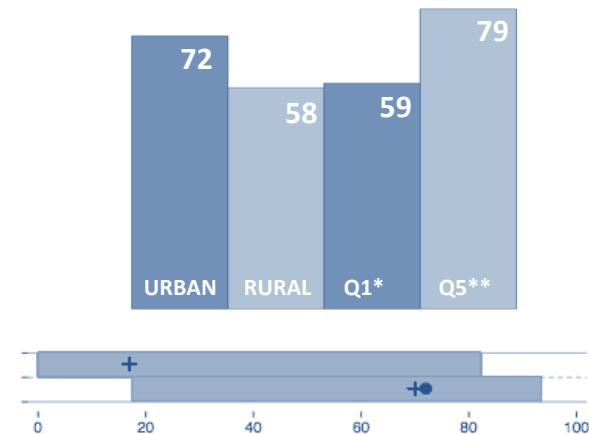
### DPT3

% of children ≤5 years who have received 3 doses of the diphtheria-pertussis-tetanus vaccination



### Knowledge of HIV/AIDS

% of women who had knowledge about means of avoiding sexual transmission of HIV/AIDS



Health coverage