

Tuberculosis profile: Malawi

Population 2019: 19 million

Estimates of TB burden*, 2019

	Number	(Rate per 100 000 population)
Total TB incidence	27 000 (15 000-44 000)	146 (78-235)
HIV-positive TB incidence	13 000 (6 800-20 000)	68 (36-109)
MDR/RR-TB incidence**	750 (350-1 300)	4 (1.9-7)
HIV-negative TB mortality	2 600 (1 400-4 300)	14 (7.3-23)
HIV-positive TB mortality	4 200 (2 300-6 700)	23 (12-36)

Estimated proportion of TB cases with MDR/RR-TB*, 2019

New cases	2.3% (1.6-3.1)
Previously treated cases	6.1% (4.1-8.1)

Universal health coverage and social protection*

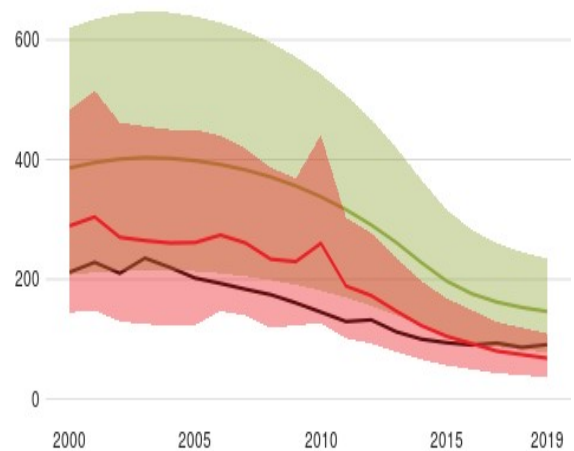
TB treatment coverage (notified/estimated incidence), 2019	62% (39-120)
TB patients facing catastrophic total costs	
TB case fatality ratio (estimated mortality/estimated incidence), 2019	27% (12-45)

TB case notifications, 2019

Total new and relapse	16 902
- % tested with rapid diagnostics at time of diagnosis	22%
- % with known HIV status	99%
- % pulmonary	68%
- % bacteriologically confirmed ^	60%
- % children aged 0-14 years	9%

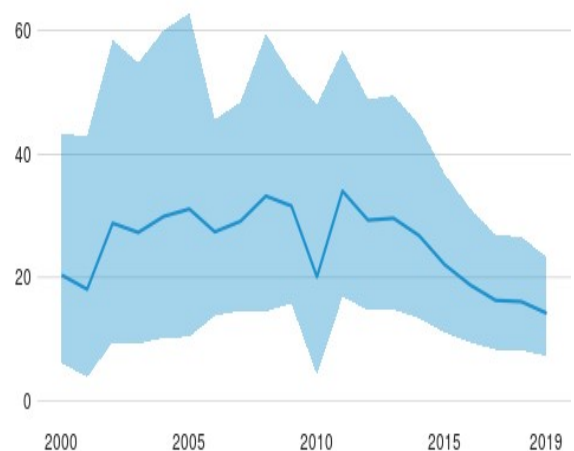
Incidence, New and relapse TB cases notified, HIV-positive TB incidence

(Rate per 100 000 population per year)



HIV-negative TB mortality

(Rate per 100 000 population per year)



Incidence, Notified cases by age group and sex, 2019

(Number)

- % women	35%
- % men	56%
Total cases notified	17 140

TB/HIV care in new and relapse TB patients, 2019

	Number	(%)
Patients with known HIV status who are HIV-positive	7 813	47%
- on antiretroviral therapy	7 765	99%

Drug-resistant TB care, 2019

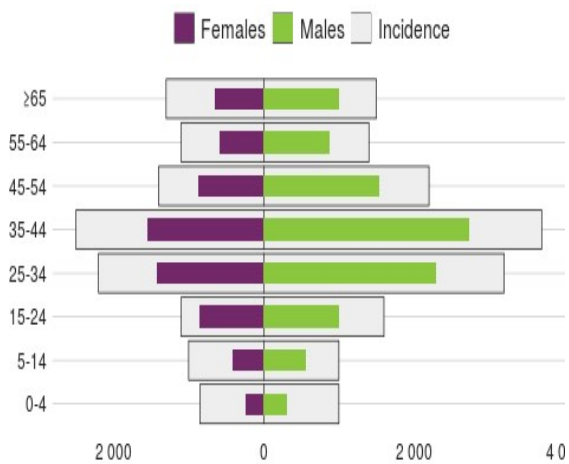
% of bacteriologically confirmed TB cases tested for rifampicin resistance - New cases ^	44%
% of bacteriologically confirmed TB cases tested for rifampicin resistance - Previously treated cases ^	40%
Laboratory-confirmed cases - MDR/RR-TB ^^	104
Patients started on treatment - MDR/RR-TB ^^	102
Laboratory-confirmed cases - XDR-TB ^^	0
Patients started on treatment - XDR-TB ^^	0
MDR/RR-TB cases tested for resistance to any fluoroquinolone	

Treatment success rate and cohort size

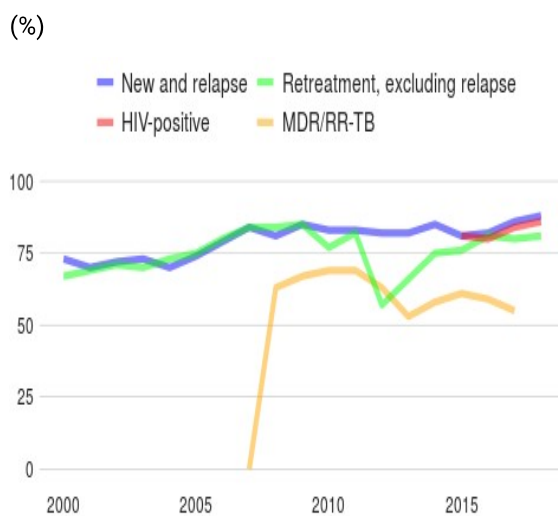
	Success	Cohort
New and relapse cases registered in 2018	88%	15 435
Previously treated cases, excluding relapse, registered in 2018	81%	321
HIV-positive TB cases registered in 2018	86%	7 268
MDR/RR-TB cases started on second-line treatment in 2017	55%	58
XDR-TB cases started on second-line treatment in 2017		0

TB preventive treatment, 2019

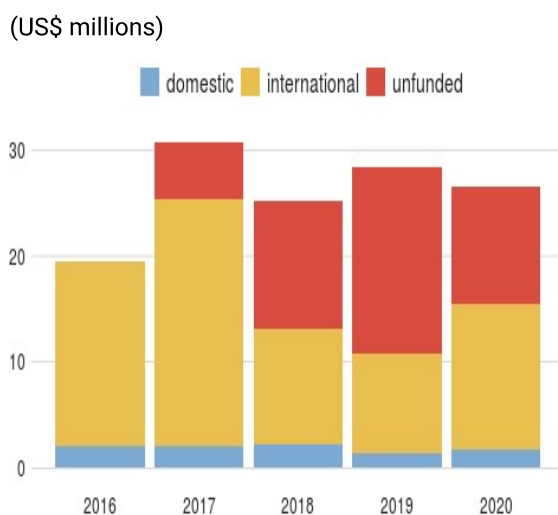
% of HIV-positive people (newly enrolled in care) on preventive treatment	26%
---	-----



Treatment success rate



Total budget



% of children (aged < 5) household contacts of bacteriologically-confirmed TB cases on preventive treatment	61% (56-67)
---	----------------

TB financing

National TB budget, 2020 (US\$ millions)	27
- Funding source, domestic	6.6%
- Funding source, international	52%
- unfunded	42%

* Estimates of TB and MDR-TB burden are produced by WHO in consultation with countries. Ranges represent uncertainty intervals.

** MDR is TB resistant to rifampicin and isoniazid; RR is TB resistant to rifampicin

^ Calculated for pulmonary cases only

^^ Includes cases with unknown previous TB treatment history

^^^ Includes patients diagnosed before 2019 and patients who were not laboratory-confirmed

Generated 2020-10-15 by the World Health Organization (<https://www.who.int/tb/data/>)