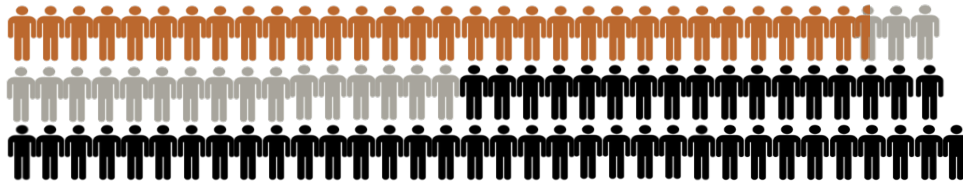


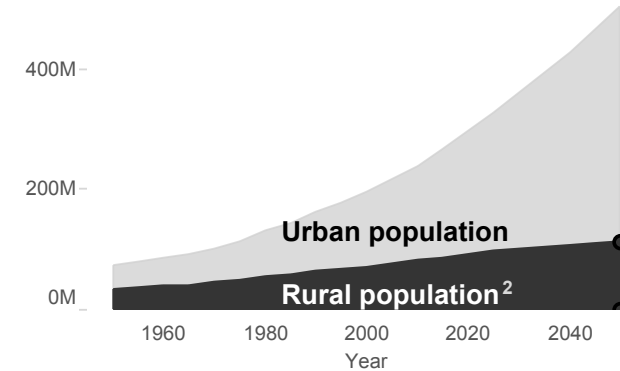
# Nigeria | Urban health profile

Trend in urbanization



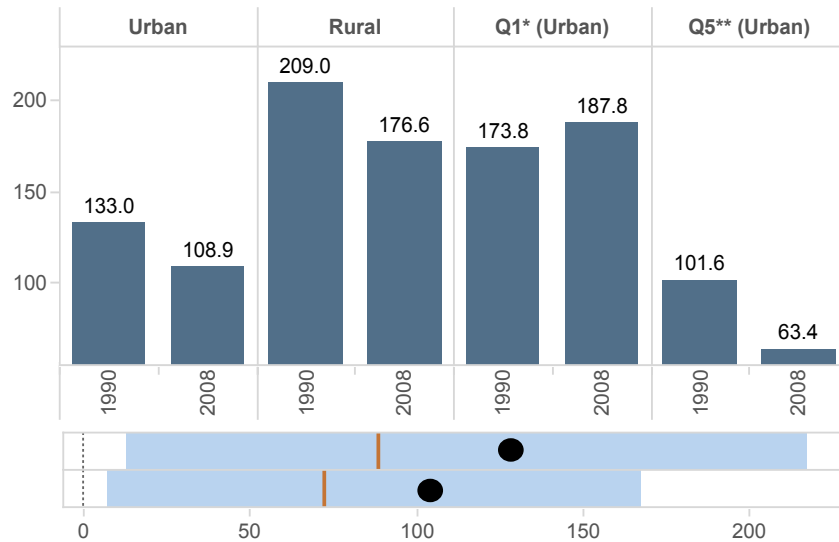
**62.7%** or 47.6 million of the urban population live in slums<sup>1</sup>

**49.0%** of the population lived in urban areas in 2010



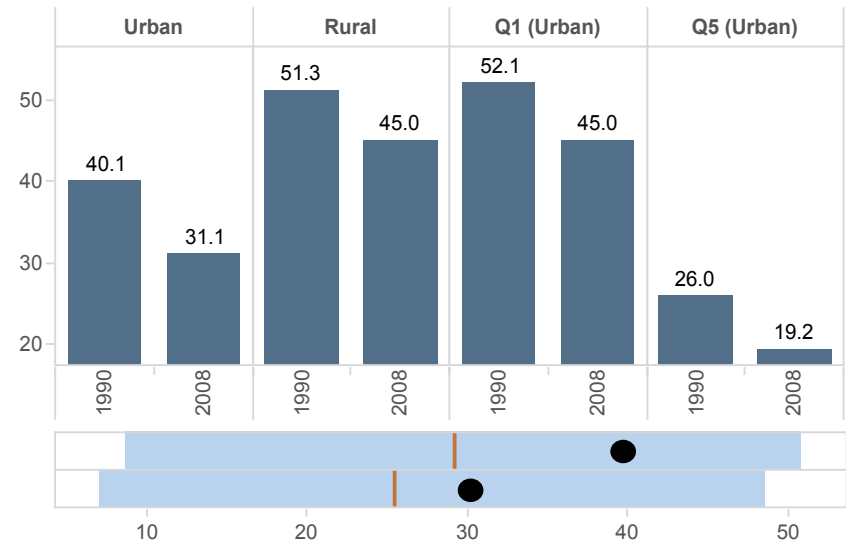
Health outcomes

**Under 5 mortality rate**  
(Per 1000 live births)



**Under 5 chronic malnutrition**

(% children moderately or severely malnourished indicated by low height for age)



Q1\* : Poorest 20%  
Q5\*\* : Wealthiest 20%

Global urban range (Upper:1990-2000, Lower:2001-2011)

Global average for urban areas ● Urban estimate for country

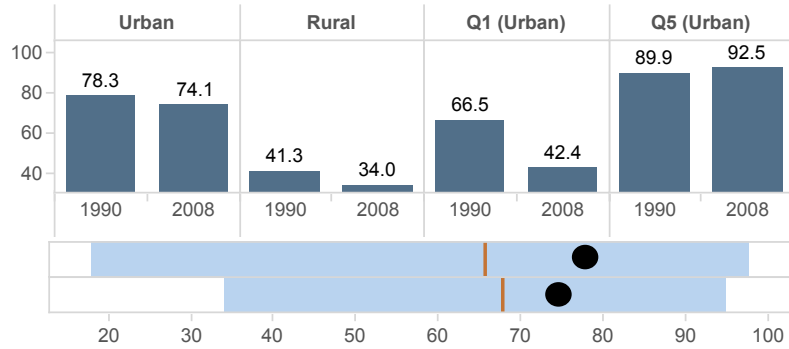
Data source<sup>1</sup> - Latest update at 2009 UN data: URL <https://data.un.org>  
Data source<sup>2</sup> - URL: <http://esa.un.org/unpd/wup/CD-ROM/Urban-Rural-Population.htm>  
Data source<sup>3</sup> (Unless the dataset notified)  
- Demographic Health Survey: URL <http://dhsprogram.com/Data/>

# Nigeria | Urban health profile

Health systems coverage

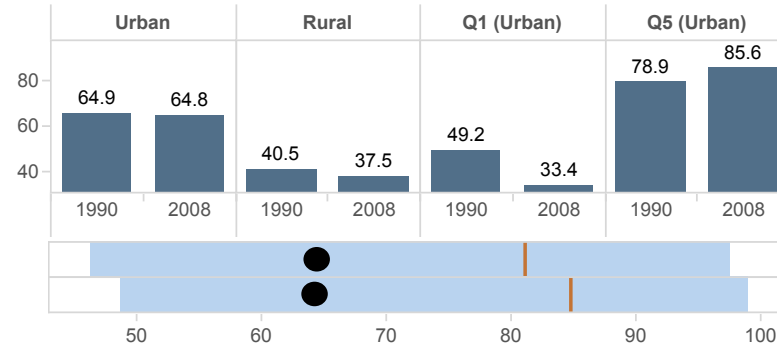
## Antenatal care coverage

(% women with at least 4 antenatal care visits during last pregnancy)



## Measles vaccine coverage

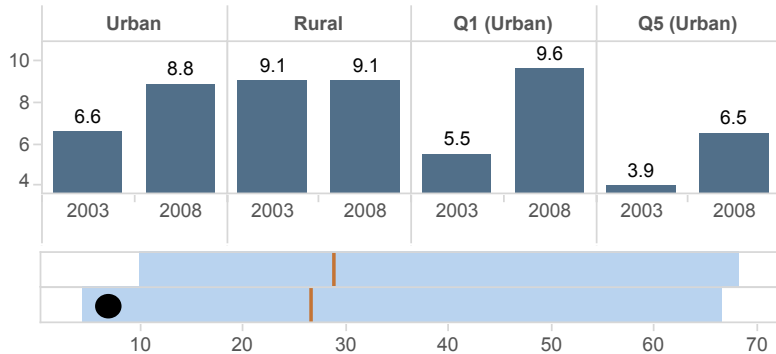
(% 1 year-olds immunized against measles)



Health risk factor

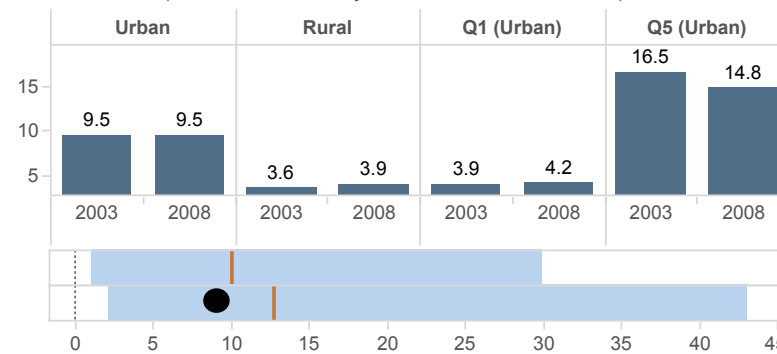
## Tobacco consumption

(% men of current daily smoker)



## Obesity

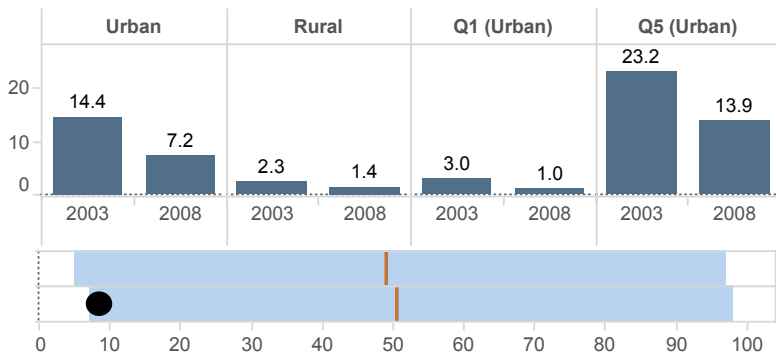
(% women with body mass index more than 30)



Health determinants

## Coverage of drinking water on premises

(% households)



## Knowledge of HIV/AIDS

(% women reported knowing about means of avoiding sexual transmission of HIV/AIDS)

