

Update on the Dengue situation in the Western Pacific Region

Northern Hemisphere

Cambodia

As of epidemiological week 10 of 2022, a total of 363 dengue cases, and one death (case fatality rate (CRF) 0.3%) were reported in Cambodia. The number of cases reported weekly remains lower than the normal range of cases reported from 2015 to 2020 (Figure 1). The reported number of dengue cases is lower in all provinces compared to trends observed in 2021.

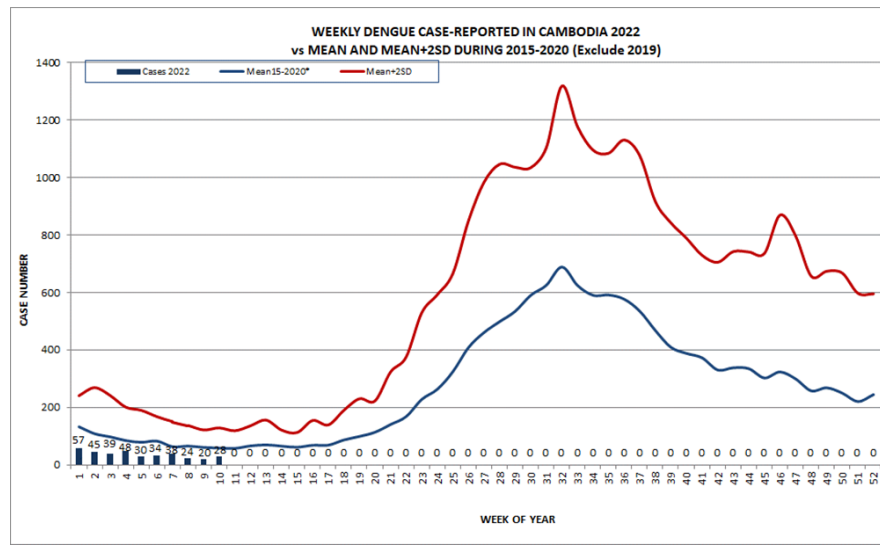


Figure 1: Dengue cases reported weekly in 2022 vs Mean and Mean+2SD during 2015-2020, *excluding 2019 in Cambodia

Source: National Dengue Surveillance System (NDCP/CNM/MOH)

China

In February 2022, no dengue case and no death have been reported in China. The trend in February 2022 is below usual seasonal trend, as compared to previous years (Figure 2).

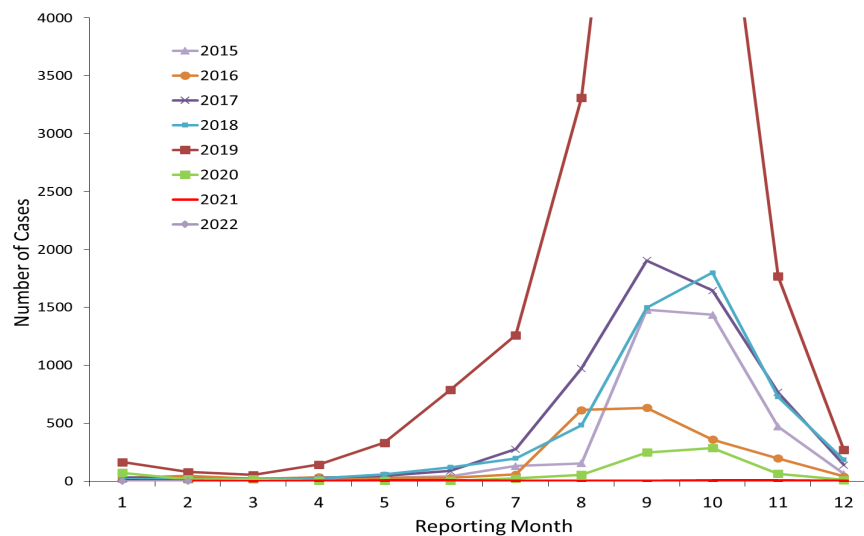


Figure 2: Dengue cases reported monthly from 2015-2022 in China

Source: National Health Commission, China

Lao People’s Democratic Republic

During epidemiological week 10 (from 5 to 11 March) and 11 (from 12 to 20 March) of 2022, 33 dengue cases and no death was reported in Lao People’s Democratic Republic (Figure 3). The cumulative number of cases reported as of epidemiological week 11 of 2022 is 68. This is lower compared to 146 cases reported during the same period in 2021.

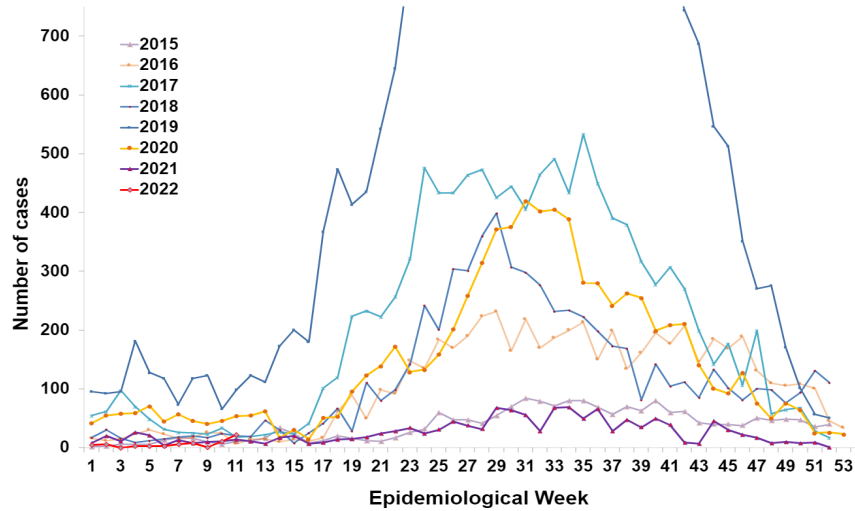


Figure 3: Dengue cases reported weekly from 2015-2022 in Lao PRD
 Source: National Centre for Laboratory and Epidemiology, Ministry of Health, Lao PDR

Malaysia

During epidemiological week 11 of 2022, 592 dengue cases were reported for a total of 7,364 cumulative reported dengue cases for 2022. This is an increase of 12.3% compared to 6,560 cases reported during the same period in 2021. As of epidemiological week 11 of 2022, three deaths due to dengue had been reported, compared to three deaths during the same period in 2021.

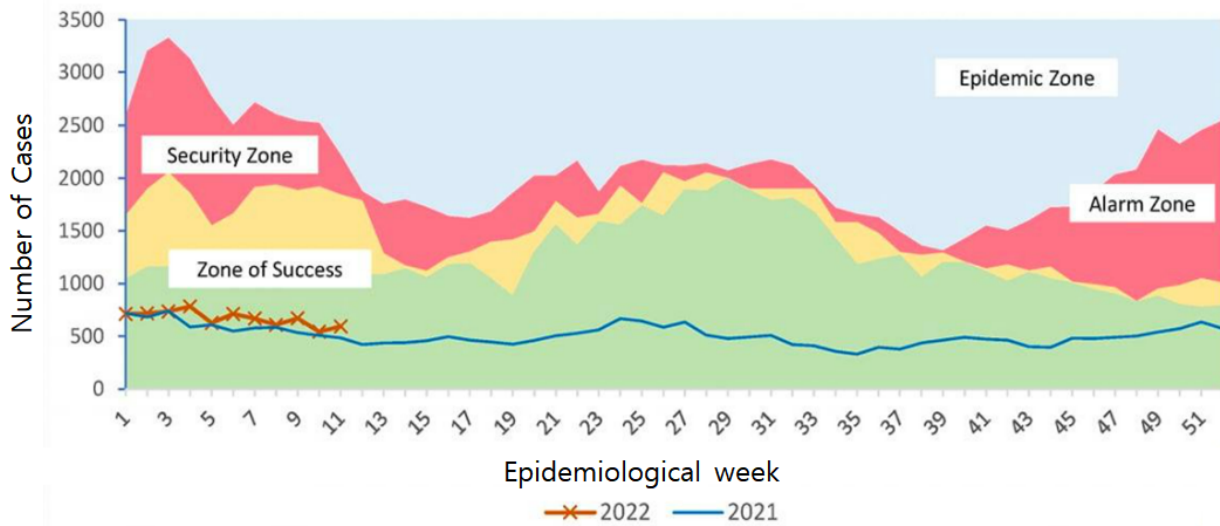


Figure 4: Dengue cases reported weekly from 2021 and 2022 in Malaysia
 Source: Department of Health, Malaysia

Philippines

During epidemiological week 9, from 27 February to 5 March 2022, there was a total of 218 dengue cases and no death reported. This is 85% lower compared to the same period in 2021 (n=1,436). From 1 January to 5 March 2022, there has been a total of 8,110 dengue cases with 51 deaths (CFR 0.6%) reported, this is 53% lower compared to the 17,231 cases reported in the same period in 2021.

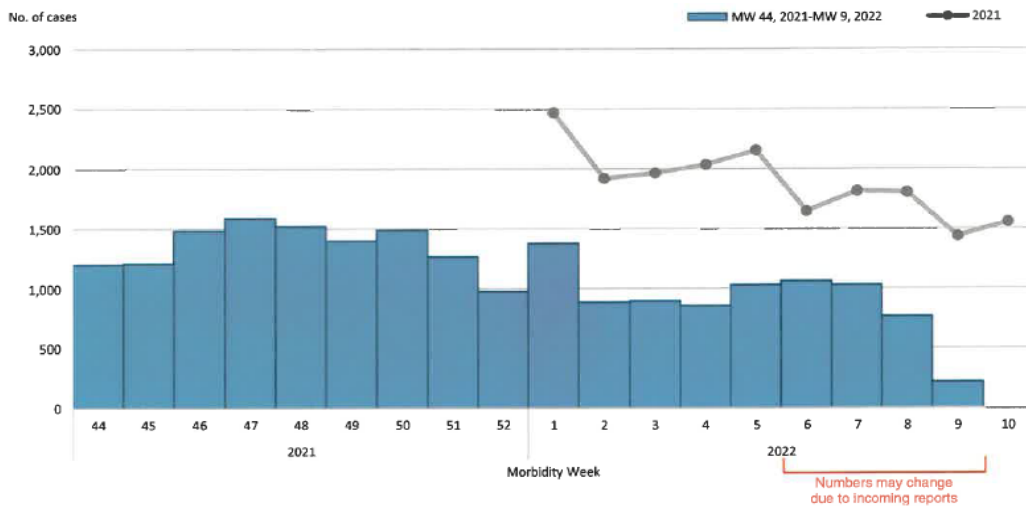


Figure 5: Dengue cases reported weekly from 2021 and 2022 in the Philippines

Source: Department of Health, the Philippines

Singapore

During epidemiological week 10 of 2022, from 6 to 12 March 2022, 373 dengue cases were reported in Singapore and a total of 1,978 cases were reported since epidemiological week 1 of 2022 (Figure 6). This is an increase of 31.4% compared to 1,505 cases reported during the same period in 2021.

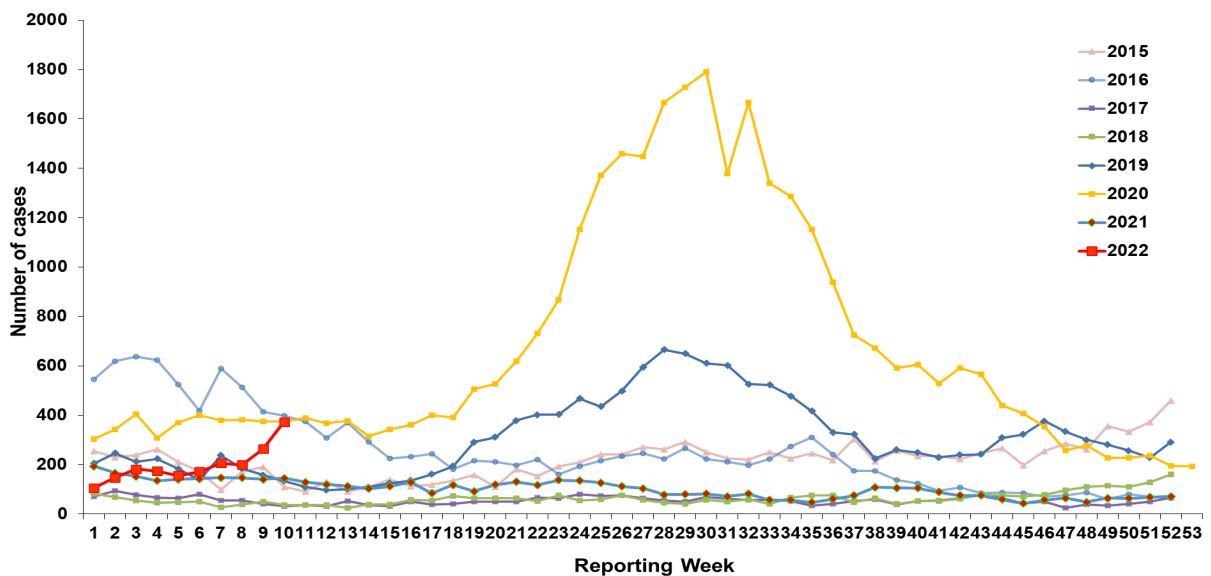


Figure 6: Dengue cases reported weekly from 2015-2022 in Singapore

Source: Communicable Diseases Division, Ministry of Health, Singapore

Viet Nam

During epidemiological week 11 of 2022, there were 683 cases and one death was reported from 35 out of 63 provinces in Viet Nam. The number of cases decreased by 20% compared to the previous week (854 cases including no deaths). As of 13 March 2022, a total of 10,280 cases of dengue, including four deaths were reported in Viet Nam. Compared to the same period in 2021 (16,308 cases including four deaths), the cumulative number of cases decreased by 37%.

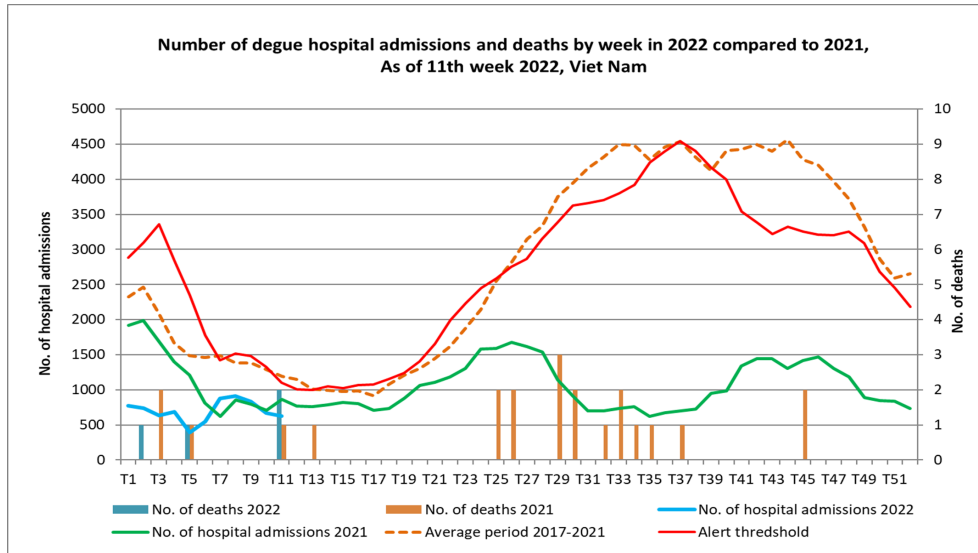


Figure 7: Dengue cases and deaths reported weekly from 2021-2022 in Viet Nam
 Source: General Department of Preventive Medicine, Ministry of Health, Viet Nam

Southern Hemisphere

Australia (no update)

As of 13 February 2022 there were three dengue cases reported since 1 January 2022. (Figure 8). Similarly, there was one dengue case reported in Australia from 4 January to 14 February in 2021, continuing low number of cases since 2021. The significant drop in dengue cases for 2021 and early 2022 in Australia as compared to previous years during the same time period may be attributed to COVID-19 related travel restrictions. Prior to COVID-19, Australia had seen increasing notifications in overseas-acquired cases from returning travellers to dengue endemic areas.

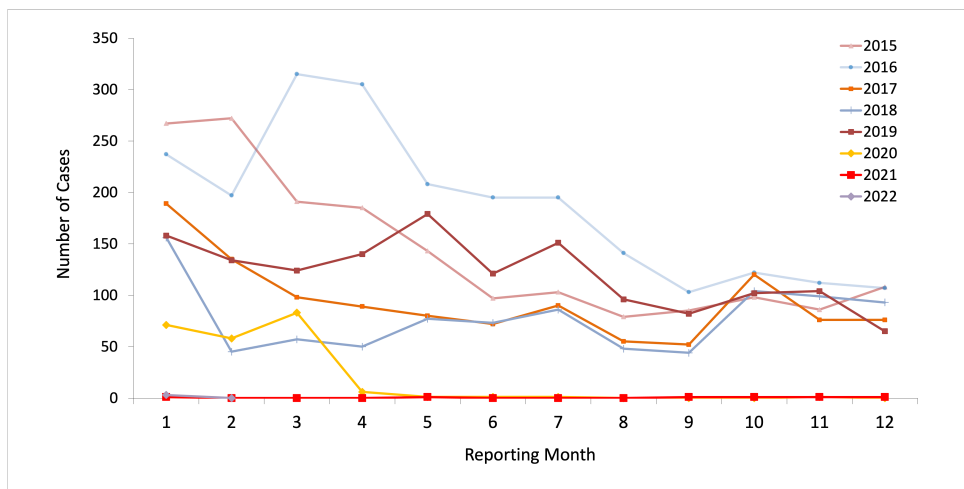


Figure 8: Laboratory-confirmed dengue cases reported monthly from 2015-2021 in Australia
 Source: Department of Health, Australia

Pacific Islands Countries

French Polynesia

During epidemiological week 7 and 8 of 2022, out of 10 suspected dengue cases tested for dengue-specific IgM no samples tested positive. From the end of December 2021, the number of consultations for dengue-like syndrome has increased to 5.5% in week 8 of 2022.

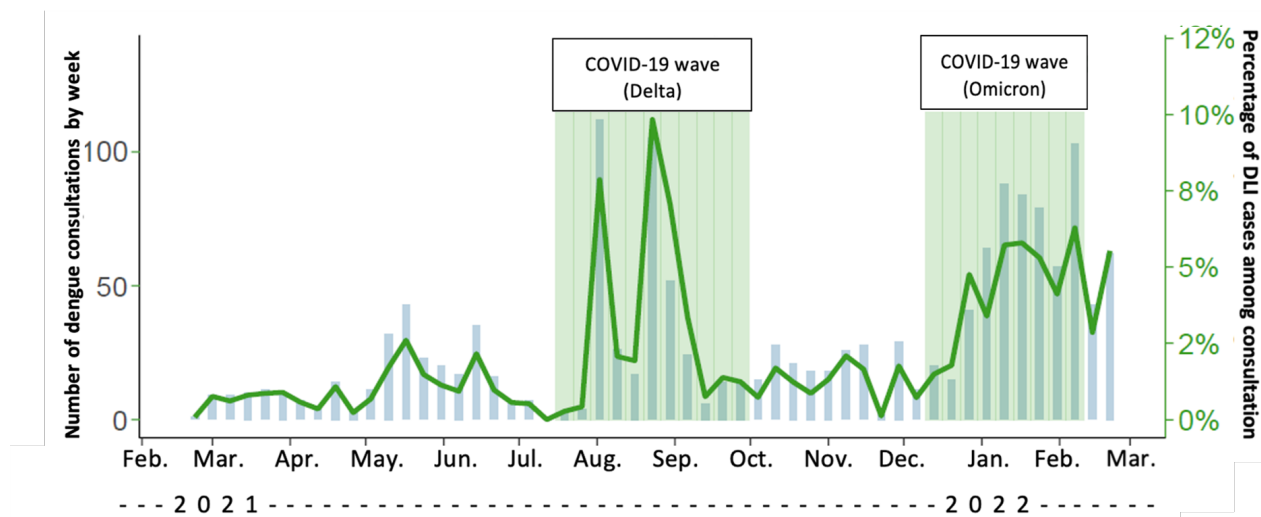


Figure 9: Number of dengue consultation and proportion of DLI cases among consultations at sentinel sites by week from 2021 to 2022 in French Polynesia

Source: Centre for Occupational Health and Public Safety, French Polynesia

New Caledonia (no update)

From epidemiological weeks 1 to 45 of 2021, a total of 116 dengue cases were reported in New Caledonia, including 92 confirmed cases, 23 probable cases, and one suspected case (Figure 10). This is an increase compared to the same period in 2020 when a total of 63 total dengue cases were reported, but the peak and majority of cases were reported at the beginning of the year and current trend is similar to last year. DENV-2 was detected in 85 out of the 92 confirmed cases as of 15 November 2021.

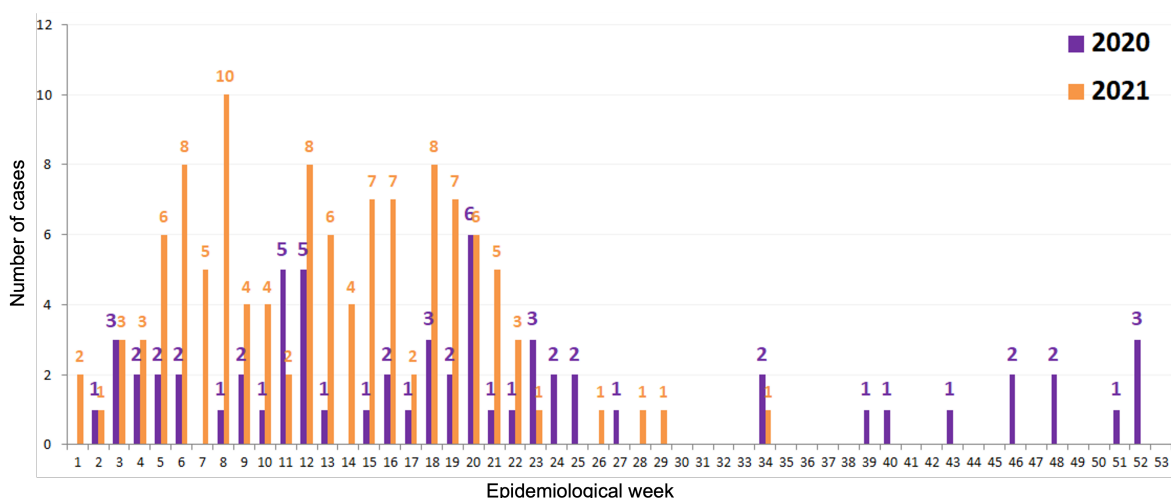


Figure 10: Dengue cases reported by week from 2021 in New Caledonia

Source: Network of sentinel physicians, New Caledonia

Wallis and Futuna (no update)

During epidemiological weeks 46 to 47 of 2021, no confirmed cases of dengue were reported in Wallis and Futuna (Figure 11). As of epidemiological week 47, 2021, there were 68 cases reported. Among them, 63 cases were reported in Futuna and five cases reported in Wallis. In 2020, there were a cumulative of 124 confirmed dengue cases.

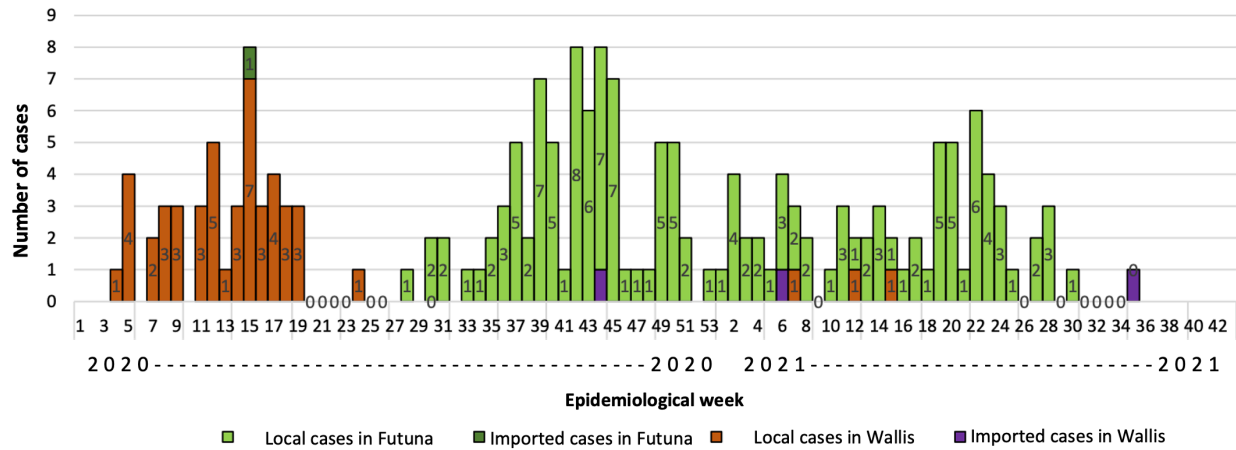


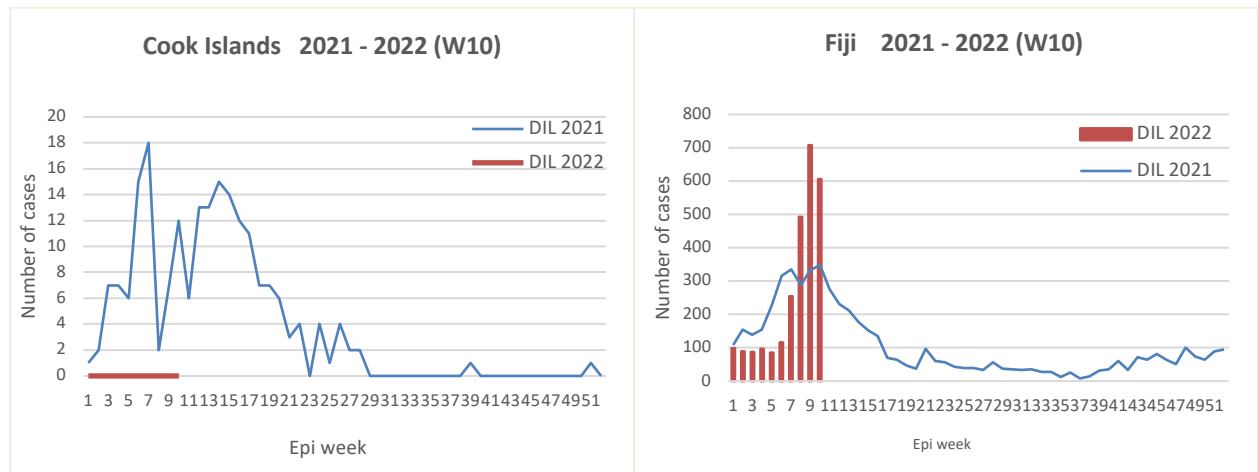
Figure 11: Dengue cases reported by week from 2021 in Wallis and Futuna

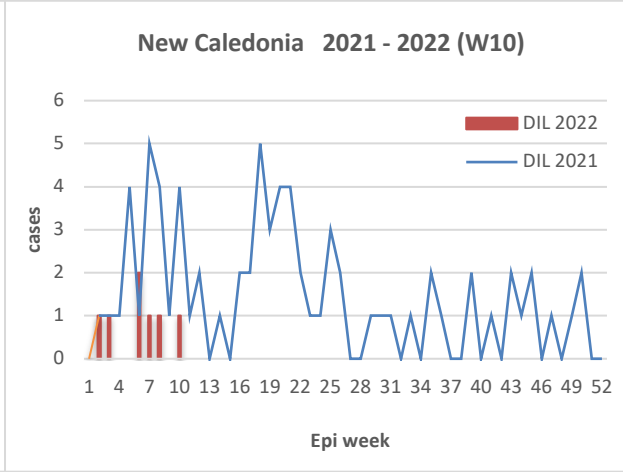
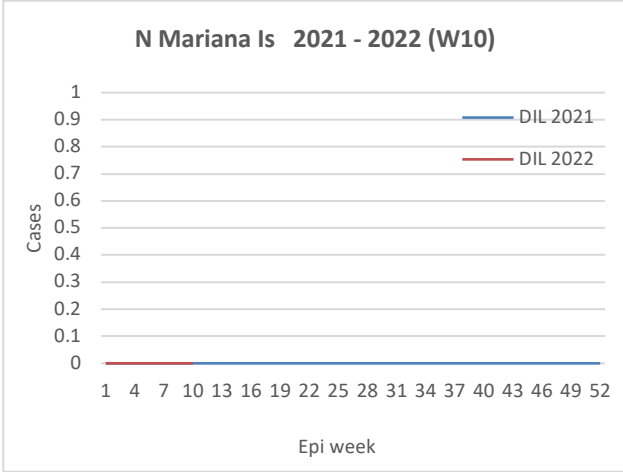
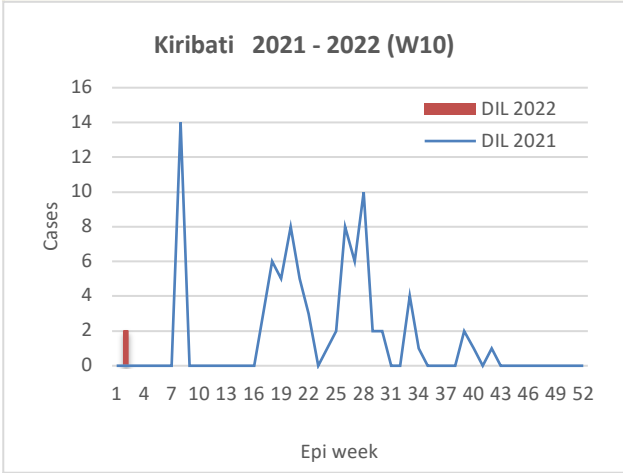
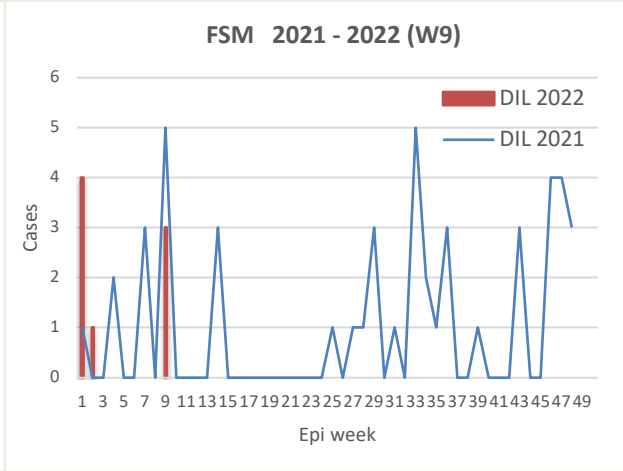
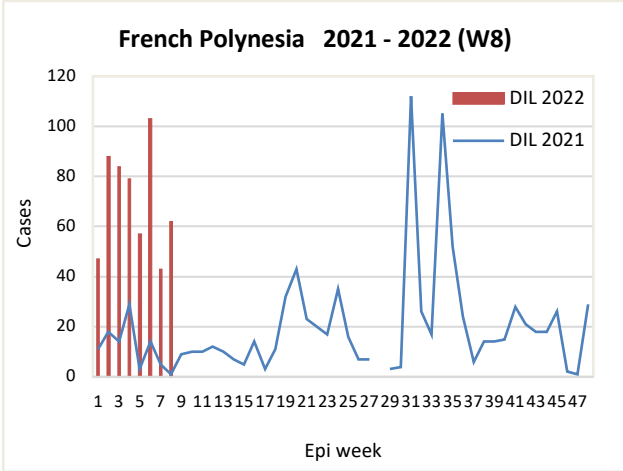
Source: Health Agency, Wallis and Futuna

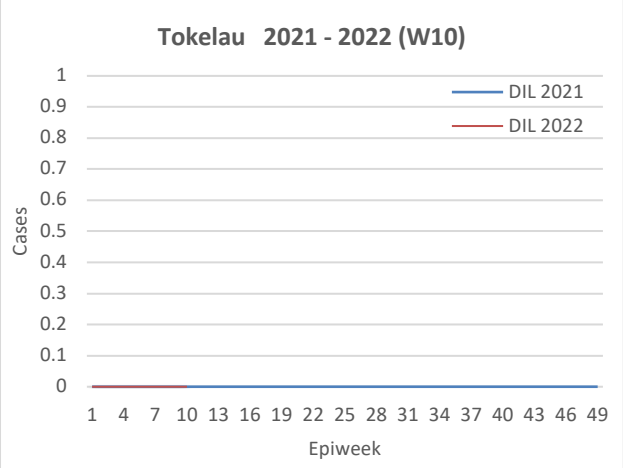
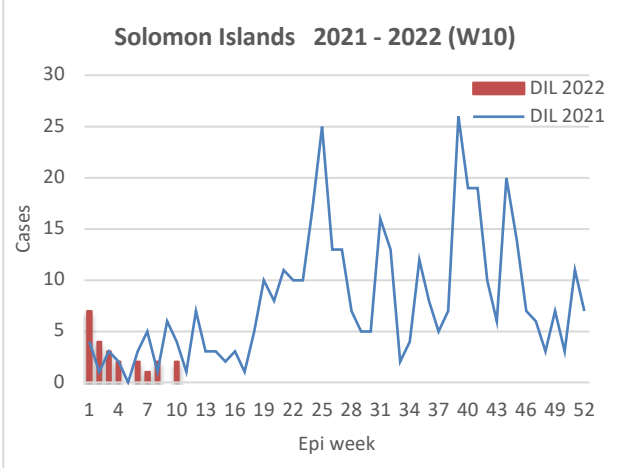
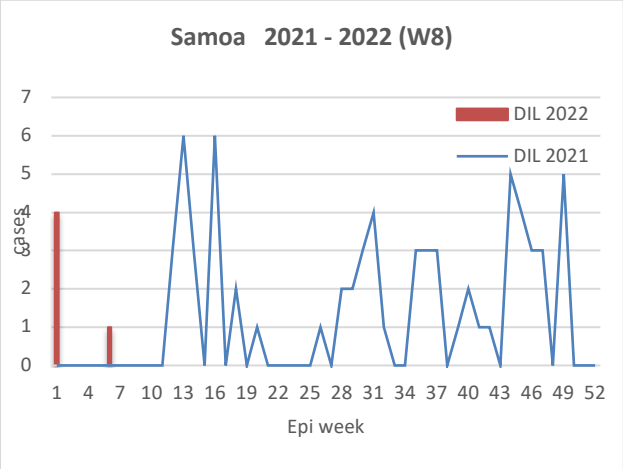
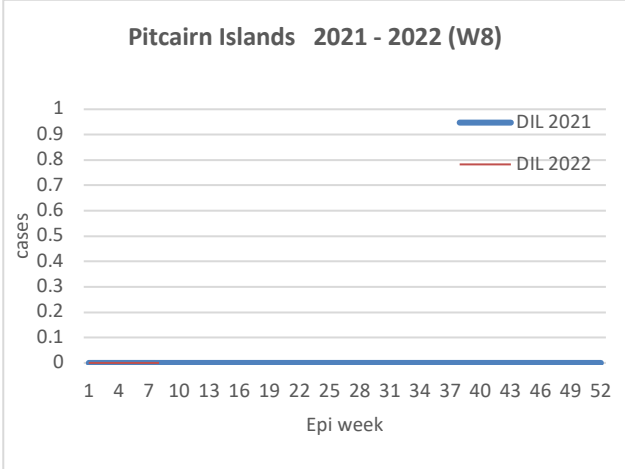
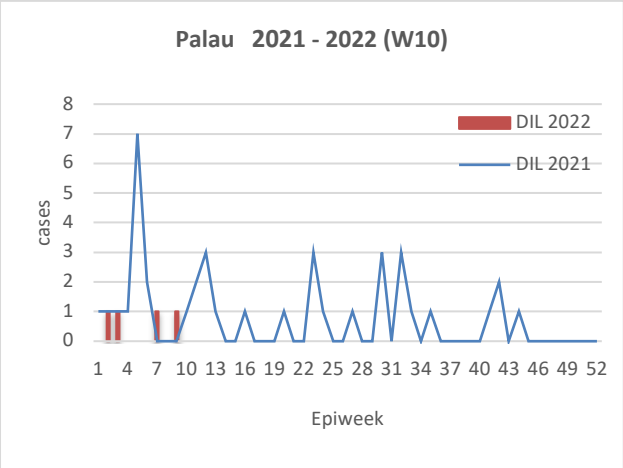
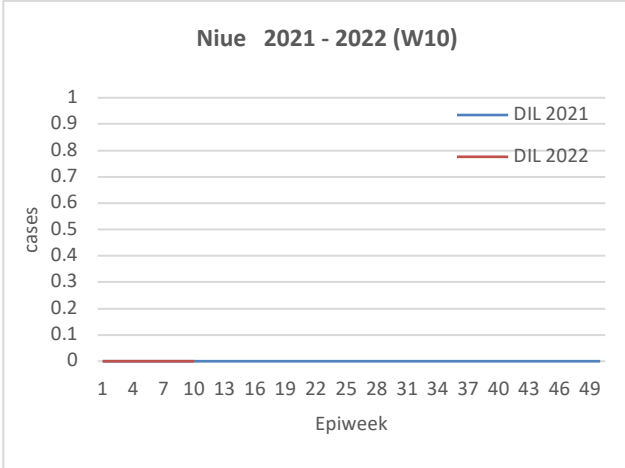
*Since week 44, the dengue surveillance bulletin of Wallis and Futuna has discontinued updating this graph.

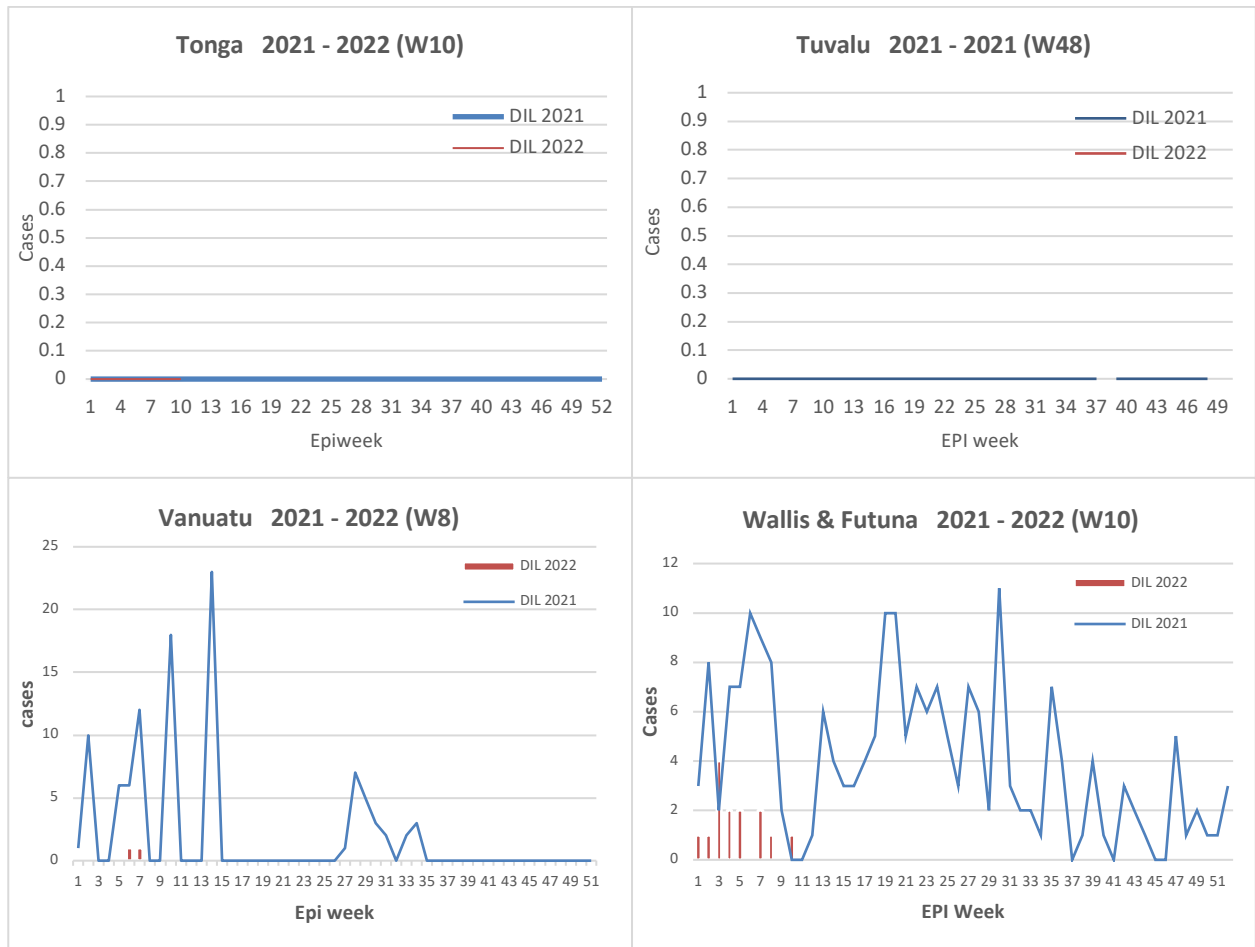
Pacific Island Countries and Areas (PICs) – Dengue-like illness (DLI) Surveillance

During epidemiological week 10 of 2022, Pacific Island Countries and Areas with available surveillance data are reporting no or low numbers of DLI cases. Fiji and French Polynesia have reported more cases compared to the same period of 2021.









* Caution should be taken in interpreting these data as there may be changes in the number of sentinel sites reporting to the Pacific Syndromic Surveillance System.
 ** FSM: Federated States of Micronesia

Figure 12. Reported cases of dengue-like illness in Pacific Islands Countries and Areas
 Source: PacNet Bulletin