

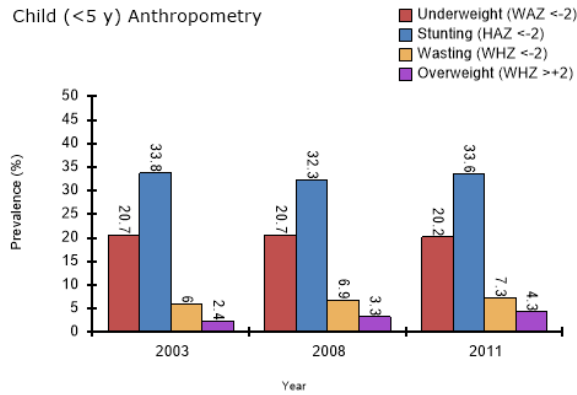
NLIS Country Profile: Philippines



What are the current states of indicators contributing to a comprehensive view of nutrition for health and development in Philippines? See **national** data below.

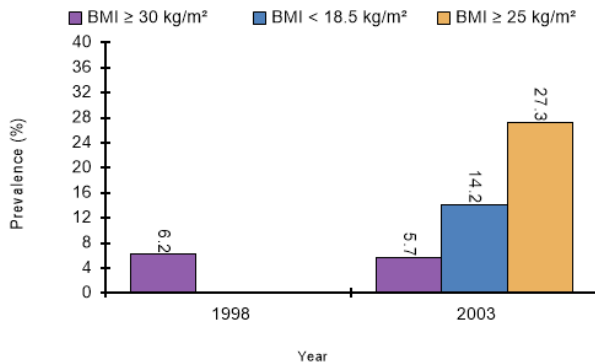
Child Malnutrition

Child (<5 y) Anthropometry



Malnutrition in Women

Female malnutrition based on BMI



Health Services

Indicator	Year	Value	Source Info
% Births attended by skilled health personnel	2013	72.8	View
% Children 6-59 months receiving vitamin A supplements (dose 1)	2013	90.0	View
% Children 6-59 months receiving vitamin A supplements (dose 2)	2013	89.0	View
% Children aged 1 y immunized against measles	2014	88.0	View
% Children with diarrhoea who received zinc		no data	
% Population using an improved sanitation facility	2012	74.0	View
% Population using improved drinking water sources	2012	92.0	View
% Women receiving iron and folate supplements during pregnancy		no data	

Caring Practices

Indicator	Year	Value	Source Info
% children 0-23 months who were put to the breast within 1 hour of birth		no data	
% Infants 6-8 months age who receive solid, semi-solid or soft foods		no data	
% children 6-23 months who receive a minimum acceptable diet		no data	
% Children <5 y with diarrhoea receiving ORT and continued feeding	2008	59.6	View
% Women 15-19 y who are mothers or pregnant with their first child	2008	9.9	View

Commitment

Indicator	Year	Value	Source Info
General government expenditure on health as % of total government expenditure	2013	8.5	View

Indicator	Year	Value	Source Info
% Low birthweight (<2500 g)	2008	21.0	View

Vitamin and Mineral Deficiencies

Indicator	Year	Value	Source Info
% Anaemia children <5 y (Hb <110 g/L)	2003	36.3	View
% Anaemia pregnant women (Hb <110 g/L)	2003	43.9	View
% Clinical vitamin A deficiency in women (history of night blindness during most recent pregnancy)	2003	7.9	View
% Subclinical vitamin A deficiency in preschool-age children (serum/plasma retinol <0.70 µmol/L)	2003	40.1	View
Median urinary iodine concentration (µg/L) in children 6-12 y	2003	201.0	View

Food Security

Indicator	Year	Value	Source Info
% Population below \$1 per day	2012	19.0	View
% Population below minimum level of dietary energy consumption	2014-2016	13.5	View
Iodised salt consumption (% households consuming adequately iodised salt - 15 parts per million or more)	2008	21.0	View



Capacity

Indicator	Year	Value	Source Info
Degree training in nutrition exists		no data	
Nutrition is part of medical curricula		no data	

Indicator	Year	Value	Source Info
Total expenditure on health as % of gross domestic product	2013	4.4	View
Per capita total expenditure on health (US\$)	2013	287.0	View
Nutrition component of the United Nations Development Assistance Framework (UNDAF)	2005-2009	Medium	View
Nutrition component of Poverty Reduction Strategy Paper (PRSP)		no data	
Nutrition Governance	2009	Strong	View
Monitoring and enforcement of the International Code of Marketing of Breast-milk Substitutes	2007	Yes	View
Maternity leave	2013	9 weeks	View

Indicator	Year	Value	Source Info
Number of trained nutrition professionals per 100,000 population		no data	
Nursing and midwifery personnel density per 1,000 population	2004	6.0	View
GDP per capita (PPP US\$)	2014	6,916	View
GDP per capita annual growth rate (%)	2014	6.1	View
Official development assistance (ODA) received (net disbursements) (% of GNI)	2013	0.1	View
Low-income Food-Deficit Country (LIFDC)	2015	No	View

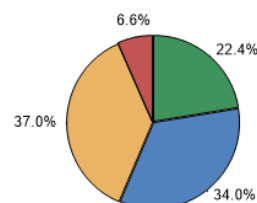
Meta-indicators

Indicator	Year	Value	Source Info
% Seats held by women in national parliament	2015	27.2	View
Averaged aggregate governance indicators	2013	-0.32	View
Gender Inequality Index (GII)	2013	0.461	View
Gender Parity Index in primary level enrolment (ratio of girls to boys)	2013	0.96	View
Global Hunger Index	2014	13.1	View
Human development index (HDI) value	2013	0.66	View

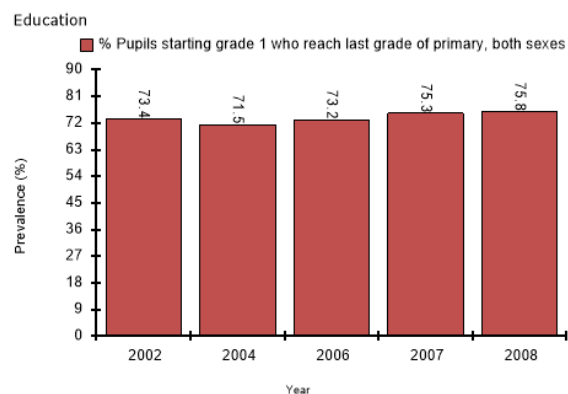
Female Education Levels

Female Education Levels 2008

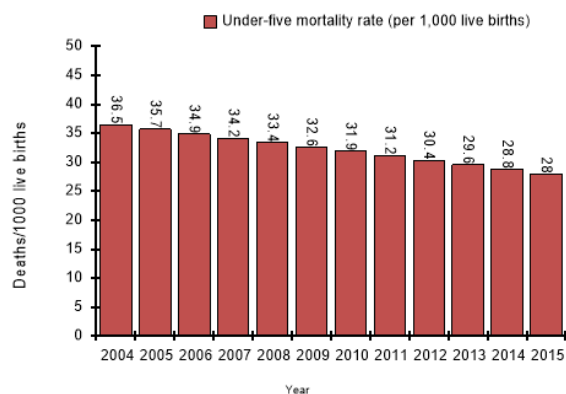
■ Higher
 ■ Secondary
 ■ Primary
 ■ No education



Education



Under 5 Mortality



Policies & Actions in the Global database on the Implementation of Nutrition Action (GINA)

Policy title	Start Year	View
The Implementing Rules and Regulation of Republic Act No. 10028	2011	GINA
Republic Act No. 10028: Expanded Breastfeeding Promotion Act of 2009	2009	GINA
AO No. 25 S 2003 Adoption of International Reference Standards	2008	GINA
AO No. 2008-00201 Strategy for the maternal newborn child health and nutrition (MNCHN)	2008	GINA
S. No. 1698: Expanded Breastfeeding Promotion Act of 2007	2007	GINA
AO No. 2007-0045 Zinc Supplementation and Reformulated Oral Rehydration Salt in the Management of Diarrhea	2007	GINA
AO No. 119S 2003 Updated Micronutrient Supplementation	2003	GINA
Philippine Food Fortification Act of 2000	2000	GINA
Philippine Plan of Action for Nutrition	1993	GINA

Programme title and actions	Start Year	View
GAIN Universal Salt Iodization - Salt iodization	2008	GINA
Early Childhood Development (ECD) Project -	1998	GINA
Early Childhood Development (ECD) Project - Food distribution/supplementation	1998	GINA
Early Childhood Development (ECD) Project - Growth monitoring and promotion	1998	GINA
Early Childhood Development (ECD) Project - Nutrition education	1998	GINA
Barangay Integrated Development Approach for Nutrition Improvement (BIDANI) - Food distribution/supplementation	1978	GINA
Barangay Integrated Development Approach for Nutrition Improvement (BIDANI) - Growth monitoring and promotion	1978	GINA
Barangay Integrated Development Approach for Nutrition Improvement (BIDANI) - Nutrition education	1978	GINA
Barangay Integrated Development Approach for Nutrition Improvement (BIDANI) - Promotion of improved hygiene practices including handwashing	1978	GINA
Maternal, infant and young child nutrition programmes - Breastfeeding promotion and/or counselling		GINA
Maternal, infant and young child nutrition programmes - Complementary feeding promotion and/or counselling		GINA
Maternal, infant and young child nutrition programmes - Counselling on nutritional support&care for people living with HIV		GINA
Maternal, infant and young child nutrition programmes - Promotion of improved hygiene practices including handwashing		GINA
Vitamin and mineral nutrition programmes - Complementary food fortification		GINA
Vitamin and mineral nutrition programmes - Iron and folic acid supplementation		GINA
Vitamin and mineral nutrition programmes - Iron supplementation		GINA
Vitamin and mineral nutrition programmes - Oil fortification		GINA
Vitamin and mineral nutrition programmes - Salt iodization		GINA
Vitamin and mineral nutrition programmes - Sugar fortification		GINA
Vitamin and mineral nutrition programmes - Vitamin A supplementation		GINA
Maternal, infant and young child nutrition programmes - Deworming		GINA
Maternal, infant and young child nutrition programmes - Distribution of insecticide-treated bednets		GINA

Programme title and actions**Start Year View**

Maternal, infant and young child nutrition programmes - Preventive malaria treatment		GINA
Maternal, infant and young child nutrition programmes - Promotion and implementation of properly timed cord clamping		GINA
Vitamin and mineral nutrition programmes - Iodine supplementation		GINA
Vitamin and mineral nutrition programmes - Margarine/butter fortification		GINA
Vitamin and mineral nutrition programmes - Wheat flour fortification		GINA
Vitamin and mineral nutrition programmes - Zinc supplementation		GINA

Send your questions and queries to NPUinfo@who.int

Related Links & Resources Nutrition For Health and Development Home Page

<http://www.who.int/nutrition/>