

Republic of the Philippines
Department of Health

Philippine ICD-10 Modifications

ICD-10 Modifications on Certain Diseases,
Conditions and Related Health Problems
in Health Care Facilities in the Philippines

Second Edition
May 2014



Republic of the Philippines
Philippine Statistics Authority



Republic of the Philippines
Department of Health
Kagawaran ng Kalusugan
ISO 9001:2008 CERTIFIED



Second Edition
May 2014

(This page is intentionally left blank)

Philippine ICD-10 Modifications

Second Edition

May 2014

AUTHORS

AGNES B. SEGARRA, MD, PHSAE

LEA MYLENE R. REBANAL

FE A. SINSON, MA

THERESA D. TIMBANG, MPA

JASTINE TRACY E. TENDILLA

SACRIS JERU M. TAMBIO

National Epidemiology Center, Department of Health

ROSENDO P. SUALOG, MD, MGM, FPCAM

FELICITAS S. MARIANO, MMHoA

Bureau of Health Facilities and Services, Department of Health

JEREMIAS FRANCIS Y. CHAN, MD, MPH

LORELINA F. VIAÑA, RN, MAN

NCR Regional Office, Department of Health

RUEL O. TEAÑO, MD, MGM, FPSV, FPAMS

San Lazaro Hospital

ARTURO C. ALCANTARA, MD, MBAH

MARC ANTHONY C. CEPEDA, MD

ADELINE A. MESINA, MD

RONALD E. PAGUIRIGAN, MD

Philippine Health Insurance Corporation

MILA T. CRUZ

LETICIA P. MAGLUNOB

Philippine Statistics Authority

FLORINDA G. TUVILLO

*National Federation of Health Information
Management Practitioners, Inc.*

Copyright © Department of Health 2014



MESSAGE

One of the objectives of the Aquino Health Agenda (AHA) is to strengthen the national health system in the country through the provision of an effective mechanism to record, report and monitor health information. Although there have been efforts to improve the reliability and accuracy of health data, ensuring its quality is still a growing demand. Quality health information guarantees better decisions in health, particularly, in areas of health spending, health policy formulation and health care management.

The World Health Organization (WHO) has developed the International Classification of Diseases (ICD) which permits the translation of diseases into a limited number of mutually exclusive categories for data reporting and analysis. The ICD provides a common language for monitoring and reporting of diseases, disorders, injuries, and other health-related problems which allows compatibility of health information, among health facilities within a country and across countries.

In the Philippines, ICD-10 coding has been implemented through Administrative Order No. 47 s. 2000 which mandates its adoption in all hospitals to improve the quality of morbidity and mortality statistics in licensed hospitals and other health facilities. Moreover, the Philippine Health Insurance Corporation (PhilHealth) requires all health care providers to comply with the ICD-10 requirements for faster and transparent processing of claims reimbursement.


In October 2008, the Department of Health, through the National ICD-10 Technical Working Group, published the *Philippine ICD-10 Modifications Handbook, First Edition*. The handbook has contributed significantly for the accurate reporting of health information which aided in the identification of health trends in the country.

With the cumulative changes from the WHO, it is, therefore, necessary to revise and update the handbook, in order, to capture timely and reliable health statistics. This handbook does not only include the cumulative changes, but, also codes for diagnoses and conditions taken from health records of various health facilities.

I thank the authors and contributors of the *Philippine ICD-10 Modifications Handbook, Second Edition* for their commitment and strong partnership in updating the *Philippine ICD-10 Modifications Handbook*.

Let us all continue to generate quality health statistics to make our reforms more responsive to our local and international needs. Let us take advantage of the gains that we have already achieved in improving access to quality health care for all Filipinos.

Mabuhay tayong lahat!


ENRIQUE T. ONA, MD
Secretary of Health

(This page is intentionally left blank)



MESSAGE

It is an honor for us to have been involved in the updating of the *Philippine ICD-10 Modifications Handbook, First Edition*. This latest edition will become another vital reference material for our partner-health care providers and other stakeholders.

Since the Department of Health (DOH) adopted the 10th Revision of the International Classification of Diseases (ICD-10), it has helped us employ a more systematic and standardized way of data encoding, extraction, generation and reporting. These reports have become important sources of information for policy-making and have enabled comparability of our health data with those of other countries.

What is truly commendable about this Handbook from its original edition is that this was developed to accurately capture the diagnoses that are unique and applicable only to the Philippine setting. Indeed, while we set our sights towards international competitiveness, it is important to also recognize elements in the local setting that have to be appreciated vis-a-vis global standards.

This edition of the Handbook has taken into account the cumulative updates made by the World Health Organization (WHO) to the ICD-10 from 2005-2014. The series of writeshops initiated by the National ICD-10 Technical Working Group, which was created by the DOH in 2009, made it possible for this particular edition to be ready for immediate use of our partner-health care providers who need to ensure accuracy of the codes they use for their PhilHealth claims.



ALEXANDER A. PADILLA
President and CEO



MESSAGE

The Philippine Statistics Authority (PSA) congratulates the Department of Health (DOH) for coming up with the updated Philippine International Classification of Diseases version 10 (ICD-10) Modifications handbook incorporating the cumulative updates on ICD-10 international standards of the World Health Organization (WHO) and additional diagnoses provided by various health facilities.

We are hopeful that the updated edition of the handbook will better guide health care providers in classifying diseases and other health issues, which are needed to facilitate data analysis and reporting.

A complete, appropriate and updated classification will definitely enhance the comparability of health data and health systems at the local and national as well as, at the international level thereby ensuring better reference for our health policies and programs.

We likewise commend all the authors and contributors who shared their time, effort, knowledge and expertise towards the development of this handbook. May your tribe increase!

As we face endless challenges in the health sector, rest assured that the PSA will always be a partner and supporter in all your statistical advocacies towards the evidence-based initiatives as we all work to achieve a healthier Philippines.

Lisa Grace S. Bersales
LISA GRACE S. BERSALES
National Statistician
Philippine Statistics Authority (PSA)

PREFACE

This handbook, *PHILIPPINE ICD-10 MODIFICATIONS, Second Edition*, was written primarily to facilitate coding of diseases, conditions, surgical and non-surgical procedures, and related health problems commonly and uncommonly encountered in the Philippines. While this reference is intended to benefit medical records officers and clinical coders, it is also useful to medical and allied professionals, epidemiologists, statisticians, public health practitioners, government and non-government organizations dealing with health insurance, policy makers, researchers, other professionals, and student-trainees.

The *PHILIPPINE ICD-10 MODIFICATIONS, First Edition* was published by the Department of Health (DOH) in October 2008. Developments in arts, sciences, and technology, however, are so fast that there is a continuing call for keeping abreast with modern advances to meet the changing needs of the time. Inevitably, there is a direct impact on health-related terminologies.

In January 2013, the WHO, through the initiative of the Updates and Revision Committee, published *Cumulative Official Updates to ICD-10* containing changes like addition, deletion, and modification

of codes, terms (inclusion and exclusion), notes, descriptions, and names of certain diseases/ conditions.

For this reason, the DOH deemed it imperative to revise the initial handbook and consequently created an ICD-10 Technical Working Group (TWG) in the early part of 2014 with the National Epidemiology Center (NEC) as the lead agency. The TWG was composed of representatives from NEC and three other DOH offices, specifically National Center for Health Facility Development, Bureau of Health Facilities and Services, and National Capital Regional Office (NCRO), as well as other agencies such as National Statistics Office (now part of Philippine Statistics Authority or PSA), Philippine Health Insurance Corporation (PhilHealth), and San Lazaro Hospital.

The group, which was assigned to update the first edition of the handbook, held a series of meetings and writeshops. It gathered pertinent data mainly those on diseases/conditions and other health-related problems reported in health facilities, medical specialty societies, and offices such as Amang Rodriguez Medical Center, Philippine General Hospital, Philippine Pediatric Society (PPS) and the National Capital Regional Office (NCRO).

It is to be noted that the ICD-10 TWG which completed the first edition of the handbook utilized pertinent documents/records from PhilHealth and various medical specialty societies such as the Philippine College of Physicians (PCP), Philippine College of Chest Physicians (PCCP), Philippine Academy of Ophthalmology (PAO), Philippine Obstetrical and Gynecological Society (POGS), Philippine Society of Nephrology (PSN), and the Philippine Society of Microbiology and Infectious Diseases (PSMID). This is in line with the TWG's task of coming up with a Shortlist of ICD-10 codes that would facilitate the assignment of the most appropriate ICD-10 codes to certain diseases/ conditions.

The International Classification of Diseases version 10 (ICD-10), which was developed by the World Health Organization (WHO), serves as the international standard classification for the coding of diseases and other health issues for morbidity and mortality reporting. Health data coded in ICD-10 form the basic building blocks for the assessment of health system performance. The use of this classification is encouraged by WHO because it ensures the comparability of health data between hospitals, provinces, regions, and countries.

Conformably, the DOH mandated hospitals and other health facilities in the country to implement the ICD-10 coding through issuances, notably Administrative Order No. 47, s. 2000, entitled “Amendment on Medical Records Service in all Categories of Hospitals [Guidelines for the Implementation of International Classification of Diseases version 10 (ICD-10) for Hospital Licensing.”

As a caveat, this material is not intended to replace the ICD-10 books published by the WHO which remain the primary tools in ICD-10 Coding.

Indeed, grateful appreciation is extended to those who have selflessly shared valuable inputs to this undertaking.

Finally, all concerned are enjoined to continue working towards adherence to standards if we are to truly obtain quality health data that may be comparable over time and be genuinely useful in the assessment of the performance of health services in general and the health status of the population in particular.

The Authors

ACKNOWLEDGEMENT

The revisions of International Classification of Diseases version 10 (ICD-10) recently made by the World Health Organization and the uniqueness of some diseases and conditions in the country necessitated the development of this handbook. The *PHILIPPINE ICD-10 MODIFICATIONS, Second Edition* was completed through the concerted efforts of the principal authors and various concerned agencies who believe that the adoption of ICD-10 coding in the country would greatly contribute to the improvement in the quality of our health statistics.

For making this publication possible, the following are given due credit: Department of Health (DOH), Philippine Health Insurance Corporation (PhilHealth), National Statistics Office (NSO) which is now part of the newly created Philippine Statistics Authority (PSA), San Lazaro Hospital (SLH), other health care facilities, different Philippine medical specialty societies, and other concerned agencies.

Grateful appreciation is extended to these aforementioned institutions, as well as to others, who, in one way or another, contributed to the successful development of this shortlist.

Lastly, we acknowledge the technical expertise shared by Ms. Sue Walker, Director, National Centre for Health Information Research and Training (NCHIRT), Queensland University of Technology, Australia and the wholehearted support and encouragement of Dr. Enrique A. Tayag, Director IV, National Epidemiology Center, Department of Health and Chairperson of the National ICD-10 Technical Working Group.

DISCLAIMER

This publication aims to assist coders in assigning ICD-10 codes to certain diseases/conditions and other related health problems. The list of diseases/ conditions provided herein was taken from statistical and other reports prepared by various health care facilities in the country. Valuable inputs from several medical specialty societies were also included.

Inasmuch as there are numerous ways physicians in the country write their diagnoses, it should be noted that the diseases/ conditions listed herein may or may not represent the actual diagnostic statements provided in the patient's discharge diagnosis or even the causes of death in a death certificate. In the assignment of suitable ICD-10 codes, the authors considered the available descriptors, modifiers or qualifiers of the disease or condition regardless of their position in the diagnostic statement (e.g. Acute bronchitis is treated similar to Bronchitis, acute). Likewise, the ICD-10 codes provided herein are mostly for less specific cases. For more specific conditions and/or other combined diseases/conditions, applicable notes are given under related categories for guidance.

Modifications in some codes were developed by the ICD-10 National Technical Working Group in consultation with the concerned medical societies in the country and coding experts from Australia.

Though all the information has been checked for accuracy, neither the authors nor the publisher accept any responsibility or liability with regard to omissions, misuse or misinterpretation.

The Authors

TABLE OF CONTENTS

Messages.....	vii
Preface.....	.xiv
Acknowledgement.....	xviii
Disclaimer.....	xx

TABLE 1: LIST OF COMMON DIAGNOSES/CONDITIONS 1

A

ABNORMALITY.....	1
ABORTION.....	2
ABRUPTIO PLACENTA.....	4
ABSCESS.....	5
ACCIDENT.....	6
ADENOCARCINOMA.....	7
ADENOMA.....	8
ALLERGY.....	8
AMEBIASIS.....	9
ANEMIA.....	10
ANGINA PECTORIS.....	14
ANOREXIA.....	14
ANURIA.....	15
ANXIETY STATE.....	15
APPENDICITIS.....	15
ARTERIOSCLEROSIS.....	16
ARTHRALGIA.....	17
ARTHRITIS.....	17
ASCITES.....	20
ASPHYXIA.....	20
ASTHMA.....	20
ATELECTASIS.....	21
ATHEROSCLEROSIS.....	21
ATRESIA.....	22
ATTACK.....	22

B

BEDSORE.....	22
BELL'S PALSY.....	22
BITE.....	22
BLEEDING.....	26

BLIGHTED OVUM	27
BLOCK	27
BRONCHIECTASIS	28
BRONCHIOLITIS	28
BRONCHITIS	28
BRONCHOPNEUMONIA	30
BURN	31

C

CALCIFICATION	35
CALCULUS	36
CANCER	36
CARCINOMA	39
CARDIOMEGALY	43
CARDIOMYOPATHY	44
CATARACT	44
CELLULITIS	65
CEPHALGIA	66
CHALAZION	66
CHECK-UP, HEALTH	66
CHEMOTHERAPY	67
CHOLERA	67
CHOLECYSTITIS	68
CHOLECYSTOLITHIASIS	68
CHOLELITHIASIS	69
CIRRHOSIS	69
CLEFT LIP	69
CLEFT PALATE	70
CLEFT PALATE WITH CLEFT LIP	70
COAGULOPATHY	72
COAGULATION, INTRAVASCULAR	72
COLD	72
COLITIS	72
COMATOSE	73
COMPLICATIONS	73
CONCUSSION	74
CONJUNCTIVITIS	75
CONSTIPATION	77
CONTUSION	77
CONVULSION	78
COR PULMONALE	79
COSTOCHONDRITIS	79
COUGH	79

CRISIS	80
CYANOSIS	80
CYST	80
CYSTITIS	81
CYSTOLITHIASIS	82
CYSTOCELE	82
CYSTORECTOCELE	82

D

DEFECT, COAGULATION	82
DEFICIENCY	82
DEFICIT	83
DEHYDRATION	83
DELIVERY	84
DEMENTIA	96
DEPRESSION	96
DERMATITIS	97
DIABETES MELLITUS	97
DIARRHEA	101
DIPHThERIA	103
DISEASE	103
DISLOCATION, HIP, TRAUMATIC	106
DISORDER	107
DISTENSION	107
DISTRESS	108
DIZZINESS	109
DYSARTHRIA	109
DYSCRASIA, BLOOD	109
DYSLIPIDEMIA	109
DYSPEPSIA	109
DYSPHAGIA	110
DYSPLASIA	110
DYSPNEA	110
DYSRHYTHMIA	111
DYSURIA	111

E

ECLAMPSIA	111
EFFUSION, PLEURA	111
EMBOLISM	112
EMESIS	112
EMPYEMA	112

ENCEPHALOPATHY	114
ENDOMETRIOSIS.....	114
ENTERITIS	114
ENURESIS	114
EPILEPSY	115
EPISTAXIS	116
ERYSIPELAS	116
ERYTHEMA	116
ESOPHAGEAL REFLUX	116
ESOPHAGITIS	116
EXAMINATION, HEALTH	116

F

FAILURE	117
FEVER	118
FIBROADENOMA	119
FISTULA	120
FRACTURE	120

G

GANGRENE	125
GASTRITIS	127
GASTROENTERITIS	127
GLAUCOMA	128
GLIOMA	131
GLOMERULONEPHRITIS	131
GOITER	131
GOUT	132
GLYCOSURIA	132
GRAVES DISEASE	132
GUNSHOT WOUND	132

H

HANSEN DISEASE	133
HEADACHE	133
HEMANGIOMA	134
HEMATURIA	134
HEMOPHILIA	134
HEMOPTYSIS	134
HEMORRHAGE	134

HEMORRHOIDS	135
HEPATITIS	136
HEPATOMEGALY	137
HERNIA	137
HICCOUGH	137
HICCUP	137
HODGKIN LYMPHOMA	137
HUMAN IMMUNODEFICIENCY VIRUS (HIV) DISEASE	137
HYDRONEPHROSIS	142
HYPERACIDITY	142
HYPERCHOLESTEROLEMIA	142
HYPEREMESIS GRAVIDARUM	142
HYPERESTHESIA, SKIN	143
HYPEROSMOLAR NON-KETOTIC COMA (HONC)	143
HYPEROSMOLAR COMA	143
HYPERGLYCEMIC HYPEROSMOLAR SYNDROME	143
HYPERKALEMIA	143
HYPERLIPIDEMIA	143
HYPERPLASIA	144
HYPERPYREXIA	144
HYPERTENSION (HPN)	144
HYPERTHYROIDISM	145
HYPERTROPHY	145
HYPERURICEMIA	145
HYPOGLYCEMIA	145
HYPOKALEMIA	145
HYPOTENSION	146

I	
ILEITIS	146
ILEUS	146
IMBALANCE	146
IMPACTION, IMPACTED	147
INCONTINENCE	147
INDIGESTION	148
INFARCTION	148
INFECTION	149
INFLUENZA	151
INJURY.....	162
INSUFFICIENCY	164

J	
JAUNDICE	164
K	
KETOACIDOSIS	164
KOCH'S DISEASE	165
KOCH'S INFECTION	165
L	
LABOR	165
LARYNGITIS	166
LEPROSY	167
LEUKEMIA	168
LIGATION	169
LIPOMA	169
LOSS OF APPETITE	169
LUMBAGO	169
LUPUS	170
LYMPHOMA	170
LYMPHOSARCOMA	171
M	
MALARIA	171
MALIGNANCY	172
MALNUTRITION	173
MASS	174
MEASLES	175
MELANOMA, MALIGNANT SKIN	176
MENINGITIS	176
MENINGIOMA	177
MENINGOCOCCEMIA	177
MIDDLE EAST RESPIRATORY SYNDROME CORONA VIRUS (MersCoV)	178
MIGRAINE	178
MUMPS	179
MYASTHENIA GRAVIS	179
MYELOMA	179
MYELOMATA	180

MYOCARDITIS	180
MYOMA UTERI [LEIOMYOMA]	180
MYOMATA, UTERINE	180
N	
NARROWING, RECTAL	180
NASOPHARYNGITIS	180
NAUSEA	180
NECROSIS	181
NEPHRITIS	181
NEPHROLITHIASIS	181
NEPHROPATHY	181
NEURODERMATITIS	182
NEUROPATHY	182
NEW GROWTH [NEOPLASM]	182
NODULES	183
NOSEBLEED	183
O	
OBESITY	183
OBSTRUCTION	183
OLIGURIA	184
ORCHITIS	184
ORTHOPNEA	184
OSTEOARTHRITIS	184
OSTEOPOROSIS.....	185
OTITIS	185
P	
PAIN	189
PALPITATIONS	195
PARAPLEGIA	195
PARASITISM	195
PARKINSON DISEASE	195
PARKINSONISM	196
PAROTITIS	197
PELVIC INFLAMMATORY DISEASE (PID)	197
PHARYNGITIS	198
PHYSICAL EXAMINATION	198
PLEURAL EFFUSION	198
PLEURISY	198

PNEUMOCYSTOSIS	199
PNEUMONIA	199
PNEUMONITIS	203
PNEUMOTHORAX	204
POISONING	205
POLIOMYELITIS	208
POLYP	208
POLYPOSIS	209
POLYURIA	209
PREGNANCY	209
PRIMARY COMPLEX	209
PROCIDENTIA UTERI	209
PROLAPSE	210
PSYCHOSIS	210
PTERYGIUM	210
PURPURA	211
PYELONEPHRITIS	211
PYREXIA	212
 Q	
QUADRIPLEGIA, LATE EFFECT	212
 R	
RABIES	212
REACTION	212
REFLUX	213
RETENTION	214
RETICULOSARCOMA	215
RHEUMATISM	215
RHINITIS	215
RUBELLA	216
 S	
SALMONELLOSIS	216
SARCOMA	216
SARCOMA, SECONDARY	217
SARCOMATOSIS	217
SCAR	217
SCHISTOSOMIASIS	217

SCIATICA	218
SCLEROSIS	218
SCREENING.....	218
SEIZURES	219
SEPSIS	219
SEPTICEMIA	220
SHORTNESS OF BREATH	220
SINUSITIS	220
SPHEROCYTOSIS	221
STAB WOUND	221
STEATOHEPATITIS, NON ALCOHOLIC	221
STROKE	222
SYNDROME	222
 T	
TACHYCARDIA	228
TETANUS	229
THYROID STORM	229
TONSILLITIS	229
TONSILLOPHARYNGITIS	229
TOXICOSIS	229
TRANSIENT ISCHEMIC ATTACK (TIA)	229
TUBERCULOSIS	230
TYMPANOMASTOIDITIS	268
 U	
ULCER	268
UREMIA	269
URINATION, PAINFUL.....	269
UROLITHIASIS	270
UROSEPSIS	270
 V	
VASCULITIS	270
VERTIGO	270
VOMITING	270
 W	
WEAKNESS	271

WEIGHT LOSS, ABNORMAL	271
WOUND, OPEN	271
TABLE 2: LIST OF ILL-DEFINED CONDITIONS	273
TABLE 3: WHO CUMULATIVE OFFICIAL UPDATES TO ICD-10 VOLUME 1.....	274
CHAPTER I: CERTAIN INFECTIOUS AND PARASITIC DISEASES	274
CHAPTER II: NEOPLASMS	286
CHAPTER III: DISEASES OF THE BLOOD AND BLOOD-FORMING ORGANS AND CERTAIN DISORDERS INVOLVING THE IMMUNE MECHANISM	307
CHAPTER IV: ENDOCRINE, NUTRITIONAL AND METABOLIC DISEASES	311
CHAPTER V: MENTAL AND BEHAVIORAL DISORDERS	315
CHAPTER VI: DISEASES OF THE NERVOUS SYSTEM	317
CHAPTER VII: DISEASES OF THE EYE AND ADNEXA	320
CHAPTER IX: DISEASES OF THE CIRCULATORY SYSTEM	325
CHAPTER X: DISEASES OF THE RESPIRATORY SYSTEM	333
CHAPTER XI: DISEASES OF THE DIGESTIVE SYSTEM	338
CHAPTER XII: DISEASES OF THE SKIN AND SUBCUTANEOUS TISSUE	348
CHAPTER XIII: DISEASES OF THE MUSCULOSKELETAL SYSTEM AND CONNECTIVE TISSUE	351
CHAPTER XIV: DISEASES OF THE GENITOURINARY SYSTEM	354

CHAPTER XV: PREGNANCY, CHILDBIRTH AND THE PUERPERIUM	360
CHAPTER XVI: CERTAIN CONDITIONS ORIGINATING IN THE PERINATAL PERIOD	369
CHAPTER XVII: CONGENITAL MALFORMATIONS, AND CHROMOSOMAL ABNORMALITIES	372
CHAPTER XVIII: SYMPTOMS, SIGNS AND ABNORMAL CLINICAL AND LABORATORY FINDINGS, NOT ELSEWHERE CLASSIFIED	373
CHAPTER XIX: INJURY, POISONING AND CERTAIN OTHER CONSEQUENCES OF EXTERNAL CAUSES.....	379
CHAPTER XX: EXTERNAL CAUSES OF MORBIDITY AND MORTALITY	386
CHAPTER XXI: FACTORS INFLUENCING HEALTH STATUS AND CONTACT WITH HEALTH SERVICES	392
CHAPTER XXII: CODES FOR SPECIAL PURPOSES	395
ANNEXES	401
ANNEX A: CLASSIFICATION OF TB CASES.....	402
ANNEX B: CLASSIFICATION OF DENGUE CASES.....	403
ANNEX C: CLASSIFICATION OF COMMUNITY ACQUIRED PNEUMONIA.....	406
ANNEX D: PEDIATRIC COMMUNITY ACQUIRED PNEUMONIA RISK FOR PNEUMONIA-RELATED MORTALITY.....	408
ANNEX E: CLASSIFICATION OF HYPERTENSION.....	409
ANNEX F: CAUSE OF DEATH CERTIFICATION GUIDELINES (FOR DOCTORS)	410
ANNEX G: LISTS OF MEDICAL PREFIXES AND SUFFIXES, AND DIFFERENT ROOT CLASSIFICATION.....	413
REFERENCES	452

(This page is intentionally left blank)

**TABLE 1. LIST OF COMMON DIAGNOSES /
CONDITIONS**

DISEASES/CONDITIONS NOTE: Please read the DISCLAIMER carefully for guidance.	ICD-10 CODE	REMARKS
<p><u>Laterality code</u></p> <p>Note: <i>Any of the following codes is for use with certain categories that classify conditions affecting sites with laterality (e.g. eyes, ears, extremities, breasts, etc.):</i></p> <p><i>0 – left</i> <i>1 – right</i> <i>2 – bilateral</i> <i>9 – unspecified</i></p> <p><i>The laterality code should be added as 4th, 5th, or 6th character depending on the other requirements of the category.</i></p> <p><i>The laterality code is not applicable to categories wherein the laterality is already inherent.</i></p>		
ABNORMALITY		
Electrolyte abnormality	E87.8	

DISEASES/CONDITIONS NOTE: Please read the DISCLAIMER carefully for guidance.	ICD-10 CODE	REMARKS
Electrolyte imbalance	E87.8	
Urine abnormality Note: <i>Signs and symptoms codes R00-R99 should only be used in cases for which no more specific diagnosis can be made even after all the facts bearing on the case have been investigated.</i> <i>Refer to ICD-10 Vols. 1 & 2 for additional guidelines.</i>	R82.9	<i>This code should only be used if no more specific definitive diagnosis is available.</i>
Asymptomatic urine abnormality	R82.9	<i>See also notes and remarks under "Urine abnormality".</i>
ABORTION Note: <i>If the abortion is further specified as to type (e.g. spontaneous, medical, etc.), then a more appropriate code from O03-O05 should be used.</i> <i>Refer to ICD-10 Vols. 1 & 3 for the appropriate code.</i> <i>Moreover, if other information such as the completeness or incompleteness of abortion and its associated complication/s are indicated, a more appropriate 4th character code should be used.</i>	O06.9	<i>Diagnosis is incomplete; specify the type and complication (if any) of the abortion to complete it.</i>

DISEASES/CONDITIONS NOTE: Please read the DISCLAIMER carefully for guidance.	ICD-10 CODE	REMARKS
<p><i>Any of the following 4th character subdivisions is for use with categories O03-O06 to indicate associated complication/s and the completeness of abortion:</i></p> <ul style="list-style-type: none"> .0 - incomplete, complicated by genital tract and pelvic infection .1 - incomplete, complicated by delayed or excessive hemorrhage .2 - incomplete complicated by embolism .3 - incomplete with other and unspecified complications .4 - incomplete, without complication .5 - complete or unspecified, complicated by genital tract and pelvic infection .6 - complete or unspecified, complicated by delayed or excessive hemorrhage .7 - complete or unspecified, complicated by embolism .8 - complete or unspecified, with other and unspecified complications .9 - complete or unspecified, without complication 		
Induced Abortion	O06.9	<i>See also notes under "ABORTION".</i>
Imminent abortion Note: <i>This type of abortion is classified under spontaneous (non-induced) abortion, O03; however, an additional 5th character is required.</i>	O03. <u>90</u>	<i>Additional 5th character is a Philippine modification.</i> <i>See also notes under "ABORTION".</i>

DISEASES/CONDITIONS NOTE: Please read the DISCLAIMER carefully for guidance.	ICD-10 CODE	REMARKS
<p><i>Any of the following 5th character subdivisions is for use with category O03 to indicate whether it is imminent, inevitable or unspecified:</i></p> <p>0 - imminent 1 - inevitable 9 - unspecified</p>		
Inevitable abortion	O03. <u>91</u>	<i>See also notes and remarks under "ABORTION" and "Imminent abortion".</i>
Non-induced abortion	O03. <u>99</u>	<i>See also notes and remarks under "ABORTION" and "Imminent abortion".</i>
Spontaneous abortion	O03. <u>99</u>	<i>See also notes and remarks under "ABORTION" and "Imminent abortion".</i>
Missed abortion	O02.1	
Threatened abortion	O20.0	
ABRUPTIO PLACENTA	O45.9	

DISEASES/CONDITIONS NOTE: Please read the DISCLAIMER carefully for guidance.	ICD-10 CODE	REMARKS
ABSCESS Note: <i>If the type, site, and other modifiers of abscess are specified, then a more appropriate code should be used.</i> <i>Refer to ICD-10 Vols. 1 & 3 for the appropriate code.</i>	L02.9	<i>Diagnosis is incomplete; specify the type, site, and other modifiers of abscess to complete it.</i>
Anorectal abscess	K61.2	
Cerebellar abscess	G06.0	
Cerebral abscess	G06.0	
Liver abscess	K75.0	
Amebic liver abscess	A06.4	
Amebic liver abscess with brain abscess	A06.6† G07*	
Amebic liver abscess with brain abscess and lung abscess	A06.6† G07*	
Amebic liver abscess with lung abscess	A06.5† J99.8*	
Lung abscess	J85.2	

DISEASES/CONDITIONS NOTE: Please read the DISCLAIMER carefully for guidance.	ICD-10 CODE	REMARKS
Amebic lung abscess with liver abscess	A06.5† J99.8*	
Lung abscess with pneumonia	J85.1	
Pharyngeal abscess	J39.1	
Perineal abscess	L02.2	
Peritonsillar abscess	J36	
Scrotal abscess	N49.2	
ACCIDENT		
Cerebrovascular Accident (CVA)	I64	
Cardioembolic CVA Note: <i>If the artery involved is specified, then a more appropriate code should be used.</i> <i>Refer to ICD-10 Vols. 1 & 3 for the the appropriate code.</i>	I64	<i>Diagnosis is incomplete; specify the artery affected to complete it.</i>
CVA with paralysis	I64, G83.9	
CVA with hemiplegia	I64, G81.99	<i>Laterality of the hemiplegia is not</i>

DISEASES/CONDITIONS NOTE: Please read the DISCLAIMER carefully for guidance.	ICD-10 CODE	REMARKS
		<i>specified.</i> <i>Laterality code added.</i>
CVA with left hemiplegia	I64, G81.90	<i>Laterality code added.</i>
CVA with right hemiplegia	I64, G81.91	<i>Laterality code added.</i>
CVA infarct	I63.9	
CVA with infarction	I63.9	
CVA hemorrhage	I61.9	
Healed CVA with paralysis	G83.9 I69.8	
Old CVA with paralysis	G83.9 I69.8	
ADENOCARCINOMA Note: <i>If the site of the adenocarcinoma is specified, then a more appropriate site code should be used.</i> <i>Refer to ICD-10 Vols. 1 & 3 for the appropriate site code .</i> <i>For adenocarcinoma affecting sites with laterality, additional laterality</i>	C80.9 M8140/3	<i>Diagnosis is incomplete; specify the site of adenocarcinoma to complete it.</i>

DISEASES/CONDITIONS NOTE: Please read the DISCLAIMER carefully for guidance.	ICD-10 CODE	REMARKS
<i>code should be used. See also note on "Laterality Code" at the beginning of Table 1.</i>		
Endometrial adenocarcinoma	C54.1 M8140/3	
ADENOMA	D36.9 M8140/0	<i>Diagnosis is incomplete; specify the site of adenoma to complete it.</i> <i>See also notes under "Adenocarcinoma".</i>
Pleomorphic adenoma	D36.9 M8940/0	<i>Diagnosis is incomplete; specify the site to complete it .</i> <i>See also notes under "Adenocarcinoma".</i>
ALLERGY Note: <i>If the type of allergy is specified, the a more appropriate code should be used.</i> <i>Additional code from Y40-Y59 should be used to indicate external cause of allergy for morbidity</i>	T78.4	<i>Diagnosis is incomplete; specify the type and external cause of allergy to complete it.</i> <i>Code for the external cause</i>

DISEASES/CONDITIONS NOTE: Please read the DISCLAIMER carefully for guidance.	ICD-10 CODE	REMARKS
<p><i>coding.</i></p> <p><i>For mortality coding, the code T78.4 should never be used as underlying cause code, it should only be included as an additional code .</i></p> <p><i>Refer to ICD-10 Vols.1 & 3 for the appropriate code.</i></p>		<p><i>should be added.</i></p>
<p>Dust allergy</p>	<p>J30.3</p>	
<p>Dust allergy with asthma</p>	<p>J45.0</p>	
<p>Epidermal allergy</p>	<p>J30.3</p>	
<p>Food allergy</p>	<p>T78.1</p>	<p><i>See also notes and remarks under "ALLERGY".</i></p>
<p>Gastrointestinal allergy</p>	<p>K52.2</p>	
<p>AMEBIASIS</p>	<p>A06.9</p>	
<p>Amebiasis colitis</p>	<p>A06.0</p>	
<p>Amebic dysentery</p>	<p>A06.0</p>	
<p>Chronic intestinal amebiasis</p>	<p>A06.1</p>	
<p>Intestinal amebiasis</p>	<p>A06.0</p>	

DISEASES/CONDITIONS NOTE: Please read the DISCLAIMER carefully for guidance.	ICD-10 CODE	REMARKS
ANEMIA Note: <i>If the type and/or cause anemia is specified, then a more appropriate code should be used.</i> <i>Refer to ICD-10 Vols. 1 & 3 for the appropriate code.</i>	D64.9	<i>Diagnosis is incomplete; specify the type and /or cause of anemia to complete it.</i>
Acute posthemorrhagic anemia	D62	
Anemia complicating pregnancy	O99.0, D64.9	<i>Diagnosis is incomplete; specify the type of anemia to complete it.</i> <i>See also notes under "ANEMIA".</i>
Anemia secondary to blood loss	D50.0	
Anemia secondary to acute blood loss	D62	
Anemia secondary to chronic blood loss	D50.0	
Anemia secondary to bronchogenic carcinoma	C34.9† D63.0* M8010/3	

DISEASES/CONDITIONS NOTE: Please read the DISCLAIMER carefully for guidance.	ICD-10 CODE	REMARKS
Anemia secondary to hemorrhage	D50.0	
Anemia secondary to acute hemorrhage	D62	
Anemia secondary to chronic hemorrhage	D50.0	
Anemia secondary to hepatoma	C22.0† D63.0* M8170/3	
Anemia secondary to upper gastrointestinal bleeding	D50.0, K92.2	
Anemia with hypotension	D64.9, I95.9	<i>Diagnosis is incomplete; specify the type and other modifiers of anemia and hypotension to complete it.</i> <i>See also notes under "ANEMIA".</i>
Anemia with chronic hypotension	I95.8† D63.8*	
Aplastic anemia	D61.9	

DISEASES/CONDITIONS NOTE: Please read the DISCLAIMER carefully for guidance.	ICD-10 CODE	REMARKS
<p>Autoimmune hemolytic anemia due to drug</p> <p>Note: <i>If the drug is specified, then additional code from X40-X49, X60-X84, Y40-Y59 should be used to indicate the external cause .</i></p> <p><i>Refer to ICD-10 Vols. 1 & 3 for the appropriate code.</i></p>	<p>D59.0</p>	<p><i>Diagnosis is incomplete; specify the name of drug causing anemia to complete it.</i></p>
<p>Chronic blood loss anemia</p>	<p>D50.0</p>	
<p>Chronic posthemorrhagic anemia</p>	<p>D50.0</p>	
<p>Hemolytic anemia due to drug</p>	<p>D59.2</p>	<p><i>See also notes and remarks under “Auto-immune hemolytic anemia due to drug”.</i></p>
<p>Hemolytic anemia secondary to infection</p> <p>Note: <i>If the type of infection is specified, then an additional code for the specific infection should be used,</i></p> <p><i>Refer to ICD-10 Vols. 1 & 3 for the appropriate code.</i></p>	<p>D59.4</p>	<p><i>Diagnosis is incomplete; specify the infection causing anemia to complete it.</i></p>
<p>Iron deficiency anemia</p>	<p>D50.9</p>	

DISEASES/CONDITIONS NOTE: Please read the DISCLAIMER carefully for guidance.	ICD-10 CODE	REMARKS
<p>Malarial anemia</p> <p>Note: <i>If the parasitological confirmation of malaria is specified , then a more appropriate code should be used.</i></p> <p><i>Refer to ICD-10 Vols. 1 & 3 for the appropriate code or the other codes on malarial anemia below.</i></p>	<p>B54† D63.8*</p>	<p><i>Diagnosis is incomplete; specify the parasitological confirmation of malaria to complete it.</i></p> <p><i>“B54” is used only for clinically diagnosed malaria without parasitological confirmation.</i></p>
<p><i>Plasmodium falciparum</i> malarial anemia</p>	<p>B50.8† D63.8*</p>	
<p><i>Plasmodium vivax</i> malarial anemia</p>	<p>B51.8† D63.8*</p>	
<p><i>Plasmodium malariae</i> malarial anemia</p>	<p>B52.8† D63.8*</p>	
<p>Non-autoimmune hemolytic anemia due to drug</p>	<p>D59.2</p>	<p><i>Diagnosis is incomplete; specify the name of drug causing anemia to complete it.</i></p> <p><i>See also notes under “Auto-immune hemolytic anemia due to drug”.</i></p>

DISEASES/CONDITIONS NOTE: Please read the DISCLAIMER carefully for guidance.	ICD-10 CODE	REMARKS
Pernicious anemia	D51.0	
Posthemorrhagic anemia	D50.0	
Postpartum anemia	O99.0, D64.9	<i>See also remarks under "Anemia complicating pregnancy".</i>
Puerperal anemia	O99.0, D64.9	<i>See also remarks under "Anemia complicating pregnancy".</i>
Severe anemia	D64.9	
ANGINA PECTORIS	I20.9	
Unstable angina	I20.0	
ANOREXIA Note: <i>Signs and symptoms codes R00-R99 should only be used in cases for which no more specific diagnosis can be made even after all the facts bearing on the case have been investigated.</i> <i>Refer to ICD-10 Vols. 1 & 2 for additional guidelines.</i>	R63.0	<i>This code should only be used if no more specific definitive diagnosis is available.</i>

DISEASES/CONDITIONS NOTE: Please read the DISCLAIMER carefully for guidance.	ICD-10 CODE	REMARKS
ANURIA	R34	<i>See also notes and remarks under "ANOREXIA".</i>
ANXIETY STATE	F41.1	
APPENDICITIS Note: <i>If the type of appendicitis is specified, then a more appropriate code should be used.</i> <i>Refer to ICD-10 Vols. 1 & 3 for the more appropriate code or the other codes on appendicitis below .</i>	K37	<i>Diagnosis is incomplete; specify the type and other modifiers of appendicitis to complete it.</i>
Acute appendicitis	K35.8	
Acute appendicitis with generalized peritonitis	K35.2	
Acute appendicitis with localized peritonitis	K35.3	
Acute ruptured appendicitis	K35.8	

DISEASES/CONDITIONS NOTE: Please read the DISCLAIMER carefully for guidance.	ICD-10 CODE	REMARKS
Acute suppurative appendicitis	K35.8	
Appendicitis with generalized peritonitis	K35.2	
Appendicitis with peritoneal abscess	K35.3	
Appendicitis with peritonitis	K35.3	
Chronic appendicitis	K36	
Recurrent appendicitis	K36	
Ruptured appendicitis	K35.8	
Ruptured inflamed appendix	K35.8	
ARTERIOSCLEROSIS	I70.90	
Arteriosclerosis without gangrene	I70.90	
Arteriosclerosis with gangrene	I70.91	
Arteriosclerotic cardiovascular disease (ASCVD)	I25.0	
Arteriosclerotic cerebrovascular disease	I67.2	

DISEASES/CONDITIONS NOTE: Please read the DISCLAIMER carefully for guidance.	ICD-10 CODE	REMARKS
Arteriosclerotic heart disease (ASHD)	I25.1	
Generalized arteriosclerosis	I70.90	
Peripheral arteriosclerosis of extremities	I70.20	
<p>ARTHRALGIA</p> <p>Note: <i>If the site is specified, then a more appropriate 5th character site code should be used.</i></p> <p><i>Refer to ICD-10 Vol. 1 for the appropriate site code.</i></p> <p><i>For arthralgia affecting sites with laterality, additional laterality code should be used. See also note on “Laterality Code” at the beginning of Table 1.</i></p>	M25.59	<i>Diagnosis is incomplete; specify the site and other modifiers of arthralgia to complete it.</i>
Psychogenic arthralgia	F45.4	
<p>ARTHRITIS</p>	M13.99	<p><i>Diagnosis is incomplete; specify the site and other modifiers of arthritis to complete it.</i></p> <p><i>See also notes</i></p>

DISEASES/CONDITIONS NOTE: Please read the DISCLAIMER carefully for guidance.	ICD-10 CODE	REMARKS
		<i>under “ARTHRALGIA”.</i>
Gouty arthritis	M10.09	<i>Diagnosis is incomplete; specify site of gouty arthritis to complete it.</i> <i>See also notes under “ARTHRALGIA”.</i>
Juvenile rheumatoid arthritis	M08.09	<i>Diagnosis is incomplete; specify site of rheumatoid arthritis to complete it.</i> <i>See also notes under “ARTHRALGIA”.</i>
Osteoarthritis	M19.99	<i>Diagnosis is incomplete; specify site of osteoarthritis to complete it.</i> <i>See also notes under “ARTHRALGIA”.</i>
Rheumatoid arthritis	M06.99	<i>Diagnosis is incomplete; specify site of rheumatoid arthritis to</i>

DISEASES/CONDITIONS NOTE: Please read the DISCLAIMER carefully for guidance.	ICD-10 CODE	REMARKS
		<i>complete it.</i> <i>See also notes under "ARTHRALGIA".</i>
Acute rheumatoid arthritis	M06.99 <u> </u>	<i>Diagnosis is incomplete; specify site of rheumatoid arthritis to complete it.</i> <i>See also notes under "ARTHRALGIA".</i>
Chronic rheumatoid arthritis	M06.99 <u> </u>	<i>Diagnosis is incomplete; specify site of rheumatoid arthritis to complete it.</i> <i>See also notes under "ARTHRALGIA".</i>
Septic arthritis	M00.99 <u> </u>	<i>Diagnosis is incomplete; specify site of arthritis to complete it.</i> <i>See also notes under "ARTHRALGIA".</i>

DISEASES/CONDITIONS NOTE: Please read the DISCLAIMER carefully for guidance.	ICD-10 CODE	REMARKS
ASCITES	R18	<i>See also notes and remarks under "ANOREXIA".</i>
Abdominal ascites	R18	<i>See also notes and remarks under "ANOREXIA".</i>
ASPHYXIA	R09.0	<i>See also notes and remarks under "ANOREXIA".</i>
Asphyxia, neonatorum	P21.9	
Neonatal asphyxia	P21.9	
ASTHMA Note: Any of the following 5 th character subdivisions is for use with category J45.9 to indicate the presence of exacerbation: 0 - with exacerbation 9 - without exacerbation or unspecified as to whether with or without exacerbation	J45.9<u>9</u>	<i>Diagnosis is incomplete; specify type and other modifiers of asthma to complete it.</i> <i>Additional 5th character is a Philippine modification.</i>
Asthmatic bronchitis	J45.9<u>9</u>	<i>See also notes under "ASTHMA".</i>

DISEASES/CONDITIONS NOTE: Please read the DISCLAIMER carefully for guidance.	ICD-10 CODE	REMARKS
Bronchial asthma	J45.99	<i>See also notes under "ASTHMA".</i>
Bronchial asthma in exacerbation	J45.90	<i>See also notes under "ASTHMA".</i>
Bronchial Asthma In Acute Exacerbation (BAIAE)	J45.90	<i>See also notes under "ASTHMA".</i>
Extrinsic allergic asthma	J45.0	
Intrinsic nonallergic asthma	J45.1	
Skin asthma	L20.9	
ATELECTASIS	J98.1	
Pulmonary atelectasis	J98.1	
ATHEROSCLEROSIS	I70.90	
Atherosclerosis with gangrene	I70.91	
Atherosclerosis gangrene	I70.90	
Atherosclerotic Cardiovascular Disease (ASCVD)	I25.0	

DISEASES/CONDITIONS NOTE: Please read the DISCLAIMER carefully for guidance.	ICD-10 CODE	REMARKS
Atherosclerotic cerebrovascular disease	I67.2	
Atherosclerotic Heart Disease (ASHD)	I25.1	
ATRESIA		
Biliary atresia	Q44.2	
Pulmonary valve atresia	Q22.0	
Tricuspid valve atresia	Q22.4	
ATTACK		
Transient Ischemic Attack (TIA)	G45.9	
BEDSORE	L89.9	
BELL'S PALSY	G51.0	
BITE		<i>Diagnosis is incomplete; specify the site</i>

DISEASES/CONDITIONS NOTE: Please read the DISCLAIMER carefully for guidance.	ICD-10 CODE	REMARKS
<p>Note: <i>If the site of bite is specified, a more appropriate code should be used.</i></p> <p><i>Additional code from V01-Y98 should be used to indicate external cause of bite for morbidity coding.</i></p> <p><i>For mortality coding, the nature of injury code should never be used as underlying cause code, it should only be included as an additional code .</i></p> <p><i>Moreover, for the external cause, if the place of occurrence and the activity are specified, more appropriate 4th and 5th character codes should be used.</i></p> <p><i>Refer to ICD-10 Vol. 1 for the appropriate place of occurrence and activity codes.</i></p> <p><i>For bite affecting sites with laterality, additional laterality code should be used. See also note on “Laterality Code” at the beginning of Table 1.</i></p>		<i>and cause of bite to complete it.</i>
<p>Animal bite</p>		<p><i>Diagnosis is incomplete; specify the site and animal that caused the bite to complete it.</i></p>
<p>Cat bite</p>	<p>T14.1, W55.99</p>	<p><i>Diagnosis is incomplete;</i></p>

DISEASES/CONDITIONS NOTE: Please read the DISCLAIMER carefully for guidance.	ICD-10 CODE	REMARKS
Note: <i>If the part of the body bitten is specified, then a more appropriate code should be used instead of T14.1.</i>		<i>specify the site of bite to complete it.</i> <i>External cause code added.</i> <i>See also notes under "BITE".</i>
Dogbite	T14.1, W54.99	<i>Diagnosis is incomplete; specify the site of bite to complete it.</i> <i>External cause code added.</i> <i>See also notes under "BITE" and "Cat bite".</i>
Monkey bite	T14.1, W55.99	<i>Diagnosis is incomplete; specify the site of bite to complete it.</i> <i>External cause code added.</i> <i>See also notes under "BITE" and "Cat bite".</i>
Rat bite	T14.1, W53.99	<i>Diagnosis is incomplete; specify the site</i>

DISEASES/CONDITIONS NOTE: Please read the DISCLAIMER carefully for guidance.	ICD-10 CODE	REMARKS
		<i>of bite to complete it.</i> <i>External cause code added.</i> <i>See also notes under “BITE” and “Cat bite”.</i>
<p>Snakebite</p> <p>Note: <i>For mortality coding, the code T63.0 should never be used as underlying cause code, it should only be included as an additional code .</i></p> <p><i>Moreover, for the external cause, if the place of occurrence and the activity are specified, more appropriate 4th and 5th character codes should be used.</i></p>	<p>T63.0, X20.99</p>	<p><i>External cause code added.</i></p>
<p>Snakebite, non-venomous</p>	<p>T14.1, W59.99</p>	<p><i>Diagnosis is incomplete; specify the site of bite to complete it.</i></p> <p><i>External cause code added.</i></p> <p><i>See also notes under “BITE” and “Cat bite”.</i></p>

DISEASES/CONDITIONS NOTE: Please read the DISCLAIMER carefully for guidance.	ICD-10 CODE	REMARKS
Snakebite, venomous	T63.0, X20.99	<i>External cause code added.</i> <i>See also notes under “Snake bite”.</i>
Human bite	T14.1, W50.99	<i>Diagnosis is incomplete; specify the site of bite to complete it.</i> <i>External cause code added.</i> <i>See also notes under “BITE” and “Cat bite”.</i>
BLEEDING Note: <i>Signs and symptoms codes R00-R99 should only be used in cases for which no more specific diagnosis can be made even after all the facts bearing on the case have been investigated.</i> <i>Refer to ICD-10 Vols. 1 & 2 for additional guidelines.</i>	R58	<i>This code should only be used if no more specific definitive diagnosis is available.</i>
Gastrointestinal bleeding	K92.2	
Lower Gastrointestinal Bleeding (LGIB)	K92.2	

DISEASES/CONDITIONS NOTE: Please read the DISCLAIMER carefully for guidance.	ICD-10 CODE	REMARKS
Upper Gastrointestinal Bleeding (UGIB)	K92.2	
Postcoital bleeding	N93.0	
Postmenopausal bleeding	N95.0	
Uterine bleeding	N93.9	
Dysfunctional Uterine Bleeding (DUB)	N93.8	
Uterine bleeding not due to menstruation	N93.9	
BLIGHTED OVUM	O02.0	
BLOCK		
Left Bundle Branch Block (LBBB)	I44.7	
Left bundle branch hemiblock	I44.6	
Left bundle branch posterior hemiblock	I44.5	

DISEASES/CONDITIONS NOTE: Please read the DISCLAIMER carefully for guidance.	ICD-10 CODE	REMARKS
Left bundle branch anterior hemiblock	I44.4	
BRONCHIECTASIS	J47	
BRONCHIOLITIS	J21.9	
BRONCHITIS Note: Refer to ICD-10 Vols. 1 & 3 or categories on bronchitis below for the appropriate code depending on the type of bronchitis and age of the patient.		<i>Bronchitis should be specified as to type, otherwise, the age of the patient should be considered in coding.</i>
Bronchitis (patient's age greater than or equal to 15 y.o.)	J40	<i>Diagnosis is incomplete; specify the type and other modifiers of bronchitis to complete it.</i> <i>If bronchitis is specified as acute or chronic, then disregard the cut-off age.</i>
Bronchitis (patient's age less than 15 y.o.)	J20.9	<i>Diagnosis is incomplete; specify the type</i>

DISEASES/CONDITIONS NOTE: Please read the DISCLAIMER carefully for guidance.	ICD-10 CODE	REMARKS
		<i>and other modifiers of bronchitis to complete it.</i> <i>If bronchitis is specified as acute or chronic, then disregard the cut-off age.</i>
Acute bronchitis	J20.9	
Acute bronchitis with asthmatic component	J45.99	<i>See also notes under "ASTHMA".</i>
Acute bronchitis with hyperactive airways	J45.99	<i>See also notes under "ASTHMA".</i>
Chronic bronchitis	J42	
Chronic bronchitis primarily emphysematous component	J44.8	
Chronic bronchitis primarily emphysematous component with acute lower respiratory infection	J44.0	
Chronic bronchitis primarily emphysematous component in acute exacerbation	J44.1	

DISEASES/CONDITIONS NOTE: Please read the DISCLAIMER carefully for guidance.	ICD-10 CODE	REMARKS
Asthmatic bronchitis	J45.99	<i>See also notes under "ASTHMA".</i>
Acute asthmatic bronchitis	J45.99	<i>See also notes under "ASTHMA".</i>
Chronic asthmatic bronchitis	J44.8	
Chronic asthmatic bronchitis with acute lower respiratory infection	J44.0	
Chronic asthmatic bronchitis in acute exacerbation	J44.1	
Severe asthmatic bronchitis	J46	
Emphysematous bronchitis	J44.8	
Emphysematous bronchitis with acute lower respiratory infection	J44.0	
Emphysematous bronchitis in acute exacerbation	J44.1	
BRONCHOPNEUMONIA	J18.0	

DISEASES/CONDITIONS NOTE: Please read the DISCLAIMER carefully for guidance.	ICD-10 CODE	REMARKS
Bronchopneumonia due to <i>Haemophilus influenzae</i> (<i>H. influenzae</i>)	J14	
Congenital bronchopneumonia due to <i>Haemophilus influenzae</i> (<i>H. influenzae</i>)	P23.6	
Bronchopneumonia due to <i>Streptococcus pneumoniae</i> (<i>S. pneumoniae</i>)	J13	
Congenital bronchopneumonia due to <i>Streptococcus pneumoniae</i> (<i>S. pneumoniae</i>)	P23.6	
Bronchopneumonia with measles	B05.2† J17.1*	
Bronchopneumonia with pleural effusion	J18.0† J91*	
Postmeasles bronchopneumonia	B05.2† J17.1*	
BURN	T30.0	<i>Diagnosis is incomplete; specify the site,</i>

DISEASES/CONDITIONS NOTE: Please read the DISCLAIMER carefully for guidance.	ICD-10 CODE	REMARKS
<p>Note: <i>If the site and degree of burn are specified, then a more appropriate code should be used.</i></p> <p><i>Any of the following 4th character subdivisions is for use with categories T20- T30 to indicate the degree of burn:</i></p> <ul style="list-style-type: none"> .0 - unspecified degree .1 - first degree (erythema) .2 - second degree (blisters, epidermal loss) .3 - third degree (full thickness, skin loss) <ul style="list-style-type: none"> - deep third degree (deep necrosis of underlying tissue) <p><i>Additional code from V01-Y98 should be used to indicate external cause for morbidity coding.</i></p> <p><i>For mortality coding any category from T20-T32 should never be used as underlying cause code; it should only be used as an additional code.</i></p> <p><i>Refer to ICD-10 Vols. 1 & 3 for the appropriate code and the notes under T31 category for guidance.</i></p> <p><i>For burn affecting sites with laterality, additional laterality code should be used. See also note on “Laterality Code” at the beginning of Table 1.</i></p>		<p><i>degree, and external cause of burn to complete it.</i></p> <p><i>Code for the external cause should be added.</i></p>
<p>Burn, ankle</p>	<p>T25.09</p>	<p><i>See also notes and remarks under “BURN”.</i></p>

DISEASES/CONDITIONS NOTE: Please read the DISCLAIMER carefully for guidance.	ICD-10 CODE	REMARKS
		<i>Laterality code added.</i>
Burn, foot	T25.09	See also notes and remarks under "BURN". <i>Laterality code added.</i>
Burn, ankle and foot	T25.0	See also notes and remarks under "BURN".
Burn, head	T20.09	See also notes and remarks under "BURN". <i>Laterality code added.</i>
Burn, neck	T20.09	See also notes and remarks under "BURN". <i>Laterality code added.</i>
Burn, head and neck	T20.0	See also notes and remarks under "BURN".
Burn, hip	T24.09	See also notes and remarks under "BURN". <i>Laterality code added.</i>

DISEASES/CONDITIONS NOTE: Please read the DISCLAIMER carefully for guidance.	ICD-10 CODE	REMARKS
<p>Burns, multiple</p> <p>Note: <i>Category T29 includes burns and corrosions classifiable to more than one of the categories T20-T28.</i></p> <p><i>Codes for the individual burn and external cause should be added.</i></p> <p><i>Refer to ICD-10 Vols. 1 & 3 for the appropriate code .</i></p>	<p>T29.0</p>	<p><i>Diagnosis is incomplete; specify the sites, degree and external cause of burns to complete it.</i></p> <p><i>See also notes and remarks under “BURN”.</i></p>
<p>Burns, multiple, first degree</p>	<p>T29.1</p>	<p><i>All burns are first degree.</i></p> <p><i>See also notes and remarks under “Burns, multiple, unspecified degree”.</i></p>
<p>Burns, multiple, second degree</p>	<p>T29.2</p>	<p><i>All burns are no more than second degree.</i></p> <p><i>See also notes and remarks under “Burns, multiple, unspecified degree”.</i></p>
<p>Burns, multiple, at least one burn of third degree</p>	<p>T29.3</p>	<p><i>See also notes and remarks under “Burns,</i></p>

DISEASES/CONDITIONS NOTE: Please read the DISCLAIMER carefully for guidance.	ICD-10 CODE	REMARKS
		<i>multiple, unspecified degree".</i>
Burn, shoulder	T22.09	<i>See also notes and remarks under "BURN". Laterality code added.</i>
Burn, trunk	T21.0	<i>See also notes and remarks under "BURN".</i>
Burn, wrist	T23.09	<i>Laterality code added. See also notes and remarks under "BURN".</i>
Burn, hand	T23.09	<i>Laterality code added. See also notes and remarks under "BURN".</i>
Burn, wrist and hand	T23.0	<i>See also notes and remarks under "BURN".</i>
CALCIFICATION		

DISEASES/CONDITIONS NOTE: Please read the DISCLAIMER carefully for guidance.	ICD-10 CODE	REMARKS
Renal calcification	N28.8	
CALCULUS		
Bile duct calculus	K80.5	
Bile duct calculus with cholangitis	K80.3	
Bile duct calculus with cholecystitis	K80.4	
Renal calculus	N20.0	
Congenital renal calculus	Q63.8	
Staghorn calculus	N20.0	
Congenital staghorn calculus	Q63.8	
CANCER Note: <i>The coders need to determine the site and behavior of the cancer such as malignant primary, malignant secondary (metastatic), in situ, benign, or uncertain (unknown) for the appropriate behavior and site codes.</i> <i>Refer to ICD-10 Vols. 1 & 3 for the Appropriate site code and Vol. 1 for</i>	C80.9, M8000/3	<i>Diagnosis is incomplete; specify the site, cell type and behavior of cancer to complete it.</i> <i>If the behavior and cell type of cancer are not specified, then</i>

DISEASES/CONDITIONS NOTE: Please read the DISCLAIMER carefully for guidance.	ICD-10 CODE	REMARKS
<p><i>additional coding guidelines.</i></p> <p><i>The term “cancer”, when modified by an adjective or adjectival phrase indicating a morphological type, should be coded in the same manner as “carcinoma” with that adjective or phrase. Thus, “squamous cell cancer” is coded in the same manner as “squamous cell carcinoma”. A more specific morphology code should be used instead of M8000 if the specific morphological variety is identified.</i></p> <p><i>For cancer affecting sites with laterality, additional laterality code should be used. See also note on “Laterality Code” at the beginning of Table 1.</i></p>		<p><i>the morphology is coded as “Neoplasm, malignant, primary”.</i></p>
<p>Cancer, bladder</p> <p>Note: <i>If the part of bladder is specified, then a more appropriate site code should be used.</i></p> <p><i>Refer to ICD-10 Vols. 1 & 3 for the appropriate site code.</i></p>	<p>C67.9, M8000/3</p>	<p><i>See also notes and remarks under “CANCER”.</i></p>
<p>Cancer, breast</p> <p>Note: <i>If the part of breast is specified, then a more appropriate site code should be used.</i></p> <p><i>Refer to ICD-10 Vols. 1 & 3 for the appropriate site code.</i></p>	<p>C50.99, M8000/3</p>	<p><i>See also notes and remarks under “CANCER”.</i></p> <p><i>Laterality code added.</i></p>

DISEASES/CONDITIONS NOTE: Please read the DISCLAIMER carefully for guidance.	ICD-10 CODE	REMARKS
<p>Cancer, colon</p> <p>Note: <i>If the part of colon is specified, then a more appropriate site code should be used.</i></p> <p><i>Refer to ICD-10 Vols. 1 & 3 for the appropriate site code.</i></p>	<p>C18.9, M8000/3</p>	<p><i>See also notes and remarks under "CANCER".</i></p>
<p>Cancer, follicular thyroid</p>	<p>C73, M8330/3</p>	
<p>Cancer, gastric</p> <p>Note: <i>If the part of stomach is specified, then a more appropriate site code should be used.</i></p> <p><i>Refer to ICD-10 Vols. 1 & 3 for the appropriate site code.</i></p>	<p>C16.9, M8000/3</p>	<p><i>See also notes and remarks under "CANCER".</i></p>
<p>Cancer, liver</p>	<p>C22.9, M8000/3</p>	<p><i>See also notes and remarks under "CANCER".</i></p>
<p>Cancer, lung</p> <p>Note: <i>If the part of lung is specified, then a more appropriate site code should be used.</i></p> <p><i>Refer to ICD-10 Vols. 1 & 3 for the appropriate site code.</i></p>	<p>C34.9, M8000/3</p>	<p><i>See also notes and remarks under "CANCER".</i></p>

DISEASES/CONDITIONS NOTE: Please read the DISCLAIMER carefully for guidance.	ICD-10 CODE	REMARKS
<p>Cancer, nasopharyngeal</p> <p>Note: <i>If the part of nasopharynx is specified, then a more appropriate site code should be used.</i></p> <p><i>Refer to ICD-10 Vols. 1 & 3 for the appropriate site code.</i></p>	<p>C11.9, M8000/3</p>	<p><i>See also notes and remarks under "CANCER".</i></p>
<p>Cancer, papillary thyroid</p>	<p>C73, M8050/3</p>	
<p>Cancer, prostate</p>	<p>C61, M8000/3</p>	<p><i>See also notes and remarks under "CANCER".</i></p>
<p>Cancer, thyroid</p>	<p>C73, M8000/3</p>	<p><i>See also notes and remarks under "CANCER".</i></p>
<p>CARCINOMA</p> <p>Note: <i>The morphology code may vary for other types of carcinoma (e.g. squamous cell, lobular, etc).</i></p> <p><i>Likewise, for carcinoma with specified site and behavior (e.g. malignant secondary, in situ, etc.), more appropriate behavior and site codes should be used.</i></p> <p><i>Refer to ICD-10 Vols. 1 & 3 for the appropriate site, morphology and</i></p>	<p>C80.9 M8010/3</p>	<p><i>Diagnosis is incomplete; specify the site and behavior of the carcinoma to complete it.</i></p> <p><i>If the behavior and type of carcinoma are not specified, then the morphology is coded as "Carcinoma,</i></p>

DISEASES/CONDITIONS NOTE: Please read the DISCLAIMER carefully for guidance.	ICD-10 CODE	REMARKS
<p><i>behavior codes.</i></p> <p><i>For carcinoma affecting sites with laterality, additional laterality code should be used. See also note on “Laterality Code” at the beginning of Table 1.</i></p>		<p><i>malignant, primary”.</i></p>
<p>Carcinoma, breast</p> <p>Note: <i>If the part of breast is specified, then a more appropriate site code should be used.</i></p> <p><i>Refer to ICD-10 Vols. 1 & 3 for the appropriate site code.</i></p>	<p>C50.99, M8010/3</p>	<p><i>See also notes and remarks under “CARCINOMA”.</i></p> <p><i>Laterality code added.</i></p>
<p>Carcinoma, cervical</p> <p>Note: <i>If the part of cervix is specified, then a more appropriate site code should be used.</i></p> <p><i>Refer to ICD-10 Vols. 1 & 3 for the appropriate site code.</i></p>	<p>C53.9, M8010/3</p>	<p><i>See also notes and remarks under “CARCINOMA”.</i></p>
<p>Carcinoma, colorectal</p>	<p>C19, M8010/3</p>	<p><i>See also notes and remarks under “CARCINOMA”.</i></p>
<p>Carcinoma, gastric</p> <p>Note: <i>If the part of stomach is specified, then a more appropriate site code should be used.</i></p> <p><i>Refer to ICD-10 Vols. 1 & 3 for the</i></p>	<p>C16.9, M8010/3</p>	<p><i>See also notes and remarks under “CARCINOMA”.</i></p>

DISEASES/CONDITIONS NOTE: Please read the DISCLAIMER carefully for guidance.	ICD-10 CODE	REMARKS
<i>appropriate site code.</i>		
Carcinoma, head	C44.4, M8010/3	See also notes and remarks under "CARCINOMA".
Carcinoma, head and neck	C44.4, M8010/3	See also notes and remarks under "CARCINOMA".
Carcinoma, hepatocellular	C22.0, M8170/3	
Carcinoma, lung Note: <i>If the part of lung is specified, then a more appropriate site code should be used.</i> <i>Refer to ICD-10 Vols. 1 & 3 for the appropriate site code.</i>	C34.9, M8010/3	See also notes and remarks under "CARCINOMA".
Carcinoma, nasopharyngeal Note: <i>If the part of nasopharynx is specified, then a more appropriate site code should be used.</i> <i>Refer to ICD-10 Vols. 1 & 3 for the appropriate site code.</i>	C11.9, M8010/3	See also notes and remarks under "CARCINOMA".
Carcinoma, neck	C76.0, M8010/3	See also notes and remarks

DISEASES/CONDITIONS NOTE: Please read the DISCLAIMER carefully for guidance.	ICD-10 CODE	REMARKS
		<i>under</i> “CARCINOMA”.
Carcinoma, mouth Note: <i>If the part of mouth is specified, then a more appropriate site code should be used.</i> <i>Refer to ICD-10 Vols. 1 & 3 for the appropriate site code.</i>	C06.9, M8010/3	<i>See also notes and remarks under</i> “CARCINOMA”.
Carcinoma, ovary	C56, M8010/3	<i>See also notes and remarks under</i> “CARCINOMA”.
Carcinoma, prostate	C61, M8010/3	<i>See also notes and remarks under</i> “CARCINOMA”.
Carcinoma, thyroid	C73, M8010/3	<i>See also notes and remarks under</i> “CARCINOMA”.
Carcinoma, thyroid gland	C73, M8010/3	<i>See also notes and remarks under</i> “CARCINOMA”.
Carcinoma, uterus Note: <i>If the part of uterus is specified, then a more appropriate site code should be used.</i>	C55, M8010/3	<i>See also notes and remarks under</i> “CARCINOMA”.

DISEASES/CONDITIONS NOTE: Please read the DISCLAIMER carefully for guidance.	ICD-10 CODE	REMARKS
<i>Refer to ICD-10 Vols. 1 & 3 for the appropriate site code.</i>		
Follicular carcinoma, thyroid	C73, M8330/3	
Follicular carcinoma, thyroid gland	C73, M8330/3	
Follicular with papillary carcinoma, thyroid	C73, M8340/3	
Follicular with papillary carcinoma, thyroid gland	C73, M8340/3	
Papillary carcinoma, thyroid	C73, M8050/3	
Papillary carcinoma, thyroid gland	C73, M8050/3	
CARDIOMEGALY	I51.7	
Cardiomegaly with hypertension	I11.9	
Cardiomegaly with hypertension without heart failure	I11.9	
Cardiomegaly with hypertension with heart failure	I11.0	

DISEASES/CONDITIONS NOTE: Please read the DISCLAIMER carefully for guidance.	ICD-10 CODE	REMARKS
CARDIOMYOPATHY	I42.9	
Dilated cardiomyopathy	I42.0	
Cardiomyopathy complicating pregnancy	O99.4, I42.9	
Cardiomyopathy in the puerperium	O90.3	
CATARACT Note: Refer to ICD-10 Vols. 1 & 3 or the categories on cataract below for the appropriate code depending on the type of cataract and age of the patient.		<i>Cataract should be specified as to type, otherwise, the age of the patient should be considered in assigning the code.</i> <i>See also note on “Laterality Code” at the beginning of Table 1.</i>
Cataract (patient’s age less than 50 y.o.)	H26.099	<i>Laterality is not specified.</i> <i>Laterality code added.</i>
Cataract, left (patient’s age less than 50 y.o.)	H26.090	<i>Laterality code added.</i>

DISEASES/CONDITIONS NOTE: Please read the DISCLAIMER carefully for guidance.	ICD-10 CODE	REMARKS
Cataract, right (patient's age less than 50 y.o.)	H26.09<u>1</u>	<i>Laterality code added.</i>
Cataract, bilateral (patient's age less than 50 y.o.)	H26.09<u>2</u>	<i>Laterality code added.</i>
Cataract (patient's age greater than or equal to 50 y.o.)	H25.9<u>9</u>	<i>Laterality is not specified.</i> <i>Laterality code added.</i>
Cataract, left (patient's age greater than or equal to 50 y.o.)	H25.9<u>0</u>	<i>Laterality code added.</i>
Cataract, right (patient's age greater than or equal to 50 y.o.)	H25.9<u>1</u>	<i>Laterality code added.</i>
Cataract, bilateral (patient's age greater than or equal to 50 y.o.)	H25.9<u>2</u>	<i>Laterality code added.</i>

DISEASES/CONDITIONS NOTE: Please read the DISCLAIMER carefully for guidance.	ICD-10 CODE	REMARKS
Cataract, immature (patient's age greater than or equal to 50 y.o.)	H25.99 <u> </u>	<i>Laterality is not specified.</i> <i>Laterality code added.</i>
Cataract, immature, left (patient's age greater than or equal to 50 y.o.)	H25.90 <u> </u>	<i>Laterality code added.</i>
Cataract, immature, right (patient's age greater than or equal to 50 y.o.)	H25.91 <u> </u>	<i>Laterality code added.</i>
Cataract, immature, bilateral (patient's age greater than or equal to 50 y.o.)	H25.92 <u> </u>	<i>Laterality code added.</i>
Cataract, immature (patient's age less than 50 y.o.)	H26.099 <u> </u>	<i>Laterality is not specified.</i> <i>Laterality code added.</i>
Cataract, immature, left (patient's age less than 50 y.o.)	H26.090 <u> </u>	<i>Laterality code added.</i>
Cataract, immature, right (patient's age less than 50 y.o.)	H26.091 <u> </u>	<i>Laterality code added.</i>

DISEASES/CONDITIONS NOTE: Please read the DISCLAIMER carefully for guidance.	ICD-10 CODE	REMARKS
Cataract, immature, bilateral (patient's age less than 50 y.o.)	H26.092 <u>2</u>	<i>Laterality code added.</i>
Cataract, mature (patient's age less than 50 y.o.)	H26.099 <u>9</u>	<i>Laterality is not specified.</i> <i>Laterality code added.</i>
Cataract, mature, left (patient's age less than 50 y.o.)	H26.090 <u>0</u>	<i>Laterality code added.</i>
Cataract, mature, right (patient's age less than 50 y.o.)	H26.091 <u>1</u>	<i>Laterality code added.</i>
Cataract, mature, bilateral (patient's age less than 50 y.o.)	H26.092 <u>2</u>	<i>Laterality code added.</i>
Cataract, mature (patient's age greater than or equal to 50 y.o.)	H25.99 <u>9</u>	<i>Laterality is not specified.</i> <i>Laterality code added.</i>

DISEASES/CONDITIONS NOTE: Please read the DISCLAIMER carefully for guidance.	ICD-10 CODE	REMARKS
Cataract, mature, left (patient's age greater than or equal to 50 y.o.)	H25.90 <u> </u>	<i>Laterality code added.</i>
Cataract, mature, right (patient's age greater than or equal to 50 y.o.)	H25.91 <u> </u>	<i>Laterality code added.</i>
Cataract, mature, bilateral (patient's age greater than or equal to 50 y.o.)	H25.92 <u> </u>	<i>Laterality code added.</i>
Cataract, senile	H25.99 <u> </u>	<i>Laterality is not specified.</i> <i>Laterality code added.</i>
Cataract, senile, left	H25.90 <u> </u>	<i>Laterality code added.</i>
Cataract, senile, right	H25.91 <u> </u>	<i>Laterality code added.</i>
Cataract, senile, bilateral	H25.92 <u> </u>	<i>Laterality code added.</i>
Cataract, senile, hypermature	H25.29 <u> </u>	<i>Laterality is not specified.</i> <i>Laterality code added.</i>

DISEASES/CONDITIONS NOTE: Please read the DISCLAIMER carefully for guidance.	ICD-10 CODE	REMARKS
Cataract, senile, hypermature,left	H25.20 <u> </u>	<i>Laterality code added.</i>
Cataract, senile, hypermature,right	H25.21 <u> </u>	<i>Laterality code added.</i>
Cataract, senile, hypermature,bilateral	H25.22 <u> </u>	<i>Laterality code added.</i>
Cataract, senile, immature	H25.99 <u> </u>	<i>Laterality is not specified.</i> <i>Laterality code added.</i>
Cataract, senile, immature, left	H25.90 <u> </u>	<i>Laterality code added.</i>
Cataract, senile, immature, right	H25.91 <u> </u>	<i>Laterality code added.</i>
Cataract, senile, immature, bilateral	H25.92 <u> </u>	<i>Laterality code added.</i>
Cataract, senile, mature	H25.99 <u> </u>	<i>Laterality is not specified.</i> <i>Laterality code added.</i>

DISEASES/CONDITIONS NOTE: Please read the DISCLAIMER carefully for guidance.	ICD-10 CODE	REMARKS
Cataract, senile, mature, left	H25.90 <u> </u>	<i>Laterality code added.</i>
Cataract, senile, mature, right	H25.91 <u> </u>	<i>Laterality code added.</i>
Cataract, senile, mature, bilateral	H25.92 <u> </u>	<i>Laterality code added.</i>
Cataract, senile, Morgagnian type	H25.29 <u> </u>	<i>Laterality is not specified.</i> <i>Laterality code added.</i>
Cataract, senile, Morgagnian type, left	H25.20 <u> </u>	<i>Laterality code added.</i>
Cataract, senile, Morgagnian type, right	H25.21 <u> </u>	<i>Laterality code added.</i>
Cataract, senile, Morgagnian type, bilateral	H25.22 <u> </u>	<i>Laterality code added.</i>
Anterior subcapsular polar senile cataract	H25.039 <u> </u>	<i>Laterality code added.</i>
Anterior subcapsular polar senile cataract, left	H25.030 <u> </u>	<i>Laterality code added.</i>

DISEASES/CONDITIONS NOTE: Please read the DISCLAIMER carefully for guidance.	ICD-10 CODE	REMARKS
Anterior subcapsular polar senile cataract, right	H25.031	<i>Laterality code added.</i>
Anterior subcapsular polar senile cataract, bilateral	H25.032	<i>Laterality code added.</i>
Brunescent senile cataract	H25.19 <u> </u>	<i>Laterality is not specified.</i> <i>Laterality code added.</i>
Brunescent senile cataract, left	H25.10 <u> </u>	<i>Laterality code added.</i>
Brunescent senile cataract, right	H25.11 <u> </u>	<i>Laterality code added.</i>
Brunescent senile cataract , bilateral	H25.12 <u> </u>	<i>Laterality code added.</i>
Cataracta complicate	H26.299 <u> </u>	<i>Laterality is not specified.</i> <i>Laterality code added.</i>
Cataracta complicata, left	H26.290 <u> </u>	<i>Laterality code added.</i>
Cataracta complicata, right	H26.291 <u> </u>	<i>Laterality code added.</i>

DISEASES/CONDITIONS NOTE: Please read the DISCLAIMER carefully for guidance.	ICD-10 CODE	REMARKS
Cataract complicata, bilateral	H26.29<u>2</u>	<i>Laterality code added.</i>
Cataract in chronic iridocyclitis	H26.21<u>9</u>	<i>Laterality is not specified.</i> <i>Laterality code added.</i>
Cataract in chronic iridocyclitis, left	H26.21<u>0</u>	<i>Laterality code added.</i>
Cataract in chronic iridocyclitis, right	H26.21<u>1</u>	<i>Laterality code added.</i>
Cataract in chronic iridocyclitis, bilateral	H26.21<u>2</u>	<i>Laterality code added.</i>
Cataract secondary to ocular disorders	H26.22<u>9</u>	<i>This includes cataract secondary to ocular disorders other than those classified to H26.21.</i> <i>Laterality is not specified.</i> <i>Laterality code added.</i>

DISEASES/CONDITIONS NOTE: Please read the DISCLAIMER carefully for guidance.	ICD-10 CODE	REMARKS
Cataract secondary to ocular disorders, left	H26.220 <u> </u>	<i>Laterality code added.</i>
Cataract secondary to ocular disorders, right	H26.221 <u> </u>	<i>Laterality code added.</i>
Cataract secondary to ocular disorders, bilateral	H26.222 <u> </u>	<i>Laterality code added.</i>
Cataract with neovascularization	H26.219 <u> </u>	<i>Laterality is not specified.</i> <i>Laterality code added.</i>
Cataract with neovascularization, left	H26.210 <u> </u>	<i>Laterality code added.</i>
Cataract with neovascularization, right	H26.211 <u> </u>	<i>Laterality code added.</i>
Cataract with neovascularization, bilateral	H26.212 <u> </u>	<i>Laterality code added.</i>

DISEASES/CONDITIONS NOTE: Please read the DISCLAIMER carefully for guidance.	ICD-10 CODE	REMARKS
Congenital cataract	Q12.09 <u>9</u>	<i>Laterality is not specified.</i> <i>Laterality code added.</i>
Congenital cataract, left	Q12.00 <u>0</u>	<i>Laterality code added.</i>
Congenital cataract, right	Q12.01 <u>1</u>	<i>Laterality code added.</i>
Congenital cataract, bilateral	Q12.02 <u>2</u>	<i>Laterality code added.</i>
Coronary senile cataract	H25.089 <u>9</u>	<i>Laterality is not specified.</i> <i>Laterality code added.</i>
Coronary senile cataract, left	H25.080 <u>0</u>	<i>Laterality code added.</i>
Coronary senile cataract, right	H25.081 <u>1</u>	<i>Laterality code added.</i>
Coronary senile cataract, bilateral	H25.082 <u>2</u>	<i>Laterality code added.</i>
Cortical senile cataract	H25.019 <u>9</u>	<i>Laterality is not specified.</i> <i>Laterality code</i>

DISEASES/CONDITIONS NOTE: Please read the DISCLAIMER carefully for guidance.	ICD-10 CODE	REMARKS
		<i>added.</i>
Cortical senile cataract, left	H25.010 <u>0</u>	<i>Laterality code added.</i>
Cortical senile cataract, right	H25.011 <u>1</u>	<i>Laterality code added.</i>
Cortical senile cataract, bilateral	H25.012 <u>2</u>	<i>Laterality code added.</i>
<p>Diabetic cataract</p> <p>Note: <i>If the type of diabetes is specified, then a more appropriate code from E10-E13 should be used .</i></p> <p><i>Refer to ICD-10 Vols. 1 & 3 for the appropriate code.</i></p> <p><i>See also note on “Laterality Code” at the beginning of Table 1.</i></p>	<p>E14.3† H28.09*<u>9</u></p>	<p><i>Diagnosis is incomplete; specify the type of diabetes and laterality of cataract to complete it.</i></p> <p><i>Laterality code added to “H28.0*”.</i></p>
Diabetic cataract, left	<p>E14.3† H28.00*<u>0</u></p>	<p><i>Laterality code added to “H28.0*”.</i></p> <p><i>See also notes and remarks under “Diabetic cataract”.</i></p>
Diabetic cataract, right	<p>E14.3† H28.01*<u>1</u></p>	<p><i>Laterality code added to “H28.0*”.</i></p>

DISEASES/CONDITIONS NOTE: Please read the DISCLAIMER carefully for guidance.	ICD-10 CODE	REMARKS
		<i>See also notes and remarks under "Diabetic cataract".</i>
Diabetic cataract, bilateral	<u>E14.3†</u> H28.0<u>2</u>*	<i>Laterality code added to "H28.0*".</i> <i>See also notes and remarks under "Diabetic cataract".</i>
Drug-induced cataract Note: <i>If the drug is specified, then additional code from X40-X49, X60-X84, Y40-Y59 should be used to indicate the external cause.</i> <i>See also note on "Laterality Code" at the beginning of Table 1.</i>	H26.3<u>9</u>	<i>Laterality is not specified.</i> <i>Laterality code added.</i>
Drug-induced cataract, left	H26.3<u>0</u>	<i>See also notes under "Drug-induced cataract".</i> <i>Laterality code added.</i>
Drug-induced cataract, right	H26.3<u>1</u>	<i>See also notes under "Total traumatic cataract".</i>

DISEASES/CONDITIONS NOTE: Please read the DISCLAIMER carefully for guidance.	ICD-10 CODE	REMARKS
		<i>Laterality code added.</i>
Drug-induced cataract, both	H26.32 <u>2</u>	See also notes under "Total traumatic cataract". <i>Laterality code added.</i>
Infantile cataract, immature	H26.099 <u>9</u>	<i>Laterality is not specified.</i> <i>Laterality code added.</i>
Infantile cataract, immature, left	H26.090 <u>0</u>	<i>Laterality code added.</i>
Infantile cataract, immature, right	H26.091 <u>1</u>	<i>Laterality code added.</i>
Infantile cataract, immature, bilateral	H26.092 <u>2</u>	<i>Laterality code added.</i>
Infantile cataract, mature	H26.099 <u>9</u>	<i>Laterality is not specified.</i> <i>Laterality code added.</i>
Infantile cataract, mature, left	H26.090 <u>0</u>	<i>Laterality code added.</i>

DISEASES/CONDITIONS NOTE: Please read the DISCLAIMER carefully for guidance.	ICD-10 CODE	REMARKS
Infantile cataract, mature, right	H26.091 <u>1</u>	<i>Laterality code added.</i>
Infantile cataract, mature, bilateral	H26.092 <u>2</u>	<i>Laterality code added.</i>
Juvenile cataract, immature	H26.099 <u>9</u>	<i>Laterality is not specified.</i> <i>Laterality code added.</i>
Juvenile cataract, immature, left	H26.090 <u>0</u>	<i>Laterality code added.</i>
Juvenile cataract, immature, right	H26.091 <u>1</u>	<i>Laterality code added.</i>
Juvenile cataract, immature, bilateral	H26.092 <u>2</u>	<i>Laterality code added.</i>
Juvenile cataract, mature	H26.099 <u>9</u>	<i>Laterality is not specified.</i> <i>Laterality code added.</i>
Juvenile cataract, mature, left	H26.090 <u>0</u>	<i>Laterality code added.</i>

DISEASES/CONDITIONS NOTE: Please read the DISCLAIMER carefully for guidance.	ICD-10 CODE	REMARKS
Juvenile cataract, mature, right	H26.091 <u>1</u>	<i>Laterality code added.</i>
Juvenile cataract, mature, bilateral	H26.092 <u>2</u>	<i>Laterality code added.</i>
Partially absorbed traumatic cataract	H26.129 <u>9</u>	<i>Laterality is not specified.</i> <i>Laterality code added.</i>
Partially absorbed traumatic cataract, left	H26.120 <u>0</u>	<i>Laterality code added.</i>
Partially absorbed traumatic cataract, right	H26.121 <u>1</u>	<i>Laterality code added.</i>
Partially absorbed traumatic cataract, bilateral	H26.122 <u>2</u>	<i>Laterality code added.</i>
Partially resolved traumatic cataract	H26.129 <u>9</u>	<i>Laterality is not specified.</i> <i>Laterality code added.</i>
Partially resolved traumatic cataract, left	H26.120 <u>0</u>	<i>Laterality code added.</i>

DISEASES/CONDITIONS NOTE: Please read the DISCLAIMER carefully for guidance.	ICD-10 CODE	REMARKS
Partially resolved traumatic cataract, right	H26.121 <u>1</u>	<i>Laterality code added.</i>
Partially resolved traumatic cataract, bilateral	H26.122 <u>2</u>	<i>Laterality code added.</i>
Posterior subcapsular polar cataract (patient's age less than 50 y.o.)	H26.059 <u>9</u>	<i>Laterality is not specified.</i> <i>Laterality code added.</i>
Posterior subcapsular polar cataract, left (patient's age less than 50 y.o.)	H26.050 <u>0</u>	<i>Laterality code added.</i>
Posterior subcapsular polar cataract, right (patient's age less than 50 y.o.)	H26.051 <u>1</u>	<i>Laterality code added.</i>
Posterior subcapsular polar cataract, bilateral (patient's age less than 50 y.o.)	H26.052 <u>2</u>	<i>Laterality code added.</i>
Posterior subcapsular polar senile cataract	H25.049 <u>9</u>	<i>Laterality is not specified.</i> <i>Laterality code added.</i>

DISEASES/CONDITIONS NOTE: Please read the DISCLAIMER carefully for guidance.	ICD-10 CODE	REMARKS
Posterior subcapsular polar senile cataract, left	H25.040 <u> </u>	<i>Laterality code added.</i>
Posterior subcapsular polar senile cataract, right	H25.041 <u> </u>	<i>Laterality code added.</i>
Posterior subcapsular polar senile cataract, bilateral	H25.042 <u> </u>	<i>Laterality code added.</i>
Presenile cataract, immature	H26.099 <u> </u>	<i>Laterality is not specified.</i> <i>Laterality code added.</i>
Presenile cataract, immature, left	H26.090 <u> </u>	<i>Laterality code added.</i>
Presenile cataract, immature, right	H26.091 <u> </u>	<i>Laterality code added.</i>
Presenile cataract, immature, bilateral	H26.092 <u> </u>	<i>Laterality code added.</i>
Presenile cataract, mature	H26.099 <u> </u>	<i>Laterality is not specified.</i> <i>Laterality code added.</i>
Presenile cataract, mature, left	H26.090 <u> </u>	<i>Laterality code added.</i>

DISEASES/CONDITIONS NOTE: Please read the DISCLAIMER carefully for guidance.	ICD-10 CODE	REMARKS
Presenile cataract, mature, right	H26.091 <u>1</u>	<i>Laterality code added.</i>
Presenile cataract, mature, bilateral	H26.092 <u>2</u>	<i>Laterality code added.</i>
Punctate senile cataract	H25.089 <u>9</u>	<i>Laterality code added.</i>
Punctate senile cataract, left	H25.080 <u>0</u>	<i>Laterality code added.</i>
Punctate senile cataract, right	H25.081 <u>1</u>	<i>Laterality code added.</i>
Punctate senile cataract, bilateral	H25.082 <u>2</u>	<i>Laterality code added.</i>
Total traumatic cataract Note : <i>If the external cause is specified, then additional code from V01-Y98 should be added.</i>	H26.139 <u>9</u>	<i>Laterality is not specified.</i> <i>Laterality code added.</i>
Total traumatic cataract, left	H26.130 <u>0</u>	<i>Laterality code added.</i> <i>See also notes under "Total traumatic cataract".</i>

DISEASES/CONDITIONS NOTE: Please read the DISCLAIMER carefully for guidance.	ICD-10 CODE	REMARKS
Total traumatic cataract, right	H26.131 <u>1</u>	<i>Laterality code added.</i> <i>See also notes under "Total traumatic cataract".</i>
Total traumatic cataract, bilateral	H26.132 <u>2</u>	<i>Laterality code added.</i> <i>See also notes under "Total traumatic cataract".</i>
Toxic cataract	H26.39 <u>9</u>	<i>See also notes under "Total traumatic cataract".</i> <i>Laterality is not specified.</i> <i>Laterality code added.</i>
Toxic cataract, left	H26.30 <u>0</u>	<i>See also notes under "Total traumatic cataract".</i> <i>Laterality code added.</i>
Toxic cataract, right	H26.31 <u>1</u>	<i>See also notes under "Total</i>

DISEASES/CONDITIONS NOTE: Please read the DISCLAIMER carefully for guidance.	ICD-10 CODE	REMARKS
		<i>traumatic cataract". Lateralidad code added.</i>
Toxic cataract, bilateral	H26.32	<i>See also notes under "Total traumatic cataract". Lateralidad code added.</i>
Traumatic cataract	H26.199	<i>Lateralidad is not specified. Lateralidad code added. See also notes under "Total traumatic cataract".</i>
Traumatic cataract, left	H26.190	<i>Lateralidad code added. See also notes under "Total traumatic cataract".</i>
Traumatic cataract, right	H26.191	<i>Lateralidad code added. See also notes under "Total</i>

DISEASES/CONDITIONS NOTE: Please read the DISCLAIMER carefully for guidance.	ICD-10 CODE	REMARKS
		<i>traumatic cataract”.</i>
Traumatic cataract, bilateral	H26.192 <u>2</u>	<i>Laterality code added.</i> <i>See also notes under “Total traumatic cataract”.</i>
Uveitic cataract	H26.219 <u>9</u>	<i>Laterality is not specified.</i> <i>Laterality code added.</i>
Uveitic cataract, left	H26.210 <u>0</u>	<i>Laterality code added.</i>
Uveitic cataract, right	H26.211 <u>1</u>	<i>Laterality code added.</i>
Uveitic cataract, bilateral	H26.212 <u>2</u>	<i>Laterality code added.</i>
CELLULITIS Note: <i>If the site is specified, then a more appropriate code should be used.</i> <i>Refer to ICD-10 Vol. 1 for the appropriate site code.</i> <i>For cellulitis affecting sites with laterality, additional laterality code</i>	L03.9	<i>Diagnosis is incomplete; specify the site of cellulitis to complete it.</i>

DISEASES/CONDITIONS NOTE: Please read the DISCLAIMER carefully for guidance.	ICD-10 CODE	REMARKS
<i>should be used. See also note on "Laterality Code" at the beginning of Table 1.</i>		
CEPHALGIA Note: Signs and symptoms codes R00-R99 should only be used in cases for which no more specific diagnosis can be made even after all the facts bearing on the case have been investigated. Refer to ICD-10 Vols. 1 & 2 for additional guidelines.	R51	This code should only be used if no more specific definitive diagnosis is available.
CHALAZION	H00.19 <u>1</u>	<i>Laterality is not specified.</i> <i>Laterality code added.</i>
Chalazion, left	H00.10 <u>1</u>	<i>Laterality code added.</i>
Chalazion, right	H00.11 <u>1</u>	<i>Laterality code added.</i>
Chalazion, bilateral	H00.12 <u>1</u>	<i>Laterality code added.</i>
CHECK-UP, HEALTH	Z00.0	

DISEASES/CONDITIONS NOTE: Please read the DISCLAIMER carefully for guidance.	ICD-10 CODE	REMARKS
Note: Refer to ICD-10 Vols. 1 & 3 for other specific codes for check-up of a particular population for a specified purpose or reason.		
Annual physical check- up	Z00.0	
Annual physical examination	Z00.0	
Dental check- up	Z01.2	
General medical examination	Z00.0	
General medical check- up	Z00.0	
Infant check-up	Z00.1	
Periodic physical check-up	Z00.0	
Routine child check-up	Z00.1	
CHEMOTHERAPY	Z51.2	
Chemotherapy for cancer	Z51.1	
Maintenance chemotherapy	Z51.2	
CHOLERA	A00.9	
<i>Biovar cholera</i>	A00.0	

DISEASES/CONDITIONS NOTE: Please read the DISCLAIMER carefully for guidance.	ICD-10 CODE	REMARKS
Classical cholera	A00.0	
Cholera due to <i>Vibrio cholerae</i> 01, biovar cholera	A00.0	
Cholera due to <i>Vibrio cholerae</i> 01, biovar eltor	A00.1	
Cholera eltor	A00.1	
CHOLECYSTITIS	K81.9	
Acute cholecystitis	K81.0	
Acute cholecystitis with Cholelithiasis	K80.0	
Chronic calculus cholecystitis	K80.1	
Chronic cholecystitis	K81.1	
Chronic cholecystitis with cholelithiasis	K80.1	
Gallstone cholecystitis	K80.1	
CHOLECYSTOLITHIASIS	K80.2	
Cholecystolithiasis without cholecystitis	K80.2	

DISEASES/CONDITIONS NOTE: Please read the DISCLAIMER carefully for guidance.	ICD-10 CODE	REMARKS
CHOLELITHIASIS	K80.2	
Cholelithiasis without cholecystitis	K80.2	
Cholelithiasis with cholecystitis	K80.1	
Cholelithiasis with acute cholecystitis	K80.0	
CIRRHOSIS	K74.6	
Liver cirrhosis	K74.6	
Alcoholic liver cirrhosis	K70.3	
Congenital liver cirrhosis	P78.8	
Decompensated liver cirrhosis	K74.6	
Syphilitic liver cirrhosis	A52.7† K77.0*	
CLEFT LIP	Q36.99	<i>Laterality is not specified.</i> <i>Laterality code added.</i>

DISEASES/CONDITIONS NOTE: Please read the DISCLAIMER carefully for guidance.	ICD-10 CODE	REMARKS
Cleft lip, left	Q36.90 <u>9</u>	<i>Laterality code added.</i>
Cleft lip, right	Q36.91 <u>1</u>	<i>Laterality code added.</i>
Cleft lip, bilateral	Q36.0	
Cleft lip, medial	Q36.1	
CLEFT PALATE	Q35.9	
Hard cleft palate	Q35.1	
Hard cleft palate with soft cleft palate	Q35.5	
Medial cleft palate	Q35.5	
Soft cleft palate	Q35.3	
CLEFT PALATE WITH CLEFT LIP	Q37.99 <u>9</u>	<i>Laterality is not specified.</i> <i>Laterality code added.</i>
Cleft palate with left cleft lip	Q37.90 <u>0</u>	<i>Laterality code added.</i>
Cleft palate with right cleft lip	Q37.91 <u>1</u>	<i>Laterality code added.</i>

DISEASES/CONDITIONS NOTE: Please read the DISCLAIMER carefully for guidance.	ICD-10 CODE	REMARKS
Cleft palate with bilateral cleft lip	Q37.8	
Hard cleft palate with cleft lip	Q37.19	<i>Laterality is not specified.</i> <i>Laterality code added.</i>
Hard cleft palate with left cleft lip	Q37.10	<i>Laterality code added.</i>
Hard cleft palate with right cleft lip	Q37.11	<i>Laterality code added.</i>
Hard cleft palate with bilateral cleft lip	Q37.0	
Soft cleft palate with cleft lip	Q37.39	<i>Laterality is not specified.</i> <i>Laterality code added.</i>
Soft cleft palate with left cleft lip	Q37.30	<i>Laterality code added.</i>
Soft cleft palate with right cleft lip	Q37.31	<i>Laterality code added.</i>
Soft cleft palate soft with bilateral cleft lip	Q37.2	
Hard and soft cleft palate with cleft lip	Q37.59	<i>Laterality is not specified.</i> <i>Laterality code added.</i>

DISEASES/CONDITIONS NOTE: Please read the DISCLAIMER carefully for guidance.	ICD-10 CODE	REMARKS
Hard and soft cleft palate with left cleft lip	Q37.50	<i>Laterality code added.</i>
Hard and soft cleft palate with right cleft lip	Q37.51	<i>Laterality code added.</i>
Hard and soft cleft palate with bilateral cleft lip	Q37.4	
COAGULOPATHY	D68.9	
Disseminated Intravascular Coagulopathy (DIC)	D65	
COAGULATION, INTRAVASCULAR	D65	
Disseminated Intravascular Coagulation (DIC)	D65	
COLD	J00	
Common cold	J00	
COLITIS	A09.9	<i>See also notes under "DIARRHEA".</i>

DISEASES/CONDITIONS NOTE: Please read the DISCLAIMER carefully for guidance.	ICD-10 CODE	REMARKS
Colitis due to radiation	K52.0	
Infectious colitis	A09.0	<i>See also notes under "DIARRHEA".</i>
Ulcerative colitis	K51.9	
COMATOSE Note: <i>Signs and symptoms codes R00-R99 should only be used in cases for which no more specific diagnosis can be made even after all the facts bearing on the case have been investigated.</i> <i>Refer to ICD-10 Vols. 1 & 2 for additional guidelines.</i>	R40.2	<i>This code should only be used if no more specific definitive diagnosis is available.</i>
COMPLICATIONS		
Complication of colostomy	K91.4	
Complication of ileostomy	K91.4	
Complication of tracheostomy	J95.0	

DISEASES/CONDITIONS NOTE: Please read the DISCLAIMER carefully for guidance.	ICD-10 CODE	REMARKS
<p>CONCUSSION</p> <p>Note: <i>Additional code from V01-Y98 should be added to indicate external cause of concussion for morbidity coding.</i></p> <p><i>For mortality coding the code for concussion should never be used as underlying cause code; it should only be included as an additional code.</i></p> <p><i>Refer to ICD-10 Volume 2 for additional guidelines.</i></p> <p><i>For concussion affecting sites with laterality, additional laterality code should be used. See also note on “Laterality Code” at the beginning of Table 1.</i></p>	<p>S06.00</p>	<p><i>Diagnosis is incomplete; specify the site and external cause of concussion to complete it.</i></p> <p><i>Code for the external cause should be added.</i></p>
<p>Concussion without open intracranial wound</p>	<p>S06.00</p>	<p><i>See also notes and remarks under “CONCUSSION”.</i></p>
<p>Concussion with open intracranial wound</p>	<p>S06.01</p>	<p><i>See also notes and remarks under “CONCUSSION”.</i></p>
<p>Cerebral concussion</p>	<p>S06.00</p>	<p><i>See also notes and remarks under “CONCUSSION”.</i></p>

DISEASES/CONDITIONS NOTE: Please read the DISCLAIMER carefully for guidance.	ICD-10 CODE	REMARKS
Cerebral concussion without open intracranial wound	S06.00	<i>See also notes and remarks under "CONCUSSION".</i>
Cerebral concussion with open intracranial wound	S06.01	<i>See also notes and remarks under "CONCUSSION".</i>
CONJUNCTIVITIS Note: See also note on "Laterality Code" at the beginning of Table 1.	H10.9<u>9</u>	<i>Diagnosis is incomplete; specify the type and laterality of conjunctivitis to complete it.</i> <i>Laterality code added.</i>
Conjunctivitis, left	H10.9<u>0</u>	<i>See also remarks under "CONJUNCTIVITIS".</i>
Conjunctivitis, right	H10.9<u>1</u>	<i>See also remarks under "CONJUNCTIVITIS".</i>
Conjunctivitis, bilateral	H10.9<u>2</u>	<i>See also remarks under "CONJUNCTIVITIS".</i>
Acute conjunctivitis	H10.3<u>9</u>	<i>Laterality is not specified.</i>

DISEASES/CONDITIONS NOTE: Please read the DISCLAIMER carefully for guidance.	ICD-10 CODE	REMARKS
		<i>Laterality code added.</i>
Acute conjunctivitis, left	H10.30 <u> </u>	<i>Laterality code added.</i>
Acute conjunctivitis, right	H10.31 <u> </u>	<i>Laterality code added.</i>
Acute conjunctivitis, bilateral	H10.32 <u> </u>	<i>Laterality code added.</i>
Chronic conjunctivitis	H10.49 <u> </u>	<i>Laterality is not specified.</i> <i>Laterality code added.</i>
Chronic conjunctivitis, left	H10.40 <u> </u>	<i>Laterality code added.</i>
Chronic conjunctivitis, right	H10.41 <u> </u>	<i>Laterality code added.</i>
Chronic conjunctivitis, bilateral	H10.42 <u> </u>	<i>Laterality code added.</i>
Blepharoconjunctivitis	H10.59 <u> </u>	<i>Laterality is not specified.</i> <i>Laterality code added.</i>
Blepharoconjunctivitis, left	H10.50 <u> </u>	<i>Laterality code added.</i>
Blepharoconjunctivitis, right	H10.51 <u> </u>	<i>Laterality code added.</i>
Blepharoconjunctivitis, bilateral	H10.52 <u> </u>	<i>Laterality code added.</i>

DISEASES/CONDITIONS NOTE: Please read the DISCLAIMER carefully for guidance.	ICD-10 CODE	REMARKS
CONSTIPATION	K59.0	
CONTUSION Note: <i>Additional code from V01-Y98 should be used to indicate external cause of contusion for morbidity coding.</i> <i>For mortality coding the code for contusion should never be used as underlying cause code; it should only be included as an additional code.</i> <i>Refer to ICD-10 Vol. 2 for additional guidelines.</i> <i>For contusion affecting sites with laterality, additional laterality code should be used. See also note on "Laterality Code" at the beginning of Table 1.</i>	T14.0	<i>Diagnosis is incomplete; specify the type and external cause of contusion to complete it.</i> <i>External cause code should be added.</i>
Contusion without open intracranial wound	S06.20	<i>See also notes under "CONTUSION".</i>
Contusion with open intracranial wound	S06.21	<i>See also notes under "CONTUSION".</i>

DISEASES/CONDITIONS NOTE: Please read the DISCLAIMER carefully for guidance.	ICD-10 CODE	REMARKS
Cerebral contusion without open intracranial wound	S06.20	<i>See also notes under "CONTUSION".</i>
Cerebral contusion with open intracranial wound	S06.21	<i>See also notes under "CONTUSION".</i>
Focal contusion without open intracranial wound	S06.30	<i>See also notes under "CONTUSION".</i>
Focal cerebral contusion with open intracranial wound	S06.31	<i>See also notes under "CONTUSION".</i>
CONVULSION Note: <i>Signs and symptoms codes R00-R99 should only be used in cases for which no more specific diagnosis can be made even after all the facts bearing on the case have been investigated.</i> <i>Refer to ICD-10 Vols. 1 & 2 for additional guidelines.</i>	R56.8	<i>This code should only be used if no more specific definitive diagnosis is available.</i>
Convulsion, newborn	P90	
Febrile convulsion	R56.0	<i>See also notes and remarks under "CONVULSION".</i>

DISEASES/CONDITIONS NOTE: Please read the DISCLAIMER carefully for guidance.	ICD-10 CODE	REMARKS
Benign Febrile Convulsion (BFC)	R56.0	<i>See also notes and remarks under "CONVULSION".</i>
Epileptic convulsion	G40.9	
Epileptic seizure	G40.9	
COR PULMONALE	I27.9	
COSTOCHONDRITIS Note: See also note on "Laterality Code" at the beginning of Table 1.	M94.089	<i>Laterality is not specified.</i> <i>Laterality code added.</i>
COUGH	R05	<i>See also notes and remarks under "CONVULSION".</i>
Psychogenic cough	F45.3	
Whooping cough	A37.9	
Whooping cough due to <i>Bordetella pertussis</i>	A37.0	
Whooping cough due to <i>Bordetella parapertussis</i>	A37.1	

DISEASES/CONDITIONS NOTE: Please read the DISCLAIMER carefully for guidance.	ICD-10 CODE	REMARKS
CRISIS		
Adrenocortical crisis	E27.2	
Adrenal crisis	E27.2	
CYANOSIS	R23.0	<i>See also notes and remarks under "CONVULSION".</i>
CYST		
Bartholin cyst	N75.0	
Breast cyst	N60.0	
Colon cyst	K63.8	
Congenital cystic lung	Q33.0	
Congenital cystic disease of the liver	Q44.6	
Cystic lung disease	J98.4	
Cyst of tendon	M67.8	
Ectopic endometrial cyst	N80.9	

DISEASES/CONDITIONS NOTE: Please read the DISCLAIMER carefully for guidance.	ICD-10 CODE	REMARKS
Endometrial cyst	N85.8	
Endometrial cyst, ovary	N80.1	
Epidermal cyst	L72.0	
Epidermoid cyst	L72.0	
Ganglion cyst	M67.4	
Keratinous cyst	L72.0	
Liver cyst	K76.8	
Ovarian cyst	N83.2	
Scrotal cyst	L72.9	
Sebaceous breast cyst	N60.8	
Sebaceous cyst	L72.1	
Uterine cyst	N85.8	
Vaginal cyst	N89.8	
CYSTITIS	N30.9	
Acute cystitis	N30.0	
Interstitial cystitis	N30.1	

DISEASES/CONDITIONS NOTE: Please read the DISCLAIMER carefully for guidance.	ICD-10 CODE	REMARKS
Irradiation cystitis	N30.4	
CYSTOLITHIASIS	N21.0	
CYSTOCELE		
Cystocele, female	N81.1	
Cystocele, male	N32.8	
CYSTORECTOCELE	N81.1, N81.6	
DEFECT, COAGULATION	D68.9	
DEFICIENCY		
Calcium deficiency	E58	
Iron deficiency	E61.1	
Potassium deficiency	E87.6	
Riboflavin deficiency	E53.0	

DISEASES/CONDITIONS NOTE: Please read the DISCLAIMER carefully for guidance.	ICD-10 CODE	REMARKS
Vitamin deficiency	E56.9	
Vitamin A deficiency	E50.9	
Vitamin B deficiency	E53.9	
Vitamin B complex deficiency	E53.9	
Vitamin B1 deficiency	E51.9	
Vitamin B6 deficiency	E53.1	
Vitamin B12 deficiency	E53.8	
Vitamin C deficiency	E54	
Vitamin D deficiency	E55.9	
Vitamin E deficiency	E56.0	
Vitamin K deficiency	E56.1	
Zinc deficiency	E60	
DEFICIT		
Reversible Ischemic Neurologic Deficit (RIND)	I63.9	
DEHYDRATION	E86.9	<i>The code for the level or severity</i>

DISEASES/CONDITIONS NOTE: Please read the DISCLAIMER carefully for guidance.	ICD-10 CODE	REMARKS
<p>Note: Any of the following 4th character subdivisions is for use with category E86 to indicate the level or severity of dehydration:</p> <p>0 - mild or some 1 - moderate or marked 2 - severe 9 - unspecified</p>		<p><i>of dehydration is added as 4th character.</i></p> <p><i>Additional 4th character is a Philippine modification.</i></p>
<p>Mild dehydration</p>	<p>E86.0</p>	<p><i>See also notes and remarks under “DEHYDRATION”.</i></p>
<p>Moderate dehydration</p>	<p>E86.1</p>	<p><i>See also notes and remarks under “DEHYDRATION”.</i></p>
<p>Severe dehydration</p>	<p>E86.2</p>	<p><i>See also notes and remarks under “DEHYDRATION”.</i></p>
<p>DELIVERY</p> <p>Note: The delivery conditions listed below are <u>sanitized</u> versions of the actual diagnostic statements recorded on the patient’s chart. The Philippine</p>		

DISEASES/CONDITIONS NOTE: Please read the DISCLAIMER carefully for guidance.	ICD-10 CODE	REMARKS
<p><i>Obstetrical and Gynecological Society (POGS) is adopting a standard way of writing delivery conditions as diagnoses; thus, for coding purposes only the vital information (such as maternal indication/complication, method and outcome of delivery) necessary for the assignment of</i></p> <p><i>ICD-10 codes were extracted from the actual diagnostic statement. Codes must be assigned for the following delivery conditions in the given order of priority:</i></p> <p>1st - <i>indication or any condition affecting labor and delivery, if any (particularly for cesarean delivery). If there is no indication or other maternal condition recorded then only the method and outcome should be coded.</i></p> <p>2nd - <i>method of delivery (O80 – O84)</i></p> <p>3rd - <i>outcome of delivery (Z37.0 – Z37.9)</i></p> <p><i>Any of the following “Outcome of Delivery” codes is for use as an additional code to categories O80-O84:</i></p> <p>Z37.0 <i>Single live birth</i></p> <p>Z37.1 <i>Single stillbirth</i></p> <p>Z37.2 <i>Twins, both liveborn</i></p> <p>Z37.3 <i>Twins, one liveborn, one stillborn</i></p>		

DISEASES/CONDITIONS NOTE: Please read the DISCLAIMER carefully for guidance.	ICD-10 CODE	REMARKS
<p>Z37.4 <i>Twins, both stillborn</i></p> <p>Z37.5 <i>Other multiple births, all liveborn</i></p> <p>Z37.6 <i>Other multiple births, some liveborn</i></p> <p>Z37.7 <i>Other multiple births, all stillborn</i></p> <p>Z37.9 <i>Outcome of delivery, unspecified</i></p> <p><i>The use of O80-O84 for the method of delivery as primary code in morbidity coding is limited only to situation where there is no other maternal condition/indication recorded. Otherwise, O80-O84 should be used as additional code/s only.</i></p> <p><i>For mortality coding codes O80-O84 should never be used as underlying cause code; it may only be used as additional codes.</i></p> <p><i>For cesarean delivery, it is important for the physician to indicate if it is elective or emergency (with obstructed labor) so that the most appropriate code can be used.</i></p>		
<p>Cesarean delivery due to eclampsia in labor</p> <p>Note: <i>The method of delivery in this case is always considered emergency</i></p>	<p>O15.1 O82.1</p>	<p><i>Outcome of delivery code should be added.</i></p> <p><i>See also notes</i></p>

DISEASES/CONDITIONS NOTE: Please read the DISCLAIMER carefully for guidance.	ICD-10 CODE	REMARKS
<i>cesarean delivery.</i>		<i>under “DELIVERY”.</i>
Cesarean delivery due to prolonged labor Note: <i>The method of delivery in this case is always considered emergency cesarean delivery.</i>	O63.9 O82.1	<i>Outcome of delivery code should be added.</i> <i>See also notes under “DELIVERY”.</i>
Cesarean delivery due to prolonged second stage of labor Note: <i>The method of delivery in this case is always considered emergency cesarean delivery.</i>	O63.1 O82.1	<i>Outcome of delivery code should be added.</i> <i>See also notes under “DELIVERY”.</i>
Cesarean delivery due to fetal distress Note: <i>The method of delivery in this case is always considered emergency cesarean delivery.</i>	O68.9 O82.1	<i>Outcome of delivery code should be added.</i> <i>See also notes under “DELIVERY”.</i>
Cesarean delivery due to pre-eclampsia	O14.9 O82.0	<i>Outcome of delivery code should be added.</i> <i>See also notes under “DELIVERY”.</i>

DISEASES/CONDITIONS NOTE: Please read the DISCLAIMER carefully for guidance.	ICD-10 CODE	REMARKS
Cesarean delivery due to abruptio placenta	O45.9 O82.0	<i>Outcome of delivery code should be added.</i> <i>See also notes under "DELIVERY".</i>
Cesarean delivery due to arrest in descent Note: <i>The method of delivery in this case is always considered emergency cesarean delivery.</i>	O63.1 O82.1	<i>Outcome of delivery code should be added.</i> <i>See also notes under "DELIVERY".</i>
Cesarean delivery due to cord prolapse	O69.0 O82.0	<i>Outcome of delivery code should be added.</i> <i>See also notes under "DELIVERY".</i>
Cesarean delivery due to elderly primi Note: <i>If other indication is recorded then the code for the other indication should be assigned as the primary code.</i> <i>Refer to ICD-10 Vols. 1 & 3 for the appropriate code.</i>	O82.0	<i>Outcome of delivery code should be added.</i> <i>See also notes under "DELIVERY".</i>

DISEASES/CONDITIONS NOTE: Please read the DISCLAIMER carefully for guidance.	ICD-10 CODE	REMARKS
Cesarean delivery due to placenta previa with hemorrhage	O44.1 O82.0	<i>Outcome of delivery code should be added.</i> <i>See also notes under "DELIVERY".</i>
Cesarean delivery due to placenta previa without hemorrhage	O44.0 O82.0	<i>Outcome of delivery code should be added.</i> <i>See also notes under "DELIVERY".</i>
Elective cesarean delivery	O82.0	<i>Outcome of delivery code should be added.</i> <i>See also notes under "DELIVERY".</i>
Elective cesarean delivery due to breech presentation	O32.1 O82.0	<i>Outcome of delivery code should be added.</i> <i>See also notes under "DELIVERY".</i>

DISEASES/CONDITIONS NOTE: Please read the DISCLAIMER carefully for guidance.	ICD-10 CODE	REMARKS
Elective cesarean delivery due to Cephalopelvic Disproportion (CPD)	O33.9 O82.0	<i>Outcome of delivery code should be added.</i> <i>See also notes under "DELIVERY".</i>
Elective cesarean delivery due to failure in descent	O32.4 O82.0	<i>Outcome of delivery code should be added.</i> <i>See also notes under "DELIVERY".</i>
Elective cesarean delivery due to malpresentation	O32.9 O82.0	<i>Outcome of delivery code should be added.</i> <i>See also notes under "DELIVERY".</i>
Elective cesarean delivery due to meconium stained baby	O36.3 O82.0	<i>Outcome of delivery code should be added.</i> <i>See also notes under "DELIVERY".</i>
Elective cesarean delivery due to transverse lie or presentation	O32.3 O82.0	<i>Outcome of delivery code should be added.</i>

DISEASES/CONDITIONS NOTE: Please read the DISCLAIMER carefully for guidance.	ICD-10 CODE	REMARKS
		<i>See also notes under "DELIVERY".</i>
Emergency cesarean delivery	O82.1	<i>Outcome of delivery code should be added.</i> <i>See also notes under "DELIVERY".</i>
Emergency cesarean delivery due to cord prolapse	O69.0 O82.1	<i>Outcome of delivery code should be added.</i> <i>See also notes under "DELIVERY".</i>
Emergency cesarean delivery due to arrest in descent	O63.1 O82.1	<i>Outcome of delivery code should be added.</i> <i>See also notes under "DELIVERY".</i>
Emergency cesarean delivery due to breech presentation	O64.1 O82.1	<i>Outcome of delivery code should be added.</i> <i>See also notes under</i>

DISEASES/CONDITIONS NOTE: Please read the DISCLAIMER carefully for guidance.	ICD-10 CODE	REMARKS
		<i>“DELIVERY”.</i>
Emergency cesarean delivery due to Cephalopelvic Disproportion (CPD)	O65.4 O82.1	<i>Outcome of delivery code should be added.</i> <i>See also notes under “DELIVERY”.</i>
Emergency cesarean delivery due to failure in descent	O64.9 O82.1	<i>Outcome of delivery code should be added.</i> <i>See also notes under “DELIVERY”.</i>
Emergency cesarean delivery due to fetal distress	O68.9 O82.1	<i>Outcome of delivery code should be added.</i> <i>See also notes under “DELIVERY”.</i>
Emergency cesarean delivery due to malpresentation	O64.9 O82.1	<i>Outcome of delivery code should be added.</i> <i>See also notes under “DELIVERY”.</i>

DISEASES/CONDITIONS NOTE: Please read the DISCLAIMER carefully for guidance.	ICD-10 CODE	REMARKS
Emergency cesarean delivery due to meconium stained baby	O68.1 O82.1	<i>Outcome of delivery code should be added.</i> <i>See also notes under "DELIVERY".</i>
Emergency cesarean delivery due to prolonged labor	O63.9 O82.1	<i>Outcome of delivery code should be added.</i> <i>See also notes under "DELIVERY".</i>
Emergency cesarean delivery due to prolonged second stage of labor	O63.1 O82.1	<i>Outcome of delivery code should be added.</i> <i>See also notes under "DELIVERY".</i>
Emergency cesarean delivery due to transverse lie or presentation	O64.8 O82.1	<i>Outcome of delivery code should be added.</i> <i>See also notes under "DELIVERY".</i>
Non-institutional delivery	Z39.0	<i>The code should be used on the mother's record</i>

DISEASES/CONDITIONS NOTE: Please read the DISCLAIMER carefully for guidance.	ICD-10 CODE	REMARKS
		<i>for care and examination immediately after delivery.</i>
Normal spontaneous cephalic delivery	O80.0	<i>Outcome of delivery code should be added.</i> <i>See also notes under "DELIVERY".</i>
Normal spontaneous delivery	O80.9	<i>Outcome of delivery code should be added.</i> <i>See also notes under "DELIVERY".</i>
Preterm delivery with preterm labor	O60.1	<i>The code should be used on the mother's record.</i> <i>Method and outcome of delivery codes should be added.</i>
Preterm delivery with preterm spontaneous labor	O60.1	<i>The code should be used on the mother's record.</i> <i>Method and outcome of</i>

DISEASES/CONDITIONS NOTE: Please read the DISCLAIMER carefully for guidance.	ICD-10 CODE	REMARKS
		<i>delivery codes should be added.</i>
Preterm delivery by cesarean section with preterm spontaneous labor	O60.1	<i>The code should be used on the mother's record.</i> <i>Method and outcome of delivery codes should be added.</i>
Preterm delivery without spontaneous labor	O60.3	<i>The code should be used on the mother's record.</i> <i>Method and outcome of delivery codes should be added.</i>
Preterm delivery by cesarean section without spontaneous labor	O60.3	<i>The code should be used on the mother's record.</i> <i>Method and outcome of delivery codes should be added.</i>
Primary elective cesarean delivery	O82.0	<i>Outcome of delivery code should be added.</i>

DISEASES/CONDITIONS NOTE: Please read the DISCLAIMER carefully for guidance.	ICD-10 CODE	REMARKS
		<i>See also notes under "DELIVERY".</i>
Repeat cesarean delivery	O34.2 O82.0	<i>Outcome of delivery code should be added.</i> <i>See also notes under "DELIVERY".</i>
DEMENTIA	F03	
Presenile dementia	F03	
Senile dementia	F03	
DEPRESSION	F32.9	
Drug-induced depression Note: <i>If the drug is specified, then additional code from Y40-Y59 should be used to indicate the external cause.</i> <i>Refer to ICD-10 Vols. 1 & 3 for the appropriate code.</i>	F32.9	<i>Diagnosis is incomplete; specify the name of drug causing depression to complete it.</i>

DISEASES/CONDITIONS NOTE: Please read the DISCLAIMER carefully for guidance.	ICD-10 CODE	REMARKS
Neurotic depression	F34.1	
Postnatal depression	F53.0	
Postpartum depression	F53.0	
DERMATITIS	L30.9	
Allergic dermatitis	L23.9	
Contact dermatitis	L25.9	
Contact irritant dermatitis	L24.9	
Dermatitis due to drugs Note: <i>If the drug is specified, then additional code from Y40-Y59 should be used to indicate the external cause.</i> <i>Refer to ICD-10 Vols. 1 & 3 for the appropriate code.</i>	L27.0	<i>Diagnosis is incomplete; specify the name of drug causing dermatitis to complete it.</i>
Dermatitis due to radiation	L59.8	
Exfoliative dermatitis	L26	
Seborrheic dermatitis	L21.9	
DIABETES MELLITUS	<u>E14.9</u>	<i>Diagnosis is incomplete;</i>

DISEASES/CONDITIONS NOTE: Please read the DISCLAIMER carefully for guidance.	ICD-10 CODE	REMARKS
<p>Note: <i>If the type of diabetes is specified, then a more appropriate code from E10-E13 should be used.</i></p> <p><i>See the other categories on diabetes below or refer to the ICD-10 Vols. 1 & 3 for the appropriate code.</i></p> <p><i>Moreover, any of the following 4th character subdivisions is for use with categories E10-E14 to indicate the complication/s of diabetes mellitus:</i></p> <ul style="list-style-type: none"> .0 - with coma .1 - with ketoacidosis .2† - with renal complications <ul style="list-style-type: none"> ○ Diabetic nephropathy (N08.3*) ○ Intracapillary glomerulonephrosis (N08.3*) ○ Kimmelstiel-Wilson syndrome (N08.3*) .3† - with ophthalmic complications Diabetic: <ul style="list-style-type: none"> ○ cataract (H28.0*) ○ retinopathy (H36.0*) .4† - with neurological complications Diabetic: <ul style="list-style-type: none"> ○ amyotrophy (G73.0*) ○ autonomic neuropathy (G99.0*) ○ mononeuropathy (G59.0*) ○ polyneuropathy (G63.2*) ○ polyneuropathy <ul style="list-style-type: none"> ○ autonomic (G99.0*) 		<p><i>specify the type and/or complications associated with diabetes to complete it.</i></p>

DISEASES/CONDITIONS NOTE: Please read the DISCLAIMER carefully for guidance.	ICD-10 CODE	REMARKS
<p>.5 - with peripheral circulatory complications Diabetic:</p> <ul style="list-style-type: none"> ○ gangrene ○ peripheral angiopathy† (I79.2*) ○ ulcer <p>.6 - with other specified complications</p> <ul style="list-style-type: none"> ○ Diabetic arthropathy† (M14.2*) ○ Neuropathic diabetic arthropathy† (M14.6*) <p>.7 - with multiple complications</p> <p>.8 - with unspecified complications</p> <p>.9 - without complications</p>		
Type 1 Diabetes mellitus	E10. <u>9</u>	<i>No complication is specified.</i> <i>See also notes under “DIABETES MELLITUS”.</i>
Insulin Dependent Diabetes Mellitus (IDDM)	E10. <u>9</u>	<i>No complication is specified.</i> <i>See also notes under “DIABETES MELLITUS”.</i>
Type 2 Diabetes mellitus	E11. <u>9</u>	<i>No complication is specified.</i>

DISEASES/CONDITIONS NOTE: Please read the DISCLAIMER carefully for guidance.	ICD-10 CODE	REMARKS
		<i>See also notes under "DIABETES MELLITUS".</i>
Non-Insulin Dependent Diabetes Mellitus (NIDDM)	<u>E11.9</u>	<i>No complication is specified.</i> <i>See also notes under "DIABETES MELLITUS".</i>
Malnutrition-related Diabetes mellitus	<u>E12.9</u>	<i>No complication is specified.</i> <i>See also notes under "DIABETES MELLITUS".</i>
Diabetic foot	<u>E14.59</u>	<i>Diagnosis is incomplete; specify the type of diabetes to complete it.</i> <i>Laterality is not specified.</i> <i>Laterality code added.</i> <i>See also notes under "DIABETES MELLITUS".</i>

DISEASES/CONDITIONS NOTE: Please read the DISCLAIMER carefully for guidance.	ICD-10 CODE	REMARKS
Diabetic foot, left	<u>E14.50</u>	<i>See also remarks under "Diabetic foot".</i>
Diabetic foot, right	<u>E14.51</u>	<i>See also remarks under "Diabetic foot".</i>
Diabetic foot, bilateral	<u>E14.52</u>	<i>See also remarks under "Diabetic foot".</i>
Diabetic ketoacidosis (DKA)	<u>E14.1</u>	<i>Diagnosis is incomplete; specify the type of diabetes to complete it.</i> <i>See also note under "DIABETES MELLITUS".</i>
DIARRHEA Note: <i>If the diarrhea has an associated dehydration, then refer to the categories below for the appropriate code.</i>	A09.9	<i>See also notes under "DEHYDRATION".</i>
Infectious diarrhea	A09.0	<i>See also notes under "DIARRHEA" and "DEHYDRATION".</i>

DISEASES/CONDITIONS NOTE: Please read the DISCLAIMER carefully for guidance.	ICD-10 CODE	REMARKS
Diarrhea with dehydration	A09.9, E86.9	<i>See also notes under “DIARRHEA” and “DEHYDRATION”.</i>
Infectious diarrhea with dehydration	A09.0, E86.9	<i>See also notes under “DIARRHEA” and “DEHYDRATION”.</i>
Diarrhea with mild dehydration	A09.9, E86.0	<i>See also notes under “DIARRHEA” and “DEHYDRATION”.</i>
Infectious diarrhea with mild dehydration	A09.0, E86.0	<i>See also notes under “DIARRHEA” and “DEHYDRATION”.</i>
Diarrhea with moderate dehydration	A09.9, E86.1	<i>See also notes under “DIARRHEA” and “DEHYDRATION”.</i>
Infectious diarrhea with moderate dehydration	A09.0, E86.1	<i>See also notes under “DIARRHEA” and “DEHYDRATION”.</i>
Diarrhea with severe dehydration	A09.9, E86.2	<i>See also notes under</i>

DISEASES/CONDITIONS NOTE: Please read the DISCLAIMER carefully for guidance.	ICD-10 CODE	REMARKS
		<i>“DIARRHEA” and “DEHYDRATION”.</i>
Infectious diarrhea with severe dehydration	A09.0, E86.2	<i>See also notes under “DIARRHEA” and “DEHYDRATION”.</i>
Diarrhea with no dehydration	A09.9	
Infectious diarrhea with no dehydration	A09.0	
Non-infectious diarrhea	K52.9	
Non-infectious neonatal diarrhea	P78.3	
DIPHTHERIA	A36.9	
Cutaneous diphtheria	A36.3	
Laryngeal diphtheria	A36.2	
Nasopharyngeal diphtheria	A36.1	
Pharyngeal diphtheria	A36.0	
DISEASE		

DISEASES/CONDITIONS NOTE: Please read the DISCLAIMER carefully for guidance.	ICD-10 CODE	REMARKS
Acid Peptic Disease (APD)	K29.9	
Alcoholic liver disease	K70.9	
Arteriosclerotic cardiovascular disease (ASCVD)	I25.0	
Arteriosclerotic cerebrovascular disease	I67.2	
Arteriosclerotic heart disease (ASHD)	I25.1	
Atherosclerotic Cardiovascular Disease (ASCVD)	I25.0	
Atherosclerotic heart disease	I25.1	
Bleeding Peptic Ulcer Disease (BPUD)	K27.4	
Cerebrovascular disease (CVD)	I67.9	
Cerebrovascular disease (CVD), thrombotic infarct	I63.3	
Chronic kidney disease	N18.9	
Chronic liver disease	K76.9	
Chronic obstructive lung disease	J44.9	

DISEASES/CONDITIONS NOTE: Please read the DISCLAIMER carefully for guidance.	ICD-10 CODE	REMARKS
Chronic Obstructive Pulmonary Disease (COPD)	J44.9	
Chronic Obstructive Pulmonary Disease (COPD) primarily emphysematous component	J44.8	
Congenital heart disease	Q24.9	
Coronary artery disease (CAD)	I25.1	
End stage kidney disease	N18.5	
End Stage Renal Disease (ESRD)	N18.5	
Fibrocystic disease, breast	N60.1	
Fibrocystic liver disease	Q44.6	
Gallbladder disease	K82.9	
Gastroesophageal Reflux Disease (GERD)	K21.9	
Heart disease (organic)	I51.9	
Hyperactive airways disease	J68.3	

DISEASES/CONDITIONS NOTE: Please read the DISCLAIMER carefully for guidance.	ICD-10 CODE	REMARKS
Hypertensive atherosclerotic cardiovascular disease (HASCVD)	I11.9	
Hypertensive Cardiovascular Disease (HCVD)	I11.9	
Hypertensive heart disease	I11.9	
Ischemic Heart Disease (IHD)	I25.9	
Pelvic Inflammatory Disease (PID)	N73.9	
Peptic Ulcer Disease (PUD)	K27.9	
Peripheral vascular occlusive disease	I73.9	
Rheumatic Heart Disease (RHD)	I09.9	
Thyrotoxic heart disease	E05.9† I43.8*	
Tuberculous disease	A16.9	
DISLOCATION, HIP, TRAUMATIC Note: Additional code from V01-Y98 is	S73.0	<i>External cause code should be added.</i>

DISEASES/CONDITIONS NOTE: Please read the DISCLAIMER carefully for guidance.	ICD-10 CODE	REMARKS
<p><i>needed to indicate external cause of dislocation for morbidity coding.</i></p> <p><i>For mortality coding S73.0 should never be used as underlying cause code; it may only be included as additional code.</i></p> <p><i>Refer to ICD-10 Vols. 1 & 3 for the appropriate code and Vol. 2 for additional guidelines.</i></p> <p><i>See also note on “Laterality Code” at the beginning of Table 1.</i></p>		
DISORDER		
Sleep disorder	G47.9	
DISTENSION		
<p>Abdominal distension</p> <p>Note: <i>Signs and symptoms codes R00-R99 should only be used in cases for which no more specific diagnosis can be made even after all the facts bearing on the case have been investigated.</i></p> <p><i>Refer to ICD-10 Vols. 1 & 2 for additional guidelines.</i></p>	R14	<i>This code should only be used if no more specific definitive diagnosis is available.</i>

DISEASES/CONDITIONS NOTE: Please read the DISCLAIMER carefully for guidance.	ICD-10 CODE	REMARKS
DISTRESS		
Abdominal distress	R10.4	<i>See also notes and remarks under "Abdominal distension".</i>
Epigastric distress	R10.1	<i>See also notes and remarks under "Abdominal distension".</i>
Fetal distress	P20.9	
Fetal distress first noted before onset of labor	P20.0	
Fetal distress first noted during labor and delivery	P20.1	
Gastrointestinal distress	K30	
Intestinal distress	K59.9	
Respiratory distress	R06.0	<i>See also notes and remarks under "Abdominal distension".</i>
Respiratory distress, adult	J80	

DISEASES/CONDITIONS NOTE: Please read the DISCLAIMER carefully for guidance.	ICD-10 CODE	REMARKS
Respiratory distress, newborn	P22.9	
DIZZINESS Note: <i>Signs and symptoms codes R00-R99 should only be used in cases for which no more specific diagnosis can be made even after all the facts bearing on the case have been investigated.</i> <i>Refer to ICD-10 Vols. 1 & 2 for additional guidelines.</i>	R42	<i>This code should only be used if no more specific definitive diagnosis is available.</i>
DYSARTHRIA	R47.1	<i>See also notes and remarks under "DIZZINESS".</i>
DYSCRASIA, BLOOD	D75.9	
DYSLIPIDEMIA	E78.9	
DYSPEPSIA	R10.0	<i>See also notes and remarks under "DIZZINESS".</i>
Investigated dyspepsia	K30	

DISEASES/CONDITIONS NOTE: Please read the DISCLAIMER carefully for guidance.	ICD-10 CODE	REMARKS
Nervous dyspepsia	F45.3	
Neurotic dyspepsia	F45.3	
Non-ulcer dyspepsia	K30	
Psychogenic dyspepsia	F45.3	
Uninvestigated dyspepsia	R10.1	See also notes and remarks under "DIZZINESS".
DYSPHAGIA	R13	See also notes and remarks under "DIZZINESS".
DYSPLASIA		
Cervical dysplasia	N87.9	
Cervix uterine dysplasia	N87.9	
Epithelial dysplasia	N87.9	
DYSPNEA	R06.0	See also notes and remarks under "DIZZINESS".

DISEASES/CONDITIONS NOTE: Please read the DISCLAIMER carefully for guidance.	ICD-10 CODE	REMARKS
DYSRHYTHMIA		
Cardiac dysrhythmia	I49.9	
Cerebral dysrhythmia	G40.9	
DYSURIA	R30.0	<i>See also notes and remarks under "DIZZINESS".</i>
ECLAMPSIA		
Eclampsia in labor	O15.1	
Eclampsia in pregnancy	O15.0	
Eclampsia in puerperium	O15.2	
EFFUSION, PLEURA		
Malignant pleural effusion	C78.2, M8000/6	
Parapneumonic pleural effusion	J18.99† J91*	<i>Additional 5th character to J18.9 is a Philippine modification.</i>

DISEASES/CONDITIONS NOTE: Please read the DISCLAIMER carefully for guidance.	ICD-10 CODE	REMARKS
EMBOLISM	I74.9	
Pulmonary embolism	I26.9	
EMESIS Note: <i>Signs and symptoms codes R00-R99 should only be used in cases for which no more specific diagnosis can be made even after all the facts bearing on the case have been investigated.</i> <i>Refer to ICD-10 Vols. 1 & 2 for additional guidelines.</i>	R11	<i>This code should only be used if no more specific definitive diagnosis is available.</i>
EMPYEMA	J86.9	
Empyema not due to tuberculosis	J86.9	
Empyema, tuberculous	A16.5	A16.5 <i>should only be used if there is no mention of bacteriological or histological confirmation.</i>

DISEASES/CONDITIONS NOTE: Please read the DISCLAIMER carefully for guidance.	ICD-10 CODE	REMARKS
Empyema, tuberculous, <i>confirmed bacteriologically and histologically</i>	A15.6	
Empyema, tuberculous, <i>confirmed bacteriologically</i>	A15.6	
Empyema, tuberculous, <i>confirmed histologically</i>	A15.6	
Empyema, tuberculous in primary respiratory tuberculosis	A16.7	A16.7 should only be used if there is no mention of bacteriological or histological confirmation.
Empyema, tuberculous in primary respiratory tuberculosis, <i>confirmed bacteriologically and histologically</i>	A15.7	
Empyema, tuberculous in primary respiratory tuberculosis, <i>confirmed bacteriologically</i>	A15.7	
Empyema, tuberculous in primary respiratory tuberculosis, <i>histologically confirmed</i>	A15.7	
Empyema with fistula, not due to tuberculosis	J86.0	

DISEASES/CONDITIONS NOTE: Please read the DISCLAIMER carefully for guidance.	ICD-10 CODE	REMARKS
ENCEPHALOPATHY	G93.4	
Alcoholic encephalopathy	G31.2	
Hepatic encephalopathy	K72.9	
Hypoxic encephalopathy	G93.1	
Hypoxic ischemic encephalopathy	G93.1	
ENDOMETRIOSIS Note: <i>If the site of endometriosis is specified, then a more appropriate code should be used.</i> <i>Refer to ICD-10 Vols.1 & 3 for the appropriate code.</i>	N80.9	<i>Diagnosis is incomplete; specify the site of endometriosis to complete it .</i>
ENTERITIS	A09.9	<i>See also notes under "DIARRHEA" and DEHYDRATION".</i>
ENURESIS	R32	<i>See also notes and remarks under "EMESIS".</i>

DISEASES/CONDITIONS NOTE: Please read the DISCLAIMER carefully for guidance.	ICD-10 CODE	REMARKS
Functional enuresis	F98.0	
Non-organic origin enuresis	F98.0	
Psychogenic enuresis	F98.0	
EPILEPSY	G40.9	
Epileptic convulsions	G40.9	
Epileptic fits	G40.9	
Epileptic seizures	G40.9	
Epileptic seizures related to alcohol	G40.5	
Epileptic seizures related to drugs Note: <i>If the drug is specified, then additional code from X40-X49, X60-X84, Y40-Y59 should be used to indicate the external cause .</i> <i>Refer to ICD-10 Vols. 1 & 3 for the appropriate code.</i>	G40.5	<i>Diagnosis is incomplete; specify the name of drug causing epileptic seizures to complete it .</i>
Grand mal status epilepticus	G41.0	
Status epilepticus	G41.9	

DISEASES/CONDITIONS NOTE: Please read the DISCLAIMER carefully for guidance.	ICD-10 CODE	REMARKS
EPISTAXIS	R04.0	<i>See also notes and remarks under "EMESIS".</i>
ERYSIPELAS	A46	
ERYTHEMA	L53.9	
ESOPHAGEAL REFLUX	K21.9	
Esophageal reflux with esophagitis	K21.0	
ESOPHAGITIS	K20	
Tuberculous esophagitis	A18.8† K23.0*	
EXAMINATION, HEALTH	Z00.0	<i>See also notes under "CHECK UP, HEALTH".</i>
Examination for medico-legal purposes	Z04.8	

DISEASES/CONDITIONS NOTE: Please read the DISCLAIMER carefully for guidance.	ICD-10 CODE	REMARKS
Health examination for administrative purpose	Z02.9	
Health examination for potential organ donor	Z00.5	
Health examination for pre-employment	Z02.1	
Occupational health examination	Z10.0	
Pregnancy examination, unconfirmed	Z32.0	
Pregnancy examination, confirmed	Z32.1	
Postpartum examination immediately after delivery	Z39.0	
Routine follow-up postpartum examination	Z39.2	
FAILURE		
Acute hepatic failure	K72.0	
Acute kidney failure	N17.9	

DISEASES/CONDITIONS NOTE: Please read the DISCLAIMER carefully for guidance.	ICD-10 CODE	REMARKS
Acute Renal Failure (ARF)	N17.9	
Chronic kidney failure	N18.9	
Chronic Renal Failure (CRF)	N18.9	
Cardiorespiratory failure Note: <i>Signs and symptoms codes R00-R99 should only be used in cases for which no more specific diagnosis can be made even after all the facts bearing on the case have been investigated.</i> <i>Refer to ICD-10 Vols. 1 & 2 for additional guidelines.</i>	R09.2	<i>This code should only be used if no more specific definitive diagnosis is available.</i>
Congestive Heart Failure (CHF)	I50.0	
Heart failure	I50.9	
Respiratory failure	J96.9	
FEVER Note: <i>Signs and symptoms codes R00-R99 should only be used in cases for which no more specific diagnosis can be made even after all the facts bearing on the case have been investigated.</i> <i>Refer to ICD-10 Vols. 1 & 2 for</i>	R50.9	<i>This code should only be used if no more specific definitive diagnosis is available.</i>

DISEASES/CONDITIONS NOTE: Please read the DISCLAIMER carefully for guidance.	ICD-10 CODE	REMARKS
<i>additional guidelines.</i>		
Acute hemorrhagic fever	A94	
Dengue (fever) with warning signs	A91.1	
Severe dengue (fever)	A91.3	
Dengue (fever) without warning signs	A90	
Fever of Unknown Origin (FUO)	R50.9	<i>See also notes and remarks under "FEVER".</i>
Rheumatic fever	I00	
Rheumatic fever with heart involvement	I01.9	
Typhoid fever, culture proven	A01.0<u>0</u>	<i>Additional 5th character is a Philippine modification.</i>
Typhoid fever, clinically proven	A01.0<u>1</u>	<i>Additional 5th character is a Philippine modification.</i>
FIBROADENOMA		<i>Diagnosis is incomplete; specify the site of fibroadenoma to complete it.</i>
Fibroadenoma, breast	D24.9, M9010/0	<i>Laterality is not specified. Laterality code added.</i>

DISEASES/CONDITIONS NOTE: Please read the DISCLAIMER carefully for guidance.	ICD-10 CODE	REMARKS
Fibroadenoma, breast, left	D24.0, M9010/0	<i>Laterality code added.</i>
Fibroadenoma, breast, right	D24.1, M9010/0	<i>Laterality code added.</i>
Fibroadenoma, breast, bilateral	D24.2, M9010/0	<i>Laterality code added.</i>
FISTULA	L98.8	
Anorectal fistula	K60.5	
Carotid cavernous fistula	I77.0	
Enterocutaneous fistula	K63.2	
Fistula in ano [Anal fistula]	K60.3	
Tracheo-esophageal fistula following tracheostomy	J95.0	
FRACTURE Note: <i>If the site of fracture is specified, then a more appropriate code should be used.</i> <i>For fracture due to external cause,</i>	T14.20	<i>Diagnosis is incomplete; specify the site and external cause of fracture to complete it.</i> <i>Code for the</i>

DISEASES/CONDITIONS NOTE: Please read the DISCLAIMER carefully for guidance.	ICD-10 CODE	REMARKS
<p><i>additional code from V01-Y98 is needed to indicate external cause for morbidity coding.</i></p> <p><i>For mortality coding the code for fracture should never be used as underlying cause code; it should only be included as an additional code.</i></p> <p><i>Refer to ICD-10 Vols. 1, 2 and 3 for the appropriate code and additional guidelines.</i></p> <p><i>For fracture affecting sites with laterality, additional laterality code should be used. See also note on “Laterality Code” at the beginning of Table 1.</i></p>		<p><i>external cause should be added.</i></p>
Fracture, femur	S72.90	<i>See also notes under “FRACTURE”.</i>
Fracture, femur, closed	S72.90	<i>See also notes under “FRACTURE”.</i>
Fracture, femur, open	S72.91	<i>See also notes under “FRACTURE”.</i>
Fracture, fibula	S82.40	<i>See also notes under “FRACTURE”.</i>
Fracture, fibula, closed	S82.40	<i>See also notes under</i>

DISEASES/CONDITIONS NOTE: Please read the DISCLAIMER carefully for guidance.	ICD-10 CODE	REMARKS
		<i>“FRACTURE”.</i>
Fracture, fibula, open	S82.41	<i>See also notes under “FRACTURE”.</i>
Fracture, fibula, mid 3 rd tibia	S82.20	<i>See also notes under “FRACTURE”.</i>
Fracture, fibula, mid 3 rd tibia, closed	S82.20	<i>See also notes under “FRACTURE”.</i>
Fracture, fibula, mid 3 rd tibia, open	S82.21	<i>See also notes under “FRACTURE”.</i>
Fracture, hip	S72.00	<i>See also notes under “FRACTURE”.</i>
Fracture, hip, closed	S72.00	<i>See also notes under “FRACTURE”.</i>
Fracture, hip, open	S72.01	<i>See also notes under “FRACTURE”.</i>
Fracture, humerus	S42.30	<i>See also notes under “FRACTURE”.</i>
Fracture, humerus, closed	S42.30	<i>See also notes under “FRACTURE”.</i>

DISEASES/CONDITIONS NOTE: Please read the DISCLAIMER carefully for guidance.	ICD-10 CODE	REMARKS
Fracture, humerus, open	S42.31	<i>See also notes under "FRACTURE".</i>
Fracture, intertrochanteric, femur	S72.10	<i>See also notes under "FRACTURE".</i>
Fracture, intertrochanteric, femur,closed	S72.10	<i>See also notes under "FRACTURE"</i>
Fracture, intertrochanteric, femur,open	S72.11	<i>See also notes under "FRACTURE".</i>
Fracture, mandible	S02.60	<i>See also notes under "FRACTURE".</i>
Fracture, mandible, closed	S02.60	<i>See also notes under "FRACTURE".</i>
Fracture, mandible, open	S02.61	<i>See also notes under "FRACTURE".</i>
Fracture, maxilla	S02.40	<i>See also notes under "FRACTURE".</i>
Fracture, maxilla, closed	S02.40	<i>See also notes under "FRACTURE".</i>
Fracture, maxilla, open	S02.41	<i>See also notes under "FRACTURE".</i>

DISEASES/CONDITIONS NOTE: Please read the DISCLAIMER carefully for guidance.	ICD-10 CODE	REMARKS
<p>Fractures, multiple</p> <p>Note: Codes for the individual fracture and external cause should be added.</p> <p>Refer to ICD-10 Vol. 2 for additional guidelines.</p>	<p>T02.9</p>	<p>Diagnosis is incomplete; specify the sites and external cause of fractures to complete it.</p> <p>See also notes under "FRACTURE".</p>
<p>Fracture, pathologic</p> <p>Note: If the site of fracture is specified, then a more appropriate 5th character site code should be used.</p> <p>Refer to ICD-10 Vol. 1 for the appropriate site code.</p> <p>For pathological fracture affecting sites with laterality, additional laterality code should be used. See also note on "Laterality Code" at the beginning of Table 1.</p>	<p>M84.49</p>	<p>Diagnosis is incomplete; specify the site of fracture to complete it.</p>
<p>Fracture, pathologic with osteoporosis</p>	<p>M80.99</p>	<p>See also notes under "Fracture, pathologic".</p>
<p>Fracture, tibia, condyles</p>	<p>S82.10</p>	<p>See also notes under "FRACTURE".</p>
<p>Fracture, tibia, condyles, closed</p>	<p>S82.10</p>	<p>See also notes under "FRACTURE".</p>

DISEASES/CONDITIONS NOTE: Please read the DISCLAIMER carefully for guidance.	ICD-10 CODE	REMARKS
Fracture, tibia, condyles, open	S82.11	See also notes under "FRACTURE".
<p>GANGRENE</p> <p>Note: <i>Signs and symptoms codes R00-R99 should only be used in cases for which no more specific diagnosis can be made even after all the facts bearing on the case have been investigated.</i></p> <p><i>Refer to ICD-10 Vols. 1 & 2 for additional guidelines.</i></p> <p><i>For gangrene affecting sites with laterality, additional laterality code should be used. See also note on "Laterality Code" at the beginning of Table 1.</i></p>	R02.9	<p><i>This code should only be used if no more specific definitive diagnosis is available.</i></p> <p><i>Diagnosis is incomplete; specify the type and site of gangrene to complete it.</i></p> <p><i>Laterality is not specified.</i></p> <p><i>Laterality code added.</i></p>
Atherosclerotic gangrene	I70.21	
<p>Diabetic gangrene</p> <p>Note: <i>If the type of diabetes is specified, then a more appropriate code from E10-E13 should be used.</i></p> <p><i>Refer to the other categories below on diabetic gangrene or Vols. 1 & 3 for the appropriate code.</i></p>	E14.5	<p><i>Diagnosis is incomplete; specify the type of diabetes to complete it.</i></p>

DISEASES/CONDITIONS NOTE: Please read the DISCLAIMER carefully for guidance.	ICD-10 CODE	REMARKS
Insulin dependent diabetic gangrene	E10.5	
Non-insulin dependent diabetic gangrene	E11.5	
Type 1 Diabetic gangrene	E10.5	
Type 2 Diabetic gangrene	E11.5	
<p>Gangrene of feet</p> <p>Note: <i>If the cause of gangrene is specified, then a more appropriate code should be used.</i></p> <p><i>Refer to ICD-10 Vols.1 & 3 for the appropriate code.</i></p> <p><i>See also note on “Laterality Code” at the beginning of Table 1.</i></p>	R02.2	<p><i>Laterality code added.</i></p> <p><i>See also notes under “GANGRENE”.</i></p>
<p>Gangrene of foot</p> <p>Note: <i>If the cause of gangrene is specified, then a more appropriate code should be used.</i></p> <p><i>Refer to ICD-10 Vols. 1 & 3 for the appropriate code.</i></p> <p><i>See also note on “Laterality Code” at the beginning of</i></p>	R02.9	<p><i>Laterality is not specified.</i></p> <p><i>Laterality code added.</i></p> <p><i>See also notes and remarks under “Gangrene of feet” and “GANGRENE”.</i></p>

DISEASES/CONDITIONS NOTE: Please read the DISCLAIMER carefully for guidance.	ICD-10 CODE	REMARKS
<i>Table 1.</i>		
Gangrene of left foot	R02.0	<i>Laterality code added.</i> <i>See also notes under “Gangrene of feet” and “GANGRENE”.</i>
Gangrene of right foot	R02.1	<i>Laterality code added.</i> <i>See also notes under “Gangrene of feet” and “GANGRENE”.</i>
GASTRITIS	K29.7	
Acute gastritis	K29.1	
Acute hemorrhagic gastritis	K29.0	
Chronic gastritis	K29.5	
Erosive gastritis	K29.1	
GASTROENTERITIS	A09.9	<i>See also notes under “DIARRHEA” and “DEHYDRATION”.</i>

DISEASES/CONDITIONS NOTE: Please read the DISCLAIMER carefully for guidance.	ICD-10 CODE	REMARKS
Acute Gastroenteritis (AGE)	A09.9	<i>See also notes under “DIARRHEA” and “DEHYDRATION”.</i>
Acute Gastroenteritis (AGE), with dehydration	A09.9, E86.9	<i>See also notes under “DIARRHEA” and “DEHYDRATION”.</i>
Acute Gastroenteritis (AGE) with mild dehydration	A09.9, E86.0	<i>See also notes under “DIARRHEA” and “DEHYDRATION”.</i>
Acute Gastroenteritis (AGE) with moderate dehydration	A09.9, E86.1	<i>See also notes under “DIARRHEA” and “DEHYDRATION”.</i>
Acute Gastroenteritis (AGE) with severe dehydration	A09.9, E86.2	<i>See also notes under “DIARRHEA” and “DEHYDRATION”.</i>
Acute Gastroenteritis (AGE) with no signs of dehydration	A09.9	<i>See also notes under “DIARRHEA” and “DEHYDRATION”.</i>
GLAUCOMA	H40.99	<i>Diagnosis is incomplete;</i>

DISEASES/CONDITIONS NOTE: Please read the DISCLAIMER carefully for guidance.	ICD-10 CODE	REMARKS
<p>Note: <i>For glaucoma secondary to a condition and/or drug, refer to ICD-10 Vols. 1 & 3 for the appropriate code and guidelines.</i></p> <p><i>See also note on “Laterality Code” at the beginning of Table 1.</i></p>		<p><i>specify the laterality and/or cause of glaucoma to complete it.</i></p> <p><i>Laterality is not specified.</i></p> <p><i>Laterality code added.</i></p>
<p>Glaucoma, left</p>	<p>H40.90<u> </u></p>	<p><i>See also notes under “GLAUCOMA”.</i></p> <p><i>Laterality code added.</i></p>
<p>Glaucoma, right</p>	<p>H40.91<u> </u></p>	<p><i>See also notes under “GLAUCOMA”.</i></p> <p><i>Laterality code added.</i></p>
<p>Glaucoma, bilateral</p>	<p>H40.92<u> </u></p>	<p><i>See also notes under “GLAUCOMA”.</i></p> <p><i>Laterality code added.</i></p>
<p>Open-angle glaucoma</p>	<p>H40.19<u> </u></p>	<p><i>See also notes under “GLAUCOMA”.</i></p> <p><i>Laterality is not specified.</i></p>

DISEASES/CONDITIONS NOTE: Please read the DISCLAIMER carefully for guidance.	ICD-10 CODE	REMARKS
		<i>Laterality code added.</i>
Open-angle glaucoma, left	H40.10	See also notes under “GLAUCOMA”. <i>Laterality code added.</i>
Open-angle glaucoma, right	H40.11	See also notes under “GLAUCOMA”. <i>Laterality code added.</i>
Open-angle glaucoma, bilateral	H40.12	See also notes under “GLAUCOMA”. <i>Laterality code added.</i>
Congenital glaucoma	Q15.09	<i>Laterality is not specified.</i> <i>Laterality code added.</i>
Congenital glaucoma, left	Q15.00	<i>Laterality code added.</i>
Congenital glaucoma, right	Q15.01	<i>Laterality code added.</i>
Congenital glaucoma, bilateral	Q15.02	<i>Laterality code added.</i>

DISEASES/CONDITIONS NOTE: Please read the DISCLAIMER carefully for guidance.	ICD-10 CODE	REMARKS
GLIOMA	C71.9, M9380/3	
Pontine glioma	C71.7, M9380/3	
GLOMERULONEPHRITIS	N05.9	
Acute glomerulonephritis (AGN)	N00.9	
Chronic glomerulonephritis (CGN)	N03.9	
GOITER	E04.9	
Adenomatous goiter	E04.9	
Colloid adenomatous goiter	E04.9	
Cystic goiter	E04.2	
Congenital diffuse goiter	E03.0	
Endemic diffuse goiter	E01.0	
Nodular goiter	E04.9	

DISEASES/CONDITIONS NOTE: Please read the DISCLAIMER carefully for guidance.	ICD-10 CODE	REMARKS
<p>GOUT</p> <p>Note: <i>If the site is specified, then a more appropriate 5th character site code should be used.</i></p> <p><i>Refer to ICD-10 Vol. 1 for the appropriate site code.</i></p> <p><i>For gout affecting sites with laterality, additional laterality code should be used. See also note on “Laterality Code” at the beginning of Table 1.</i></p>	<p><u>M10.99</u></p>	<p><i>Diagnosis is incomplete; specify the site and other modifiers of gout to complete it . Laterality is not specified.</i></p> <p><i>Laterality code added.</i></p>
<p>GLYCOSURIA</p> <p>Note: <i>Signs and symptoms codes R00-R99 should only be used in cases for which no more specific diagnosis can be made even after all the facts bearing on the case have been investigated.</i></p> <p><i>Refer to ICD-10 Vols. 1 & 2 for additional guidelines.</i></p>	<p>R81</p>	<p><i>This code should only be used if no more specific definitive diagnosis is available.</i></p>
<p>GRAVES DISEASE</p>	<p>E05.0</p>	
<p>GUNSHOT WOUND</p> <p>Note: <i>If the part of the body wounded is indicated, a more appropriate injury</i></p>	<p><u>T14.1,</u> <u>W34.99</u></p>	<p><i>Diagnosis is incomplete; specify the site, of gunshot</i></p>

DISEASES/CONDITIONS NOTE: Please read the DISCLAIMER carefully for guidance.	ICD-10 CODE	REMARKS
<p><i>code should be used instead of T14.1.</i></p> <p><i>For gunshot wound affecting sites with laterality, additional laterality code should be used. See also note on "Laterality Code" at the beginning of Table 1.</i></p> <p><i>Refer to ICD-10 Vols. 1 & 3 for the appropriate code</i></p> <p><i>For mortality coding, the code T14.1 should never be used as underlying cause code, it should only be included as an additional code .</i></p> <p><i>Moreover, if the place of occurrence and the activity are specified, more appropriate 4th and 5th character codes should be added to W34.</i></p> <p><i>Refer to ICD-10 Vol. 1 for the appropriate place of occurrence and activity codes.</i></p>		<p><i>wound to complete it.</i></p>
HANSEN DISEASE	A30.9	
HEADACHE Note: <i>Signs and symptoms codes R00-R99 should only be used in cases for which no more specific diagnosis can be made even after all the facts bearing on the case have been</i>	R51	<p><i>This code should only be used if no more specific definitive diagnosis is available.</i></p>

DISEASES/CONDITIONS NOTE: Please read the DISCLAIMER carefully for guidance.	ICD-10 CODE	REMARKS
<i>investigated.</i> <i>Refer to ICD-10 Vols. 1 & 2 for additional guidelines.</i>		
HEMANGIOMA	D18.0, M9120/0	
HEMATURIA	R31	<i>See also notes and remarks under "HEADACHE".</i>
HEMOPHILIA	D66	
Hemophilia A	D66	
Hemophilia B	D67	
HEMOPTYSIS	R04.2	<i>See also notes and remarks under "HEADACHE".</i>
HEMORRHAGE	R58	<i>See also notes and remarks under "HEADACHE".</i>
Cerebral hemorrhage	I61.9	

DISEASES/CONDITIONS NOTE: Please read the DISCLAIMER carefully for guidance.	ICD-10 CODE	REMARKS
Gastric hemorrhage	K92.2	
Postpartum hemorrhage	O72.1	
Subarachnoid hemorrhage (SAH)	I60.9	
Uterine hemorrhage not due to menstruation	N93.9	
HEMORRHOIDS	K64.9	
Hemorrhoids, first degree	K64.0	<i>The same code for grade I or stage I Hemorrhoids.</i>
Hemorrhoids, second degree	K64.1	<i>The same code for grade II or stage II Hemorrhoids.</i>
Hemorrhoids, third degree	K64.2	<i>The same code for grade III or stage III Hemorrhoids.</i>
Hemorrhoids, fourth degree	K64.3	<i>The same code for grade IV or stage IV Hemorrhoids.</i>

DISEASES/CONDITIONS NOTE: Please read the DISCLAIMER carefully for guidance.	ICD-10 CODE	REMARKS
HEPATITIS	K75.9	
Acute hepatitis	K72.0	
Autoimmune hepatitis	K75.4	
Chronic hepatitis	K73.9	
Chronic viral hepatitis	B18.9	
Chronic viral hepatitis, type B	B18.1	
Chronic viral hepatitis, type C	B18.2	
Drug-induced hepatitis Note: <i>If the drug is specified, then additional code from X40-X49, X60-X84, Y40-Y59 should be used to indicate the external cause.</i> <i>Refer to ICD-10 Vols. 1 & 3 for the appropriate code.</i>	K71.6	<i>Diagnosis is incomplete; specify the name of drug causing hepatitis to complete it.</i>
Viral hepatitis	B19.9	
Viral hepatitis, type A	B15.9	
Viral hepatitis, type C	B18.2	
Toxic hepatitis	K71.6	<i>See also notes and remarks under “Drug-induced hepatitis”.</i>

DISEASES/CONDITIONS NOTE: Please read the DISCLAIMER carefully for guidance.	ICD-10 CODE	REMARKS
HEPATOMEGALY	R16.0	<i>See also notes and remarks under "HEADACHE".</i>
HERNIA	K46.9	
Inguinal hernia	K40.9	
Indirect inguinal hernia	K40.9	
HICCOUGH	R06.6	<i>See also notes and remarks under "HEADACHE".</i>
HICCUP	R06.6	<i>See also notes and remarks under "HEADACHE".</i>
HODGKIN LYMPHOMA	C81.9, M9650/3	
HUMAN IMMUNODEFICIENCY VIRUS (HIV) DISEASE Note: <i>If there are resulting conditions</i>	B24	

DISEASES/CONDITIONS NOTE: Please read the DISCLAIMER carefully for guidance.	ICD-10 CODE	REMARKS
<p><i>specified, then a more appropriate code should be used,</i></p> <p><i>Refer to the other categories for HIV below or ICD-10 Vols. 1 & 3 for the appropriate code.</i></p>		
<p>HIV resulting in Burkitt lymphoma</p> <p>Note: <i>If the Burkitt lymphoma is specified, then additional code should be used.</i></p> <p><i>Refer to ICD-10 Vols. 1 & 3 for the appropriate code and Vol. 2 for additional guidelines.</i></p>	<p>B21.1</p>	<p><i>Burkitt lymphoma is not otherwise specified.</i></p>
<p>HIV resulting in candidiasis</p> <p>Note: <i>If the candidiasis is specified, then additional code should be used.</i></p> <p><i>Refer to ICD-10 Vols. 1 & 3 for the appropriate code and Vol. 2 for additional guidelines.</i></p>	<p>B20.4</p>	<p><i>Candidiasis is not otherwise specified.</i></p>
<p>HIV resulting in cytomegaloviral disease</p> <p>Note: <i>If the cytomegaloviral disease is specified, then additional code should be used.</i></p> <p><i>Refer to ICD-10 Vols. 1 & 3 for the</i></p>	<p>B20.2</p>	<p><i>Diagnosis is incomplete; specify the cytomegaloviral disease to complete it.</i></p>

DISEASES/CONDITIONS NOTE: Please read the DISCLAIMER carefully for guidance.	ICD-10 CODE	REMARKS
<i>appropriate code and Vol. 2 for additional guidelines.</i>		
HIV resulting in encephalopathy Note: <i>If the encephalopathy is specified, then additional code should be used.</i> <i>Refer to ICD-10 Vols. 1 & 3 for the appropriate code and Vol. 2 for additional guidelines.</i>	B22.0	<i>Encephalopathy is not otherwise specified.</i>
HIV resulting in generalized lymphadenopathy	B23.1	
HIV resulting in Kaposi sarcoma Note: <i>If the site of the Kaposi sarcoma is specified, then additional should be used.</i> <i>Refer to ICD-10 Vols. 1 & 3 for the appropriate code and Vol. 2 for additional guidelines.</i>	B21.0	<i>Kaposi sarcoma is not otherwise specified.</i>
HIV resulting in lymphoid interstitial pneumonitis	B22.1	
HIV resulting in malignant neoplasm Note: <i>If the malignant neoplasm is specified, then additional code should be used.</i>	B21.9	<i>Diagnosis is incomplete; specify the malignant neoplasm to complete it.</i>

DISEASES/CONDITIONS NOTE: Please read the DISCLAIMER carefully for guidance.	ICD-10 CODE	REMARKS
<p><i>Refer to ICD-10 Vols. 1 & 3 for the appropriate code and Vol. 2 for additional guidelines.</i></p>		
<p>HIV resulting in multiple diseases</p> <p>Note: <i>If the resulting diseases are specified, then additional codes should be used to indicate the specific diseases that resulted from HIV.</i></p> <p><i>Refer to ICD-10 Vols. 1 & 3 for the appropriate code and Vol. 2 for additional guidelines.</i></p>	<p>B22.7</p>	<p><i>Diagnosis is incomplete; specify the resulting diseases to complete it.</i></p>
<p>HIV resulting in multiple infections</p> <p>Note: <i>If the resulting infections are specified, then additional codes should be used to indicate the specific infections that resulted from HIV.</i></p> <p><i>Refer to ICD-10 Vols. 1 & 3 for the appropriate code and Vol. 2 for additional guidelines.</i></p>	<p>B20.7</p>	<p><i>Diagnosis is incomplete; specify the infections to complete it.</i></p>
<p>HIV resulting in multiple malignant neoplasms</p> <p>Note: <i>If the resulting malignant neoplasms are specified, then additional codes should be used to indicate the specific malignant</i></p>	<p>B21.7</p>	<p><i>Diagnosis is incomplete; specify the malignant neoplasms to complete it.</i></p>

DISEASES/CONDITIONS NOTE: Please read the DISCLAIMER carefully for guidance.	ICD-10 CODE	REMARKS
<p><i>neoplasms that resulted from HIV.</i></p> <p><i>Refer to ICD-10 Vols. 1 & 3 for the appropriate code and Vol. 2 for additional guidelines.</i></p>		
<p>HIV resulting in mycobacterial infection</p> <p>Note: <i>If the mycobacterial infection is specified, then additional code should be used.</i></p> <p><i>Refer to ICD-10 Vols. 1 & 3 for the appropriate code and Vol. 2 for additional guidelines.</i></p>	<p>B20.0</p>	<p><i>Diagnosis is incomplete; specify the mycobacterial infection to complete it.</i></p>
<p>HIV resulting in <i>Pneumocystis carinii</i> pneumonia</p>	<p>B20.6</p>	
<p>HIV resulting in <i>Pneumocystis jirovecii</i> pneumonia</p>	<p>B20.6</p>	
<p>HIV resulting in tuberculosis</p> <p>Note: <i>If the tuberculosis is specified, then additional code should be used.</i></p> <p><i>Refer to ICD-10 Vols. 1 & 3 for the appropriate code and Vol. 2 for additional guidelines.</i></p>	<p>B20.0</p>	<p><i>Diagnosis is incomplete; specify the site and method of confirmation of tuberculosis to complete it.</i></p>
<p>HIV resulting in wasting syndrome</p>	<p>B22.2</p>	

DISEASES/CONDITIONS NOTE: Please read the DISCLAIMER carefully for guidance.	ICD-10 CODE	REMARKS
<p>HIV with infection</p> <p>Note: <i>If the infection is specified, then a more appropriate code should be used.</i></p> <p><i>Refer to ICD-10 Vols. 1 & 3 for the appropriate code and Vol. 2 for additional guidelines.</i></p>	<p>B20.9</p>	<p><i>Diagnosis is incomplete; specify the infection to complete it.</i></p>
<p>HYDRONEPHROSIS</p>	<p>N13.3</p>	
<p>Hydronephrosis with pyelonephritis</p>	<p>N13.3, N12</p>	
<p>HYPERACIDITY</p>	<p>K31.8</p>	
<p>HYPERCHOLESTEROLEMIA</p>	<p>E78.0</p>	
<p>HYPEREMESIS GRAVIDARUM</p>	<p>O21.0</p>	<p><i>Diagnosis is incomplete; specify the severity of hyperemesis gravidarum to complete it.</i></p>
<p>Hyperemesis gravidarum, mild, before the end of 22nd week of gestation</p>	<p>O21.0</p>	

DISEASES/CONDITIONS NOTE: Please read the DISCLAIMER carefully for guidance.	ICD-10 CODE	REMARKS
Hyperemesis gravidarum, after the end of 22 nd week of gestation	O21.2	
HYPERESTHESIA, SKIN	R20.3	<i>See also notes and remarks under "HEADACHE".</i>
HYPEROSMOLAR NON-KETOTIC COMA (HONC)	<u>E14.0</u>	<i>See also notes and remarks under "DIABETES MELLITUS".</i>
HYPEROSMOLAR COMA	<u>E14.0</u>	<i>See also notes and remarks under "DIABETES MELLITUS".</i>
HYPERGLYCEMIC HYPEROSMOLAR SYNDROME	<u>E14.0</u>	<i>See also notes and remarks under "DIABETES MELLITUS".</i>
HYPERKALEMIA	E87.5	
HYPERLIPIDEMIA	E78.5	

DISEASES/CONDITIONS NOTE: Please read the DISCLAIMER carefully for guidance.	ICD-10 CODE	REMARKS
HYPERPLASIA		
Benign prostatic hyperplasia (BPH)	N40	
Hyperplasia of endometrium	N85.0	
Proliferative endometrium	N85.0	
HYPERPYREXIA	R50.9	<i>See also notes and remarks under "HEADACHE".</i>
HYPERTENSION (HPN)	I10.9	<i>See also Annex D below for the classification of Hypertension. Additional 4th character is a Philippine modification.</i>
Essential hypertension	I10.9	<i>See also remarks under "HYPERTENSION".</i>
Hypertension, stage 1 (stage I)	I10.0	<i>See also remarks under</i>

DISEASES/CONDITIONS NOTE: Please read the DISCLAIMER carefully for guidance.	ICD-10 CODE	REMARKS
		<i>“HYPER-TENSION”.</i>
Hypertension, stage 2 (stage II)	I10.1	<i>See also remarks under “HYPER-TENSION”.</i>
Hypertensive heart disease	I11.9	<i>See also remarks under “HYPER-TENSION”.</i>
Malignant hypertension	I10.9	<i>See also remarks under “HYPER-TENSION”.</i>
HYPERTHYROIDISM	E05.9	
HYPERTROPHY		
Benign prostatic hypertrophy	N40	
HYPERURICEMIA	E79.0	
HYPOGLYCEMIA	E16.2	
HYPOKALEMIA	E87.6	

DISEASES/CONDITIONS NOTE: Please read the DISCLAIMER carefully for guidance.	ICD-10 CODE	REMARKS
HYPOTENSION	I95.9	
Neurogenic hypotension	G90.3	
ILEITIS	A09.9	<i>Diagnosis is incomplete; specify type of ileitis to complete it .</i> <i>See also notes under "DIARRHEA".</i>
Typhoid ileitis, culture proven	A01.00	<i>Additional 5th character is a Philippine modification.</i>
Typhoid ileitis, clinically proven	A01.01	<i>Additional 5th character is a Philippine modification.</i>
ILEUS	K56.7	
Paralytic ileus	K56.0	
IMBALANCE Note: Signs and symptoms codes R00-R99	R26.8	<i>This code should only be used if no more</i>

DISEASES/CONDITIONS NOTE: Please read the DISCLAIMER carefully for guidance.	ICD-10 CODE	REMARKS
<p><i>should only be used in cases for which no more specific diagnosis can be made even after all the facts bearing on the case have been investigated.</i></p> <p><i>Refer to ICD-10 Vols. 1 & 2 for additional guidelines.</i></p>		<p><i>specific definitive diagnosis is available.</i></p>
<p>Electrolyte imbalance</p>	<p>E87.8</p>	
<p>Electrolyte imbalance following abortion</p>	<p>O08.5</p>	
<p>Neonatal electrolyte imbalance</p>	<p>P74.4</p>	
<p>IMPACTION, IMPACTED</p>		
<p>Colon impaction [Impacted colon]</p>	<p>K56.4</p>	
<p>Fecal impaction</p>	<p>K56.4</p>	
<p>Impacted cerumen</p>	<p>H61.29</p>	<p><i>Laterality is not specified.</i></p> <p><i>Laterality code added.</i></p>
<p>INCONTINENCE</p>	<p>R32</p>	<p><i>See also notes and remarks under "IMBALANCE".</i></p>

DISEASES/CONDITIONS NOTE: Please read the DISCLAIMER carefully for guidance.	ICD-10 CODE	REMARKS
Bowel incontinence	R15	<i>See also notes and remarks under "IMBALANCE".</i>
Fecal incontinence	R15	<i>See also notes and remarks under "IMBALANCE".</i>
Stress incontinence	N39.3	
Urine incontinence	R32	<i>See also notes and remarks under "IMBALANCE".</i>
INDIGESTION	K30	
INFARCTION		
<p>Myocardial infarction (MI)</p> <p>Note: <i>If the duration of the MI is indicated, then a more appropriate code should be used.</i></p> <p><i>Myocardial infarction not otherwise specified, but with a stated duration of 4 weeks or less from onset is coded as acute infarction.</i></p> <p><i>However, myocardial infarction with</i></p>	I21.9	<i>Diagnosis is incomplete; specify type and/or duration of myocardial infarction to complete it.</i>

DISEASES/CONDITIONS NOTE: Please read the DISCLAIMER carefully for guidance.	ICD-10 CODE	REMARKS
<p><i>a stated duration of over 4 weeks from onset is coded as chronic infarction.</i></p> <p><i>For morbidity coding, duration as mentioned in the note above refers to the interval between onset and admission to care. For mortality coding it refers to the interval between onset and death.</i></p> <p><i>Refer to ICD-10 Vols. 1 & 3 for the appropriate code.</i></p>		
<p>Acute myocardial infarction</p>	<p>I21.9</p>	
<p>Acute myocardial infarction, lateral wall</p>	<p>I21.2</p>	
<p>Chronic myocardial infarction</p>	<p>I25.8</p>	
<p>Healed myocardial infarction</p>	<p>I25.2</p>	
<p>Old myocardial infarction</p>	<p>I25.2</p>	
<p>Old myocardial infarction, anterior wall</p>	<p>I25.2</p>	
<p>Subsequent myocardial infarction</p>	<p>I22.9</p>	
<p>Subendocardial infarction</p>	<p>I21.4</p>	
<p>INFECTION</p>		

DISEASES/CONDITIONS NOTE: Please read the DISCLAIMER carefully for guidance.	ICD-10 CODE	REMARKS
Central Nervous System (CNS) infection	G04.9	
Central Nervous System (CNS) infection, viral	A89	
Respiratory infection	J98.8	
Acute Respiratory Infection (ARI)	J22	
Acute lower respiratory infection	J22	
Acute Upper Respiratory Infection (AURI)	J06.9	
Chronic respiratory infection	J98.8	
Lower Respiratory Infection (LRI)	J22	
Upper respiratory infection	J06.9	
Respiratory tract infection	J98.8	
Acute Respiratory Tract Infection (ARTI)	J22	
Acute lower respiratory tract infection	J22	

DISEASES/CONDITIONS NOTE: Please read the DISCLAIMER carefully for guidance.	ICD-10 CODE	REMARKS
Acute upper respiratory tract infection	J06.9	
Chronic respiratory tract infection	J98.8	
Lower Respiratory Tract Infection (LRTI)	J22	
Upper Respiratory Tract Infection (URTI)	J06.9	
Upper Respiratory Tract Infection (URTI), viral	J06.9	
Severe Acute Respiratory Infection (SARI)	J22	
Systemic Viral Infection (SVI)	B34.9	
Urinary Tract Infection (UTI)	N39.0	
INFLUENZA <i>(specific influenza virus is not identified)</i> Note: <i>If the organism that caused influenza is specified, then a more appropriate code should be used.</i>	J11.1	

DISEASES/CONDITIONS NOTE: Please read the DISCLAIMER carefully for guidance.	ICD-10 CODE	REMARKS
Avian influenza [Influenza A H5N1]	J09	
Avian influenza [Influenza A H5N1] with myocarditis	J09† I41.1*	
Avian influenza [Influenza A H5N1] with acute myocarditis	J09† I41.1*	
Avian influenza [Influenza A H5N1] with pneumonia	J09, J18.9<u>9</u>	Additional 5 th character of J18.9 is a Philippine modification.
Avian influenza [Influenza A H5N1] with minimal-risk pneumonia	J09, J18.9<u>0</u>	Additional 5 th character of J18.9 is a Philippine modification.
Avian influenza [Influenza A H5N1] with low-risk pneumonia	J09, J18.9<u>1</u>	Additional 5 th character of J18.9 is a Philippine modification.
Avian influenza [Influenza A H5N1] with moderate-risk pneumonia	J09, J18.9<u>2</u>	Additional 5 th character of J18.9 is a Philippine modification.

DISEASES/CONDITIONS NOTE: Please read the DISCLAIMER carefully for guidance.	ICD-10 CODE	REMARKS
Avian influenza [Influenza A H5N1] with high-risk pneumonia	J09, J18.9<u>3</u>	Additional 5 th character of J18.9 is a Philippine modification.
Avian influenza [Influenza A H5N1] with encephalitis	J09† G05.1*	
Avian influenza [Influenza A H5N1] with myelitis	J09† G05.1*	
Avian influenza [Influenza A H5N1] with encephalomyelitis	J09† G05.1*	
Influenza due to <i>H. Influenzae</i>	A49.2	
<i>Hemophilus influenzae</i> [<i>H. influenzae</i>] infection	A49.2	
<i>Hemophilus influenzae</i> [<i>H. influenzae</i>] meningitis	G00.0	
<i>Hemophilus influenzae</i> [<i>H. influenzae</i>] pneumonia	J14, J18.9<u>9</u>	Additional 5 th character of J18.9 is a Philippine modification.

DISEASES/CONDITIONS NOTE: Please read the DISCLAIMER carefully for guidance.	ICD-10 CODE	REMARKS
<i>Hemophilus influenzae</i> <i>[H. influenzae]</i> pneumonia, minimal risk	J14, J18.9<u>0</u>	Additional 5 th character of J18.9 is a Philippine modification.
<i>Hemophilus influenzae</i> <i>[H. influenzae]</i> pneumonia, low risk	J14, J18.9<u>1</u>	Additional 5 th character of J18.9 is a Philippine modification
<i>Hemophilus influenzae</i> <i>[H. influenzae]</i> pneumonia, moderate risk	J14, J18.9<u>2</u>	Additional 5 th character of J18.9 is a Philippine modification.
<i>Hemophilus influenzae</i> <i>[H. influenzae]</i> pneumonia, high risk	J14, J18.9<u>3</u>	Additional 5 th character of J18.9 is a Philippine modification.
Swine flu [Influenza A H1N1]	J09	
Swine flu [Influenza A H1N1] with myocarditis	J09† I41.1*	
Swine flu [Influenza A H1N1] with acute myocarditis	J09† I41.1*	
Swine flu [Influenza A H1N1] with pneumonia	J09, J18.9<u>9</u>	Additional 5 th character of J18.9 is a Philippine modification.

DISEASES/CONDITIONS NOTE: Please read the DISCLAIMER carefully for guidance.	ICD-10 CODE	REMARKS
Swine flu [Influenza A H1N1] with minimal-risk pneumonia	J09, J18.90	<i>Additional 5th character of J18.9 is a Philippine modification.</i>
Swine flu [Influenza A H1N1] with low-risk pneumonia	J09, J18.91	<i>Additional 5th character of J18.9 is a Philippine modification.</i>
Swine flu [Influenza A H1N1] with moderate-risk pneumonia	J09, J18.92	<i>Additional 5th character of J18.9 is a Philippine modification.</i>
Swine flu [Influenza A H1N1] with high-risk pneumonia	J09, J18.93	<i>Additional 5th character of J18.9 is a Philippine modification.</i>
Swine flu [Influenza A H1N1] with encephalitis	J09† G05.1*	
Swine flu [Influenza A H1N1] with myelitis	J09† G05.1*	
Swine flu [Influenza A H1N1] with encephalomyelitis	J09† G05.1*	
Bronchial influenza (<i>specific influenza virus is not identified</i>)	J11.1	

DISEASES/CONDITIONS NOTE: Please read the DISCLAIMER carefully for guidance.	ICD-10 CODE	REMARKS
Bronchial influenza <i>(specific influenza virus is identified)</i>	J10.1	<i>Except A/H1N1, A/H5N1, and H. influenzae.</i>
Influenza <i>(specific influenza virus is identified)</i>	J10.1	<i>Except A/H1N1, A/H5N1, and H. influenzae.</i>
Influenza with acute upper respiratory infection <i>(specific influenza virus is not identified)</i>	J11.1	
Influenza with acute upper respiratory infection <i>(specific influenza virus is identified)</i>	J10.1	<i>Except A/H1N1, A/H5N1, and H. influenzae.</i>
Influenza with bronchopneumonia <i>(specific influenza virus is not identified)</i>	J11.0	
Influenza with bronchopneumonia <i>(specific influenza virus is identified)</i>	J10.0	<i>Except A/H1N1, A/H5N1, and H. influenzae.</i>
Influenza with encephalitis <i>(specific influenza virus is not identified)</i>	J11.8† G05.1*	

DISEASES/CONDITIONS NOTE: Please read the DISCLAIMER carefully for guidance.	ICD-10 CODE	REMARKS
Influenza with encephalitis <i>(specific influenza virus is identified)</i>	J10.8† G05.1*	<i>Except A/H1N1, A/H5N1, and H. influenzae.</i>
Influenza with encephalomyelitis <i>(specific influenza virus is identified)</i>	J10.8† G05.1*	<i>Except A/H1N1, A/H5N1, and H. influenzae.</i>
Influenza with encephalomyelitis <i>(specific influenza virus is not identified)</i>	J11.8† G05.1*	
Influenza with enteritis <i>(specific influenza virus is not identified)</i>	J11.8	
Influenza with enteritis <i>(specific influenza virus is identified)</i>	J10.8	<i>Except A/H1N1, A/H5N1, and H. influenzae.</i>
Influenza with gastroenteritis <i>(specific influenza virus is not identified)</i>	J11.8	
Influenza with gastroenteritis <i>(specific influenza virus is identified)</i>	J10.8	<i>Except A/H1N1, A/H5N1, and H. influenzae.</i>
Influenza with involvement of gastrointestinal tract <i>(specific influenza virus is not identified)</i>	J11.8	

DISEASES/CONDITIONS NOTE: Please read the DISCLAIMER carefully for guidance.	ICD-10 CODE	REMARKS
Influenza with involvement of gastrointestinal tract <i>(specific influenza virus is identified)</i>	J10.8	<i>Except A/H1N1, A/H5N1, and H. influenzae.</i>
Influenza with laryngitis <i>(specific influenza virus is not identified)</i>	J11.1	
Influenza with laryngitis <i>(specific influenza virus is identified)</i>	J10.1	<i>Except A/H1N1, A/H5N1, and H. influenzae.</i>
Influenza with myelitis <i>(specific influenza virus is not identified)</i>	J11.8† G05.1*	
Influenza with myelitis <i>(specific influenza virus is identified)</i>	J10.8† G05.1*	<i>Except A/H1N1, A/H5N1, and H. influenzae.</i>
Influenza with myocarditis <i>(specific influenza virus is not identified)</i>	J11.8† I41.1*	
Influenza with myocarditis <i>(specific influenza virus is identified)</i>	J10.8† I41.1*	<i>Except A/H1N1, A/H5N1, and H. influenzae.</i>
Influenza with pharyngitis <i>(specific influenza virus is not identified)</i>	J11.1	

DISEASES/CONDITIONS NOTE: Please read the DISCLAIMER carefully for guidance.	ICD-10 CODE	REMARKS
Influenza with pharyngitis <i>(specific influenza virus is identified)</i>	J10.1	<i>Except A/H1N1, A/H5N1, and H. influenzae.</i>
Influenza with pleural effusion <i>(specific influenza virus is not identified)</i>	J11.1	
Influenza with pleural effusion <i>(specific influenza virus is identified)</i>	J10.1	<i>Except A/H1N1, A/H5N1, and H. influenzae.</i>
Influenza with pneumonia <i>(specific influenza virus is not identified)</i>	J11.0, J18.99	<i>Additional 5th character of J18.9 is a Philippine modification.</i>
Influenza with pneumonia <i>(specific influenza virus is identified)</i>	J10.0, J18.99	<i>Except A/H1N1, A/H5N1, and H. influenzae.</i> <i>Additional 5th character of J18.9 is a Philippine modification.</i>
Influenza with minimal-risk pneumonia <i>(specific influenza virus is not identified)</i>	J11.0, J18.90	<i>Additional 5th character of J18.9 is a Philippine modification.</i>

DISEASES/CONDITIONS NOTE: Please read the DISCLAIMER carefully for guidance.	ICD-10 CODE	REMARKS
Influenza with minimal-risk pneumonia <i>(specific influenza virus is identified)</i>	J10.0, J18.9<u>0</u>	<i>Except A/H1N1, A/H5N1, and H. influenzae.</i> <i>Additional 5th character of J18.9 is a Philippine modification.</i>
Influenza with low-risk pneumonia <i>(specific influenza virus is not identified)</i>	J11.0, J18.9<u>1</u>	<i>Additional 5th character of J18.9 is a Philippine modification.</i>
Influenza with low-risk pneumonia <i>(specific influenza virus is identified)</i>	J10.0, J18.9<u>1</u>	<i>Except A/H1N1, A/H5N1, and H. influenzae.</i> <i>Additional 5th character of J18.9 is a Philippine modification.</i>
Influenza with moderate-risk pneumonia <i>(specific influenza virus is not identified)</i>	J11.0, J18.9<u>2</u>	<i>Additional 5th character of J18.9 is a Philippine modification.</i>
Influenza with moderate-risk pneumonia <i>(specific influenza virus is identified)</i>	J10.0, J18.9<u>2</u>	<i>Except A/H1N1, A/H5N1, and H. influenzae.</i> <i>Additional 5th character of</i>

DISEASES/CONDITIONS NOTE: Please read the DISCLAIMER carefully for guidance.	ICD-10 CODE	REMARKS
		J18.9 is a <i>Philippine modification.</i>
Influenza with high-risk pneumonia <i>(specific influenza virus is not identified)</i>	J11.0, J18.9<u>3</u>	Additional 5 th character of J18.9 is a <i>Philippine modification.</i>
Influenza with high-risk pneumonia <i>(specific influenza virus is identified)</i>	J10.0, J18.9<u>3</u>	<i>Except A/H1N1, A/H5N1, and H. influenzae.</i> Additional 5 th character of J18.9 is a <i>Philippine modification.</i>
Influenza with upper respiratory Infection <i>(specific influenza virus is not identified)</i>	J11.1	
Influenza with upper respiratory Infection <i>(specific influenza virus is identified)</i>	J10.1	<i>Except A/H1N1, A/H5N1, and H. influenzae.</i>

DISEASES/CONDITIONS NOTE: Please read the DISCLAIMER carefully for guidance.	ICD-10 CODE	REMARKS
Influenzal gastroenteritis <i>(specific influenza virus is identified)</i>	J10.8	<i>Except A/H1N1, A/H5N1, and H. influenzae.</i>
Influenza-like disease	J11.1	
Influenza-like illness	J11.1	
Viral influenza <i>(specific influenza virus is not identified)</i>	J11.1	
Viral influenza <i>(specific influenza virus is identified)</i>	J10.1	<i>Except A/H1N1, A/H5N1, and H. influenzae.</i>
<p>INJURY</p> <p>Note: <i>If the type and site of injury is specified, then a more appropriate code should be used.</i></p> <p><i>For injury due to external cause, additional code from V01-Y98 is needed to indicate external cause for morbidity coding.</i></p> <p><i>For mortality coding T14.9 should never be used as underlying cause code; it should only be used as additional code.</i></p> <p><i>Refer to ICD-10 Vols. 1, 2 and 3 for</i></p>	T14.9	<i>Diagnosis is incomplete; specify type, site and external cause of injury to complete it.</i> <i>External cause code should be added.</i>

DISEASES/CONDITIONS NOTE: Please read the DISCLAIMER carefully for guidance.	ICD-10 CODE	REMARKS
<p><i>the appropriate code and additional guidelines.</i></p> <p><i>For injury affecting sites with laterality, additional laterality code should be used. See also note on “Laterality Code” at the beginning of Table 1.</i></p>		
Acute Kidney Injury (AKI)	N17.9	
Brain injury with open intracranial wound	S06.91	<p><i>External cause code should be added.</i></p> <p><i>See also notes under “INJURY”.</i></p>
Brain injury without open intracranial wound	S06.90	<p><i>External cause code should be added.</i></p> <p><i>See also notes under “INJURY”.</i></p>
Head injury	S09.9	<p><i>External cause code should be added.</i></p> <p><i>See also notes under “INJURY”.</i></p>
Multiple injuries	T07	<p><i>External cause code should be added.</i></p>

DISEASES/CONDITIONS NOTE: Please read the DISCLAIMER carefully for guidance.	ICD-10 CODE	REMARKS
Note: Refer to ICD-10 Vol. 2 for additional guidelines.		See also notes under "INJURY".
INSUFFICIENCY		
Acute coronary insufficiency	I24.8	
Subacute coronary insufficiency	I24.8	
Vertebro-basilar insufficiency	G45.0	
JAUNDICE	R17	This code should only be used if no more specific definitive diagnosis is available.
Note: Signs and symptoms codes R00-R99 should only be used in cases for which no more specific diagnosis can be made even after all the facts bearing on the case have been investigated. Refer to ICD-10 Vols. 1 & 2 for additional guidelines.		
KETOACIDOSIS	E87.2	
Diabetic Ketoacidosis (DKA) Note: If the type of diabetes is specified, then a more appropriate code from E10-E13 should be used .	<u>E14.1</u>	Diagnosis is incomplete; specify the type of diabetes to complete it.

DISEASES/CONDITIONS NOTE: Please read the DISCLAIMER carefully for guidance.	ICD-10 CODE	REMARKS
<i>Refer to categories below for the appropriate code.</i>		
Insulin dependent diabetic ketoacidosis	E10.1	
Non-insulin dependent diabetic ketoacidosis	E11.1	
Type 1 Diabetic ketoacidosis	E10.1	
Type 2 Diabetic ketoacidosis	E11.1	
KOCH'S DISEASE	A16.9	
KOCH'S INFECTION	A16.9	
LABOR		
False labor (less than 37 weeks gestation)	O47.0	
False labor (greater than or equal to 37 weeks gestation)	O47.1	
Preterm labor without delivery	O60.0	

DISEASES/CONDITIONS NOTE: Please read the DISCLAIMER carefully for guidance.	ICD-10 CODE	REMARKS
Preterm labor with delivery	O60.1	<i>Method and outcome of delivery codes should be added.</i>
Preterm labor with preterm delivery	O60.1	<i>Method and outcome of delivery codes should be added.</i>
Preterm spontaneous labor with preterm delivery by cesarean section	O60.1	<i>Method and outcome of delivery codes should be added.</i>
Preterm labor with term delivery	O60.2	<i>Method and outcome of delivery codes should be added.</i>
Preterm spontaneous labor with term delivery by cesarean section	O60.2	<i>Method and outcome of delivery codes should be added.</i>
LARYNGITIS Note: <i>If the infectious agent is specified, then a code from B95-B97 should be added.</i> <i>Refer to ICD-10 Vols. 1 & 3 for the</i>	J04.0	<i>Diagnosis is incomplete; specify the type and infectious agent causing laryngitis to complete it.</i>

DISEASES/CONDITIONS NOTE: Please read the DISCLAIMER carefully for guidance.	ICD-10 CODE	REMARKS
<i>appropriate code.</i>		
Acute laryngitis	J04.0	<i>Diagnosis is incomplete; specify the type and infectious agent causing laryngitis to complete it.</i> <i>See also notes under "LARYNGITIS".</i>
Chronic laryngitis	J37.0	<i>Diagnosis is incomplete; specify the type and infectious agent causing laryngitis to complete it.</i> <i>See also notes under "LARYNGITIS".</i>
LEPROSY	A30.9	
Lepromatous leprosy	A30.5	
Macular leprosy	A30.9	
Tuberculoid leprosy	A30.1	

DISEASES/CONDITIONS NOTE: Please read the DISCLAIMER carefully for guidance.	ICD-10 CODE	REMARKS
LEUKEMIA	C95.9, M9800/3	
Acute lymphocytic leukemia	C91.0, M9820/3	
Acute myelocytic leukemia	C92.0, M9875/3	
Acute myelogenous leukemia	C92.0, M9875/3	
Acute myelomonocytic leukemia	C92.5, M9867/3	
Acute monocytic leukemia	C93.0, M9891/3	
Chronic myelomonocytic leukemia	C93.1, M9945/3	
Chronic myelogenous leukemia (CML)	C92.1, M9875/3	
Lymphatic leukemia	C91.9, M9820/3	
Lymphosarcoma cell leukemia	C91.9, M9820/3	

DISEASES/CONDITIONS NOTE: Please read the DISCLAIMER carefully for guidance.	ICD-10 CODE	REMARKS
Monocytic leukemia	C93.9, M9891/3	
Myeloid leukemia	C92.9, M9860/3	
LIGATION		
Bilateral Tubal Ligation (BTL)	Z30.2	
LIPOMA	D17.9, M8850/0	
LOSS OF APPETITE Note: <i>Signs and symptoms codes R00-R99 should only be used in cases for which no more specific diagnosis can be made even after all the facts bearing on the case have been investigated.</i> <i>Refer to ICD-10 Vols. 1 & 2 for additional guidelines.</i>	R63.0	<i>This code should only be used if no more specific definitive diagnosis is available.</i>
LUMBAGO Note: <i>If the site is specified, then a more appropriate 5th character site code should be used.</i>	M54.59	<i>Diagnosis is incomplete; specify the site of lumbago to complete it.</i>

DISEASES/CONDITIONS NOTE: Please read the DISCLAIMER carefully for guidance.	ICD-10 CODE	REMARKS
<p><i>Refer to ICD-10 Vol. 1 for the appropriate site code.</i></p> <p><i>For lumbago affecting sites with laterality, additional laterality code should be used. See also note on “Laterality Code” at the beginning of Table 1.</i></p>		<p><i>Laterality is not specified.</i></p> <p><i>Laterality code added.</i></p>
LUPUS		
Systemic Lupus Erythematosus (SLE)	M32.9	
Systemic Lupus Erythematosus (SLE) with lung involvement	M32.1† J99.1*	
Systemic Lupus Erythematosus (SLE) with renal tubulo-interstitial disease	M32.1† N16.4*	
LYMPHOMA	C85.9, M9590/3	
Follicular lymphoma	C82.9, M9690/3	
Malignant lymphoma	C85.9, M9590/3	

DISEASES/CONDITIONS NOTE: Please read the DISCLAIMER carefully for guidance.	ICD-10 CODE	REMARKS
Nodular lymphoma	C82.9, M9690/3	
Non-Hodgkin lymphoma	C85.9, M9591/3	
LYMPHOSARCOMA	C85.9, M9590/3	
Follicular lymphosarcoma	C82.9, M9690/3	
Mixed cell type follicular lymphosarcoma	C82.9, M9690/3	
Nodular lymphosarcoma	C82.9, M9690/3	
MALARIA Note: <i>If there is complication associated with malaria and/or parasitological confirmation is specified, then a more appropriate code should be used.</i> <i>Refer to the other codes on malaria below or the ICD-10 Vols. 1 & 3 for the appropriate code.</i>	B54	<i>This code should only be used for clinically diagnosed malaria without parasitological confirmation.</i>

DISEASES/CONDITIONS NOTE: Please read the DISCLAIMER carefully for guidance.	ICD-10 CODE	REMARKS
Cerebral malaria	B50.0+ G94.8*	
<i>Plasmodium falciparum</i> malaria, without complication	B50.9	
<i>Plasmodium falciparum</i> malaria, with cerebral complications	B50.0+ G94.8*	
<i>Plasmodium vivax</i> malaria, without complication	B51.9	
<i>Plasmodium vivax</i> malaria, with rupture of spleen	B51.0	
<i>Plasmodium malariae</i> malaria, without complication	B52.9	
<i>Plasmodium malariae</i> malaria, with nephropathy	B52.0	
Severe <i>Plasmodium falciparum</i> malaria	B50.8	
<i>Plasmodium vivax</i> malaria with ruptured spleen	B51.0+ D77*	
MALIGNANCY Note: For malignancy affecting sites with laterality, additional laterality code should be used. See also note on		<i>Diagnosis is incomplete; specify the site, cell type and behavior of malignancy to</i>

DISEASES/CONDITIONS NOTE: Please read the DISCLAIMER carefully for guidance.	ICD-10 CODE	REMARKS
<i>“Laterality Code” at the beginning of Table 1.</i>		<i>complete it.</i> <i>See also notes and remarks under “CANCER”.</i>
Colonic malignancy Note: <i>If the specific part of the colon is indicated, a more specific site code should be used instead of C18.9.</i> <i>Refer to ICD-10 Vols. 1 & 3 for the appropriate site code.</i>	C18.9, M8000/3	<i>See also notes and remarks under “MALIGNANCY”.</i>
Gastric malignancy Note: <i>If the specific part of the stomach is indicated, a more specific site code should be assigned instead of C16.9.</i> <i>Refer to ICD-10 Vols. 1 & 3 for the appropriate site code.</i>	C16.9, M8000/3	<i>See also notes and remarks under “MALIGNANCY”.</i>
Liver malignancy	C22.9, M8000/3	<i>See also notes and remarks under “MALIGNANCY”.</i>
MALNUTRITION	E46	
1st degree malnutrition	E44.1	
2nd degree malnutrition	E44.0	

DISEASES/CONDITIONS NOTE: Please read the DISCLAIMER carefully for guidance.	ICD-10 CODE	REMARKS
3 rd degree malnutrition	E43	
Mild malnutrition	E44.1	
Moderate malnutrition	E44.0	
Severe malnutrition	E43	
Protein-energy (calorie) malnutrition	E46	
Mild protein-energy (calorie) malnutrition	E44.1	
Moderate protein-energy (calorie) malnutrition	E44.0	
Severe protein-energy (calorie)malnutrition	E43	
MASS		<i>Diagnosis is incomplete; specify the site, of the mass to complete it.</i>
Abdominal mass Note: <i>Signs and symptoms codes R00-R99 should only be used in cases for which no more specific diagnosis can be made even after all the facts bearing on the case</i>	R19.0	<i>This code should only be used if no more specific definitive diagnosis is available.</i>

DISEASES/CONDITIONS NOTE: Please read the DISCLAIMER carefully for guidance.	ICD-10 CODE	REMARKS
<p><i>have been investigated.</i></p> <p><i>Refer to ICD-10 Vols. 1 & 2 for additional guidelines.</i></p>		
Breast mass	N63	
Liver mass (Non-specific abnormal findings on diagnostic imaging)	R93.2	<i>See also notes and remarks under "Abdominal mass".</i>
Liver mass (without diagnostic imaging)	K76.9	
Lung mass (Non-specific abnormal findings on diagnostic imaging)	R91	<i>See also notes and remarks under "Abdominal mass".</i>
Nasopharyngeal mass	J39.2	
Nasopharyngeal cystic mass	J39.2	
Orbital mass	H05.99	<i>Laterality is not specified.</i> <i>Laterality code added.</i>
MEASLES	B05.9	

DISEASES/CONDITIONS NOTE: Please read the DISCLAIMER carefully for guidance.	ICD-10 CODE	REMARKS
German measles [Rubella]	B06.9	
Measles with bronchopneumonia	B05.2+ J17.1*	
Measles with pneumonia	B05.2+ J17.1*	
Postmeasles pneumonia	B05.2+ J17.1*	
Postmeasles bronchopneumonia	B05.2+ J17.1*	
MELANOMA, MALIGNANT, SKIN	C43.9, M8720/3	
MENINGITIS	G03.9	
Bacterial meningitis	G00.9	
Hemophilus meningitis	G00.0	

DISEASES/CONDITIONS NOTE: Please read the DISCLAIMER carefully for guidance.	ICD-10 CODE	REMARKS
Meningitis due to <i>Haemophilus influenzae</i>	G00.0	
Tuberculous meningitis	A17.0† G01*	
Viral meningitis	A87.9	
<p>MENINGIOMA</p> <p>Note: <i>The coders need to determine the behavior of the meningioma such as malignant primary, malignant secondary (metastatic), in situ, benign, or uncertain (unknown) for the appropriate behavior and site codes.</i></p> <p><i>Refer to ICD-10 Vol. 1 for additional specific coding guidelines.</i></p> <p><i>For meningioma affecting sites with laterality, additional laterality code should be used. See also note on “Laterality Code” at the beginning of Table 1.</i></p>	D32.9, M9530/0	<i>Diagnosis is incomplete; specify site and behavior of meningioma to complete it.</i>
Sphenoorbital meningioma	D32.0 M9530/0	
MENINGOCOCCEMIA	A39.4	

DISEASES/CONDITIONS NOTE: Please read the DISCLAIMER carefully for guidance.	ICD-10 CODE	REMARKS
MIDDLE EAST RESPIRATORY SYNDROME CORONA VIRUS (MersCoV)	J12.8, B97.2	<i>These codes should be used for confirmed MersCoV .</i>
Observation for MersCoV Note: <i>The 5th character code "0" is added to indicate MersCoV.</i>	Z03.80, Z20.80	<i>These are the codes to be used for observation for MersCoV suspect who had contact or exposure with the disease but, after observation and examination turned out to be negative.</i> <i>Additional 5th characters are Philippine modifications.</i>
Screening for MersCoV	Z11.5	<i>This code should be used for MersCoV screening for employment or other purposes, but without contact with or exposure to the disease.</i>
MIGRAINE	G43.9	

DISEASES/CONDITIONS NOTE: Please read the DISCLAIMER carefully for guidance.	ICD-10 CODE	REMARKS
Classical migraine	G43.1	
Common migraine	G43.0	
Menstrual migraine	N94.3	
Ophthalmoplegic migraine (retinal)	G43.8	
MUMPS	B26.9	
Mumps orchitis	B26.0+ N51.1*	
Mumps meningitis	B26.1+ G02.0*	
Mumps encephalitis	B26.2+ G05.1*	
MYASTHENIA GRAVIS	G70.0	
MYELOMA	C90.0, M9732/3	
Multiple myeloma	C90.0, M9732/3	

DISEASES/CONDITIONS NOTE: Please read the DISCLAIMER carefully for guidance.	ICD-10 CODE	REMARKS
MYELOMATA	C90.0, M9732/3	
Multiple myelomata	C90.0, M9732/3	
MYOCARDITIS	I51.4	
MYOMA UTERI [LEIOMYOMA]	D25.9, M8890/0	
MYOMATA, UTERINE	D25.9, M8890/0	
NARROWING, RECTAL	K62.4	
NASOPHARYNGITIS		
Acute nasopharyngitis	J00	
NAUSEA Note: Signs and symptoms codes R00-R99 should only be used in cases for	R11	<i>This code should only be used if no more specific</i>

DISEASES/CONDITIONS NOTE: Please read the DISCLAIMER carefully for guidance.	ICD-10 CODE	REMARKS
<p><i>which no more specific diagnosis can be made even after all the facts bearing on the case have been investigated.</i></p> <p><i>Refer to ICD-10 Vols. 1 & 2 for additional guidelines.</i></p>		<p><i>definitive diagnosis is available.</i></p>
NECROSIS	R02	<p><i>See also notes and remarks under "NAUSEA".</i></p>
Liver necrosis	K72.9	
NEPHRITIS	N05.9	
Lupus nephritis	M32.1† N08.5*	
NEPHROLITHIASIS	N20.0	
NEPHROPATHY	N28.9	
Diabetes mellitus nephropathy Note: <i>If the type of diabetes is specified, then a more appropriate code from E10-E13 should be used .</i>	E14.2† N08.3*	<p><i>Diagnosis is incomplete; specify type of diabetes to complete it.</i></p>

DISEASES/CONDITIONS NOTE: Please read the DISCLAIMER carefully for guidance.	ICD-10 CODE	REMARKS
<i>Refer to ICD-10 Vols. 1 & 3 for the appropriate code.</i>		
IgA Nephropathy	N02.8	
NEURODERMATITIS	L28.0	
NEUROPATHY	G62.9	
Autonomic neuropathy	G90.9	
Peripheral neuropathy	G62.9	
<p>NEW GROWTH [NEOPLASM]</p> <p>Note: <i>The coders need to determine the behavior of the new growth such as malignant primary, malignant secondary (metastatic), in situ, benign, or uncertain (unknown) for the appropriate behavior code. The behavior code will determine the site code.</i></p> <p><i>Refer to ICD-10 Vol. 1 for additional specific coding guidelines.</i></p> <p><i>For new growth affecting sites with laterality, additional laterality code</i></p>	D48.9, M8000/1	<i>Diagnosis is incomplete; specify the site, cell type and behavior of new growth to complete it.</i>

DISEASES/CONDITIONS NOTE: Please read the DISCLAIMER carefully for guidance.	ICD-10 CODE	REMARKS
<i>should be used. See also note on “Laterality Code” at the beginning of Table 1.</i>		
Ovarian new growth [Ovarian neoplasm]	D39.1, M8000/1	<i>See also notes under “NEW GROWTH [NEOPLASM]”.</i>
Ovarian new growth, malignant [Ovarian neoplasm, malignant]	C56, M8000/3	<i>See also notes under “NEW GROWTH [NEOPLASM]”.</i>
NODULES		
Thyroid nodules	E04.1	
Thyroid nodules with hyperthyroidism	E05.2	
Toxic thyroid nodules	E05.2	
NOSEBLEED	R04.0	<i>See also notes and remarks under “NAUSEA”.</i>
OBESITY	E66.9	
OBSTRUCTION		

DISEASES/CONDITIONS NOTE: Please read the DISCLAIMER carefully for guidance.	ICD-10 CODE	REMARKS
Intestinal obstruction	K56.6	
Renal obstruction	N13.8	
OLIGURIA Note: <i>Signs and symptoms codes R00-R99 should only be used in cases for which no more specific diagnosis can be made even after all the facts bearing on the case have been investigated.</i> <i>Refer to ICD-10 Vols. 1 & 2 for additional guidelines.</i>	R34	<i>This code should only be used if no more specific definitive diagnosis is available.</i>
ORCHITIS	N45.9	
ORTHOPNEA	R06.0	<i>See also notes and remarks under "OLIGURIA".</i>
OSTEOARTHRITIS Note: <i>If the site is specified, then a more appropriate 5th character site code should be used.</i> <i>Refer to ICD-10 Vol. 1 for the</i>	M19.99	<i>Diagnosis is incomplete; specify the site and other modifiers of osteoarthritis to complete it.</i>

DISEASES/CONDITIONS NOTE: Please read the DISCLAIMER carefully for guidance.	ICD-10 CODE	REMARKS
<p><i>appropriate site code.</i></p> <p><i>For osteoarthritis affecting sites with laterality, additional laterality code should be used. See also note on “Laterality Code” at the beginning of Table 1.</i></p>		
<p>OSTEOPOROSIS</p> <p>Note: <i>If the site is specified, then a more appropriate 5th character site code should be used.</i></p> <p><i>Refer to ICD-10 Vol. 1 for the appropriate site code.</i></p> <p><i>For osteoporosis affecting sites with laterality, additional laterality code should be used. See also note on “Laterality Code” at the beginning of Table 1.</i></p>	<p>M81.99</p>	<p><i>Diagnosis is incomplete; specify the site and other modifiers of osteoporosis to complete it.</i></p> <p><i>Laterality is not specified.</i></p> <p><i>Laterality code added.</i></p>
<p>Senile osteoporosis</p>	<p>M81.89</p>	<p><i>See also note and remarks under “OSTEOPOROSIS”.</i></p>
<p>OTITIS</p> <p>Note: <i>If there is an associated perforated tympanic membrane, then code from the H72 subcategories should be added.</i></p>	<p>H66.99</p>	<p><i>Diagnosis is incomplete; specify the site and other modifiers of otitis to complete it.</i></p>

DISEASES/CONDITIONS NOTE: Please read the DISCLAIMER carefully for guidance.	ICD-10 CODE	REMARKS
<i>See also note on “Laterality Code” at the beginning of Table 1.</i>		<i>Laterality is not specified.</i> <i>Laterality code added.</i>
Acute otitis media	H66.9<u>9</u>	<i>Laterality is not specified.</i> <i>Laterality code added.</i> <i>See also notes under “OTITIS”.</i>
Acute otitis media, left	H66.9<u>0</u>	<i>Laterality code added.</i> <i>See also notes under “OTITIS”.</i>
Acute otitis media, right	H66.9<u>1</u>	<i>Laterality code added.</i> <i>See also notes under “OTITIS”.</i>
Acute otitis media, bilateral	H66.9<u>2</u>	<i>Laterality code added.</i> <i>See also notes under “OTITIS”.</i>
Chronic otitis media	H66.9<u>9</u>	<i>Laterality is not specified.</i> <i>Laterality code added.</i> <i>See also notes</i>

DISEASES/CONDITIONS NOTE: Please read the DISCLAIMER carefully for guidance.	ICD-10 CODE	REMARKS
		<i>under "OTITIS".</i>
Chronic otitis media, left	H66.90 <u> </u>	<i>Laterality code added.</i> <i>See also notes under "OTITIS".</i>
Chronic otitis media, right	H66.91 <u> </u>	<i>Laterality code added.</i> <i>See also notes under "OTITIS".</i>
Chronic otitis media, bilateral	H66.92 <u> </u>	<i>Laterality code added.</i> <i>See also notes under "OTITIS".</i>
Otitis externa	H60.99 <u> </u>	<i>Laterality is not specified.</i> <i>Laterality code added.</i> <i>See also notes under "OTITIS".</i>
Otitis externa, left	H60.90 <u> </u>	<i>Laterality code added.</i> <i>See also notes under "OTITIS".</i>
Otitis externa, right	H60.91 <u> </u>	<i>Laterality code added.</i> <i>See also notes</i>

DISEASES/CONDITIONS NOTE: Please read the DISCLAIMER carefully for guidance.	ICD-10 CODE	REMARKS
		<i>under "OTITIS".</i>
Otitis externa, bilateral	H60.92	<i>Laterality code added.</i> <i>See also notes under "OTITIS".</i>
Otitis interna	H83.09	<i>Laterality is not specified.</i> <i>Laterality code added.</i> <i>See also notes under "OTITIS".</i>
Otitis interna, left	H83.00	<i>Laterality code added.</i> <i>See also notes under "OTITIS".</i>
Otitis interna, right	H83.01	<i>Laterality code added.</i> <i>See also notes under "OTITIS".</i>
Otitis interna, bilateral	H83.02	<i>Laterality code added.</i> <i>See also notes under "OTITIS".</i>
Otitis media	H66.99	<i>Laterality is not specified.</i>

DISEASES/CONDITIONS NOTE: Please read the DISCLAIMER carefully for guidance.	ICD-10 CODE	REMARKS
		<i>Laterality code added.</i> <i>See also notes under "OTITIS".</i>
Otitis media, left	H66.90	<i>Laterality code added.</i> <i>See also notes under "OTITIS".</i>
Otitis media, right	H66.91	<i>Laterality code added.</i> <i>See also notes under "OTITIS".</i>
Otitis media, bilateral	H66.92	<i>Laterality code added.</i> <i>See also notes under "OTITIS".</i>
PAIN Note: <i>Signs and symptoms codes R00-R99 should only be used in cases for which no more specific diagnosis can be made even after all the facts bearing on the case have been investigated.</i> <i>Refer to ICD-10 Vols. 1 & 2 for additional guidelines.</i>	R52.9	<i>This code should only be used if no more specific definitive diagnosis is available.</i>

DISEASES/CONDITIONS NOTE: Please read the DISCLAIMER carefully for guidance.	ICD-10 CODE	REMARKS
Abdominal pain	R10.4	<i>See also notes and remarks under "PAIN".</i>
Anterior chest wall pain	R07.3	<i>See also notes and remarks under "PAIN".</i>
<p>Arm pain</p> <p>Note: <i>If the site is specified, then a more appropriate 5th character site code should be used.</i></p> <p><i>Refer to ICD-10 Vol. 1 for the appropriate site code.</i></p> <p><i>For arm pain affecting sites with laterality, additional laterality code should be used. See also note on "Laterality Code" at the beginning of Table 1.</i></p>	M79.69	<i>Diagnosis is incomplete; specify the site of the arm to complete it.</i>
Upper arm pain	M79.629	<i>Laterality is not specified.</i> <i>Laterality code added.</i>
<p>Back pain</p> <p>Note: <i>If the site is specified, then a more appropriate 5th character site code should be used.</i></p> <p><i>Refer to ICD-10 Vol. 1 for the appropriate site code.</i></p>	M54.99	<i>Diagnosis is incomplete; specify the site and other modifiers of back pain to complete it.</i>

DISEASES/CONDITIONS NOTE: Please read the DISCLAIMER carefully for guidance.	ICD-10 CODE	REMARKS
<i>For back pain affecting sites with laterality, additional laterality code should be used. See also note on “Laterality Code” at the beginning of Table 1.</i>		
<p>Low back pain</p>	<p>M54.59</p>	<p>See also notes and remarks under “Back pain”.</p>
<p>Bladder pain</p>	<p>R39.8</p>	<p>See also notes and remarks under “PAIN”.</p>
<p>Bone pain</p> <p>Note: <i>If the site is specified, then a more appropriate 5th character site code should be used.</i></p> <p><i>Refer to ICD-10 Vol. 1 for the appropriate site code.</i></p> <p><i>For bone pain affecting sites with laterality, additional laterality code should be used. See also note on “Laterality Code” at the beginning of Table 1.</i></p>	<p>M89.89</p>	<p><i>Diagnosis is incomplete; specify the site and other modifiers of bone pain to complete it.</i></p>
<p>Chest pain</p>	<p>R07.4</p>	<p>See also notes and remarks under “PAIN”.</p>
<p>Colon pain</p>	<p>R10.4</p>	<p>See also notes and remarks under “PAIN”.</p>

DISEASES/CONDITIONS NOTE: Please read the DISCLAIMER carefully for guidance.	ICD-10 CODE	REMARKS
Facial pain	R51	<i>See also notes and remarks under "PAIN".</i>
Forearm pain Note: <i>See also note on "Laterality Code" at the beginning of Table 1.</i>	M79.639 <u>9</u>	<i>Laterality is not specified.</i> <i>Laterality code added.</i>
Forearm pain, left	M79.630 <u>0</u>	<i>Laterality code added.</i> <i>See also notes under "Forearm pain".</i>
Forearm pain, right	M79.631 <u>1</u>	<i>Laterality code added.</i> <i>See also notes under "Forearm pain".</i>
Forearm pain, bilateral	M79.632 <u>2</u>	<i>Laterality code added.</i> <i>See also notes under "Forearm pain".</i>
Generalized pain	R52.9	<i>See also notes and remarks under "PAIN".</i>
Head pain	R51	<i>See also notes and remarks under "PAIN".</i>

DISEASES/CONDITIONS NOTE: Please read the DISCLAIMER carefully for guidance.	ICD-10 CODE	REMARKS
Jaw pain	K10.8	
Jaw pain Note: <i>If the site is specified, then a more appropriate 5th character site code should be used.</i> <i>Refer to ICD-10 Vol. 1 for the appropriate site code.</i> <i>For joint pain affecting sites with laterality, additional laterality code should be used. See also note on “Laterality Code” at the beginning of Table 1.</i>	M25.59 <u> </u>	<i>Diagnosis is incomplete; specify the site and other modifiers of joint pain to complete it.</i>
Leg pain Note: <i>See also note on “Laterality Code” at the beginning of Table 1.</i>	M79.669 <u> </u>	<i>Laterality is not specified.</i> <i>Laterality code added.</i>
Leg pain, left	M79.660 <u> </u>	<i>See also notes under “Leg pain”.</i> <i>Laterality code added.</i>
Leg pain, right	M79.661 <u> </u>	<i>See also notes under “Leg pain”.</i> <i>Laterality code added.</i>

DISEASES/CONDITIONS NOTE: Please read the DISCLAIMER carefully for guidance.	ICD-10 CODE	REMARKS
<p>Leg pain, bilateral</p>	<p>M79.662</p>	<p><i>See also notes under “Leg pain”.</i></p> <p><i>Laterality code added.</i></p>
<p>Muscle pain</p>	<p>M79.19</p>	<p><i>See also notes under “Back pain”.</i></p>
<p>Nerve pain</p>	<p>M79.29</p>	<p><i>See also notes under “Back pain”.</i></p>
<p>Rectal pain</p>	<p>K62.8</p>	
<p>Sciatic pain</p> <p>Note: <i>If the site is specified, then a more appropriate 5th character site code should be used.</i></p> <p><i>Refer to ICD-10 Vol. 1 for the appropriate site code.</i></p> <p><i>For sciatic pain affecting sites with laterality, additional laterality code should be used. See also note on “Laterality Code” at the beginning of Table 1.</i></p>	<p>M54.39</p>	<p><i>Diagnosis is incomplete; specify the site and other modifiers of sciatic pain to complete it.</i></p> <p><i>Laterality is not specified.</i></p> <p><i>Laterality code added.</i></p>
<p>Stomach pain</p>	<p>R10.1</p>	<p><i>See also notes and remarks under “PAIN”.</i></p>

DISEASES/CONDITIONS NOTE: Please read the DISCLAIMER carefully for guidance.	ICD-10 CODE	REMARKS
Throat pain	R07.0	<i>See also notes and remarks under "PAIN".</i>
Tooth pain	K08.8	
Upper arm pain	M79.629	<i>Laterality is not specified.</i> <i>Laterality code added.</i>
PALPITATIONS	R00.2	<i>See also notes and remarks under "PAIN".</i>
PARAPLEGIA	G82.2	
PARASITISM	B89	
Intestinal parasitism	B82.9	
PARKINSON DISEASE	G20	
Parkinson disease due to encephalitis	G21.3	

DISEASES/CONDITIONS NOTE: Please read the DISCLAIMER carefully for guidance.	ICD-10 CODE	REMARKS
<p>Parkinson disease due to drugs (except neuroleptic drugs)</p> <p>Note: <i>If the drug is specified, then additional code from X40-X49, X60-X84, Y40-Y59 should be used to indicate the external cause.</i></p> <p><i>See also note on “Laterality Code” at the beginning of Table 1.</i></p>	G21.1	<i>Diagnosis is incomplete; specify the name of drug causing Parkinson disease to complete it.</i>
<p>Parkinson disease due to neuroleptic drugs</p>	G21.0	<i>See also notes and remarks under “Parkinson disease due to drugs”.</i>
PARKINSONISM		
<p>Parkinsonism due to encephalitis</p>	G21.3	
<p>Parkinsonism due to drugs (except neuroleptic drugs)</p> <p>Note: <i>If the drug is specified, then additional code from X40-X49, X60-X84, Y40-Y59 should be used to indicate the external cause.</i></p> <p><i>See also note on “Laterality Code” at the beginning of Table 1.</i></p>	G21.1	<i>Diagnosis is incomplete; specify the name of drug causing parkinsonism to complete it.</i>

DISEASES/CONDITIONS NOTE: Please read the DISCLAIMER carefully for guidance.	ICD-10 CODE	REMARKS
Parkinsonism due to neuroleptic drugs	G21.0	<i>See also notes and remarks under "Parkinsonism due to drugs".</i>
PAROTITIS	K11.2	
Epidemic parotitis	B26.9	
Infectious parotitis	B26.9	
Parotitis, surgical	K91.8	
Post operative parotitis	K91.8	
PELVIC INFLAMMATORY DISEASE (PID)	N73.9	
Acute pelvic inflammatory disease	N73.0	
Chronic pelvic inflammatory disease	N73.1	
Pelvic inflammatory disease complicating pregnancy	O23.5	
Pelvic inflammatory disease following abortion	O08.0	

DISEASES/CONDITIONS NOTE: Please read the DISCLAIMER carefully for guidance.	ICD-10 CODE	REMARKS
Tuberculous pelvic inflammatory disease	A18.1† N74.1*	
PHARYNGITIS	J02.9	
Acute pharyngitis	J02.9	
Chronic pharyngitis	J31.2	
Viral pharyngitis	J02.8	
Pharyngitis with influenza (specific influenza virus is not identified)	J11.1	
Pharyngitis with influenza (specific influenza virus is identified)	J10.1	<i>Except A/H1N1, A/H5N1, and H. influenzae.</i>
PHYSICAL EXAMINATION	Z00.0	<i>See also note under "Health, Check-up".</i>
PLEURAL EFFUSION	J90	
PLEURISY	R09.1	<i>See also notes and remarks</i>

DISEASES/CONDITIONS NOTE: Please read the DISCLAIMER carefully for guidance.	ICD-10 CODE	REMARKS
		<i>under "PAIN".</i>
Tuberculous pleurisy, sputum confirmed	A15.6	<i>The same code should be used for tuberculous pleurisy confirmed by other bacteriological and histological means.</i>
Tuberculous pleurisy	A16.5	<i>This code should be used for tuberculous pleurisy without mention of bacteriological or histological confirmation.</i>
PNEUMOCYSTOSIS	B59+ J17.3*	
PNEUMONIA Note: <i>If the organism is identified, a more specific code should be considered.</i> <i>Refer to ICD-10 Vols. 1 & 3 for the appropriate code.</i>	J18.99	<i>Additional 5th character is a Philippine modification.</i>

DISEASES/CONDITIONS NOTE: Please read the DISCLAIMER carefully for guidance.	ICD-10 CODE	REMARKS
<p>Aspiration pneumonia</p> <p>Note: <i>If the cause (ie. food, oils, essences, etc.) is indicated, a more specific code should be assigned instead of J69.0.</i></p> <p><i>Moreover, a code from Y40-Y59 should be added to indicate the external cause.</i></p> <p><i>Refer to ICD-10 Vols. 1 & 3 for the appropriate code.</i></p>	<p>J69.0</p>	
<p>Community Acquired Pneumonia (CAP), organism is not specified</p>		<p><i>Diagnosis is incomplete; specify the type of risk and age of the patient to complete it.</i></p>
<p>Adult low-risk Community Acquired Pneumonia (CAP), organism is not specified</p>	<p>J18.91</p>	<p><i>Adult includes above 19 y.o.</i></p> <p><i>Additional 5th character is a Philippine modification.</i></p>
<p>Adult moderate-risk Community Acquired Pneumonia (CAP), organism is not specified</p>	<p>J18.92</p>	<p><i>Adult includes above 19 y.o.</i></p> <p><i>Additional 5th character is a Philippine modification.</i></p>

DISEASES/CONDITIONS NOTE: Please read the DISCLAIMER carefully for guidance.	ICD-10 CODE	REMARKS
Adult high-risk Community Acquired Pneumonia (CAP), organism is not specified	J18.93 <u>3</u>	<i>Adult includes above 19 y.o.</i> <i>Additional 5th character is a Philippine modification.</i>
Pedia Community Acquired Pneumonia A (PCAP A) – minimal risk, organism is not specified	J18.90 <u>0</u>	<i>Pedia includes 19 y.o. and below.</i> <i>Additional 5th character is a Philippine modification.</i>
Pedia Community Acquired Pneumonia B (PCAP B)– low risk, organism is not specified	J18.91 <u>1</u>	<i>Pedia includes 19 y.o. and below.</i> <i>Additional 5th character is a Philippine modification.</i>
Pedia Community Acquired Pneumonia C (PCAP C)– moderate risk, organism is not specified	J18.92 <u>2</u>	<i>Pedia includes 19 y.o. and below.</i> <i>Additional 5th character is a Philippine modification.</i>

DISEASES/CONDITIONS NOTE: Please read the DISCLAIMER carefully for guidance.	ICD-10 CODE	REMARKS
Pedia Community Acquired Pneumonia D (PCAP D)– high risk, organism is not specified	J18.93	<i>Pedia includes 19 y.o. and below.</i> <i>Additional 5th character is a Philippine modification.</i>
Health care associated pneumonia	J18.99, Y95	<i>Additional 5th character is a Philippine modification.</i>
Hospital acquired pneumonia	J18.99, Y95	<i>Additional 5th character is a Philippine modification.</i>
Hypostatic pneumonia	J18.2	
Nosocomial pneumonia	J18.99, Y95	<i>Additional 5th character is a Philippine modification.</i>
Pneumonia with pleural effusion	J18.99† J91*	<i>Additional 5th character is a Philippine modification.</i>
Post measles pneumonia	B05.2† J17.1*	
Radiation pneumonia	J70.0	

DISEASES/CONDITIONS NOTE: Please read the DISCLAIMER carefully for guidance.	ICD-10 CODE	REMARKS
Streptococcal lobar pneumonia	J15.4	
Streptococcal (<i>Streptococcal pneumoniae</i>) lobar pneumonia	J13	
Streptococcal (<i>Streptococcus Group B</i>) lobar pneumonia	J15.3	
Tuberculous pneumonia	A16.2	
Tuberculous pneumonia, confirmed by sputum microscopy with or without culture	A15.0	
Tuberculous pneumonia, sputum negative	A16.0	
Tuberculous pneumonia, sputum examination not done	A16.1	
PNEUMONITIS	J18.99 <u>9</u>	<i>Additional 5th character is a Philippine modification.</i>
Acute pneumonitis	J18.99 <u>9</u>	<i>Additional 5th character is a Philippine modification.</i>

DISEASES/CONDITIONS NOTE: Please read the DISCLAIMER carefully for guidance.	ICD-10 CODE	REMARKS
PNEUMOTHORAX	J93.9	
Pneumothorax of fetus	P25.1	
Pneumothorax of newborn	P25.1	
Spontaneous pneumothorax	J93.1	
<p>Traumatic pneumothorax without open wound into thoracic cavity</p> <p>Note: <i>Additional code from V01-Y98 is needed to indicate external cause of dislocation for morbidity coding.</i></p> <p><i>For mortality coding S27.00 should never be used as underlying cause code; it may only be included as additional code.</i></p> <p><i>Refer to ICD-10 Vols. 1 & 3 for the appropriate code and Vol. 2 for additional guidelines.</i></p>	S27.00	<i>External cause code should be added.</i>
<p>Traumatic pneumothorax with open wound into thoracic cavity</p> <p>Note: <i>Additional code from V01-Y98 is needed to indicate external cause of dislocation for morbidity coding.</i></p> <p><i>For mortality coding S27.01 should never be used as underlying cause code; it may only be included as additional code.</i></p>	S27.01	<i>External cause code should be added.</i>

DISEASES/CONDITIONS NOTE: Please read the DISCLAIMER carefully for guidance.	ICD-10 CODE	REMARKS
<i>Refer to ICD-10 Vols. 1 & 3 for the appropriate code and Vol. 2 for additional guidelines.</i>		
<p>POISONING</p> <p>Note: <i>Both the nature and circumstance of poisoning should be coded.</i></p> <p><i>For morbidity coding, the poisoning code is assigned as the primary code and the external cause code from X40-X49 as additional code.</i></p> <p><i>For mortality coding, the poisoning code T65.9 should never be used as underlying cause code, it should only be included as an additional code .</i></p> <p><i>Moreover, for the external cause, if the place of occurrence and the activity are specified, more appropriate 4th and 5th character codes should be used.</i></p> <p><i>Refer to ICD-10 Vol. 1 for the appropriate place of occurrence and activity codes.</i></p>	<p>T65.9 X49.99</p>	<p><i>Diagnosis is incomplete; specify the cause or circumstance of poisoning to complete it.</i></p>
<p>Arsenic poisoning, accidental</p>	<p>T57.0 X48.99</p>	<p><i>See also notes under "POISONING".</i></p>
<p>Arsenic poisoning, intentional self harm</p>	<p>T57.0 X68.99</p>	<p><i>See also notes under "POISONING".</i></p>

DISEASES/CONDITIONS NOTE: Please read the DISCLAIMER carefully for guidance.	ICD-10 CODE	REMARKS
Ciguatera fish poisoning, accidental	T61.0, X49.99	<i>See also notes under "POISONING".</i>
Cyanide poisoning, accidental	T65.0 X49.99	<i>See also notes under "POISONING".</i>
Cyanide poisoning, intentional self harm	T65.0 X69.99	<i>See also notes under "POISONING".</i>
Fish poisoning, accidental	T61.2 X49.99	<i>See also notes under "POISONING".</i>
Food poisoning, accidental	T62.9 X49.99	<i>See also notes under "POISONING".</i>
Hydrogen sulfide poisoning, accidental	T59.6 X47.99	<i>See also notes under "POISONING".</i>
Hydrogen sulfide poisoning, intentional self harm	T59.6 X67.99	<i>See also notes under "POISONING".</i>
Lead poisoning, accidental	T56.0 X49.99	<i>See also notes under "POISONING".</i>
Lead poisoning, intentional self harm	T56.0 X69.99	<i>See also notes under "POISONING".</i>

DISEASES/CONDITIONS NOTE: Please read the DISCLAIMER carefully for guidance.	ICD-10 CODE	REMARKS
Mercury poisoning, accidental	T56.1 X49.99	<i>See also notes under "POISONING".</i>
Mercury poisoning, intentional self harm	T56.1 X69.99	<i>See also notes under "POISONING".</i>
Mussels poisoning, accidental	T61.2 X49.99	<i>See also notes under "POISONING".</i>
Organophosphate poisoning, accidental	T60.0 X48.99	<i>See also notes under "POISONING".</i>
Organophosphate poisoning, intentional self harm	T60.0 X68.99	<i>See also notes under "POISONING".</i>
Seafood poisoning, accidental	T61.9 X49.99	<i>See also notes under "POISONING".</i>
Shellfish poisoning, accidental	T61.2 X49.99	<i>See also notes under "POISONING".</i>
Watusi poisoning, accidental	T65.8, T57.8, T57.1, T65.3 X49.99	<i>See also notes under "POISONING".</i>

DISEASES/CONDITIONS NOTE: Please read the DISCLAIMER carefully for guidance.	ICD-10 CODE	REMARKS
Watusi Poisoning, intentional self harm	T65.8, T57.8, T57.1, T65.3 X69.99	<i>See also notes under "POISONING".</i>
POLIOMYELITIS	A80.9	
Acute poliomyelitis	A80.9	
Congenital poliomyelitis	P35.8	
Nonparalytic poliomyelitis	A80.4	
Paralytic poliomyelitis	A80.3	
Poliomyelitis with paralysis	A80.3	
Spinal poliomyelitis	A80.9	
Vaccine associated paralytic poliomyelitis (VAPP)	A80.0	
POLYP		<i>Diagnosis is incomplete; specify the type of polyp to complete it.</i>
Endocervical polyp	N84.1	

DISEASES/CONDITIONS NOTE: Please read the DISCLAIMER carefully for guidance.	ICD-10 CODE	REMARKS
POLYPOSIS		<i>Diagnosis is incomplete; specify the type of polyposis to complete it.</i>
Nasal polyposis	J33.9	
POLYURIA	R35	<i>See also notes and remarks under "PAIN".</i>
Psychogenic polyuria	F45.3	
PREGNANCY Note: <i>For conditions complicating pregnancy or aggravated by the pregnant state, priority of coding should be given to the pregnant state and the code/s for the specific condition/s should be used as supplemental code/s if necessary.</i> <i>Refer to ICD-10 Vols. 1 & 3 for the appropriate code/ and Vol. 2 for additional guidelines.</i>		
PRIMARY COMPLEX	A16.7	
PROCIDENTIA UTERI	N81.3	

DISEASES/CONDITIONS NOTE: Please read the DISCLAIMER carefully for guidance.	ICD-10 CODE	REMARKS
PROLAPSE		<i>Diagnosis is incomplete; specify the site and other modifiers of prolapse to complete it.</i>
Mitral valve prolapse	I34.1	
Prolapse of uterus	N81.4	
Prolapse of uterus, 1 st degree	N81.2	
Prolapse of uterus, 2nd degree	N81.2	
Prolapse of uterus, 3 rd degree	N81.3	
PSYCHOSIS	F29	
Typhoid psychosis, culture proven	A01.00	<i>Additional 5th character is a Philippine modification.</i>
Typhoid psychosis, clinically proven	A01.01	<i>Additional 5th character is a Philippine modification.</i>
PTERYGIUM	H11.09	<i>Laterality is not specified.</i>

DISEASES/CONDITIONS NOTE: Please read the DISCLAIMER carefully for guidance.	ICD-10 CODE	REMARKS
		<i>Laterality code added.</i>
PURPURA	D69.2	
Eosinophilic purpura	D69.2	
Idiopathic Thrombocytopenic Purpura (ITP)	D69.3	
Acute idiopathic thrombocytopenic purpura	D69.3	
Chronic idiopathic thrombocytopenic purpura	D69.3	
PYELONEPHRITIS	N12	
Acute pyelonephritis	N10	
Chronic pyelonephritis	N11.9	
Pyelonephritis with calculus	N20.9	
Pyelonephritis with calculus and hydronephrosis	N13.2	
Pyelonephritis complicating pregnancy	O23.0	

DISEASES/CONDITIONS NOTE: Please read the DISCLAIMER carefully for guidance.	ICD-10 CODE	REMARKS
PYREXIA	R50.9	<i>See also notes and remarks under "PAIN".</i>
QUADRIPLEGIA, LATE EFFECT	G82.5	
RABIES	A82.9	
Sylvatic rabies	A82.0	
Urban rabies	A82.1	
REACTION		
<p>Hypersensitivity reaction</p> <p>Note: <i>If the type of hypersensitivity reaction is specified, then a more appropriate code should be used.</i></p> <p><i>Moreover, a code from Y40-Y59 should be added to indicate the external cause.</i></p> <p><i>For mortality coding, the code T14.1 should never be used as underlying cause code, it should only be included as an additional code .</i></p>	T78.4	<p><i>Diagnosis is incomplete; specify the external cause and other modifiers of allergy to complete it.</i></p> <p><i>Code for the external cause should be added.</i></p>

DISEASES/CONDITIONS NOTE: Please read the DISCLAIMER carefully for guidance.	ICD-10 CODE	REMARKS
<i>Refer to ICD-10 Vols. 1 & 3 for the appropriate code.</i>		
<p>Abnormal reaction to tuberculin test [Abnormal Result of Mantoux Test]</p> <p>Note: <i>Signs and symptoms codes R00-R99 should only be used in cases for which no more specific diagnosis can be made even after all the facts bearing on the case have been investigated.</i></p> <p><i>Refer to ICD-10 Vols. 1 & 2 for additional guidelines.</i></p>	R76.1	<i>This code should only be used if no more specific definitive diagnosis is available.</i>
Blood transfusion reaction	T80.9, Y84.8	
Depressive reaction	F32.9	
Brief depressive reaction	F32.9	
Prolonged depressive reaction	F33.9	
Grief reaction	F43.2	
REFLUX		
Esophageal reflux disease	K21.9	

DISEASES/CONDITIONS NOTE: Please read the DISCLAIMER carefully for guidance.	ICD-10 CODE	REMARKS
Esophageal reflux disease with esophagitis	K21.0	
Esophageal reflux disease without esophagitis	K21.9	
Gastroesophageal Reflux Disease (GERD)	K21.9	
Gastroesophageal Reflux Disease (GERD) with esophagitis	K21.0	
Gastroesophageal Reflux Disease (GERD) without esophagitis	K21.9	
Laryngopharyngeal reflux disease	K21.9	
Laryngopharyngeal reflux disease with esophagitis	K21.0	
Laryngopharyngeal reflux without esophagitis	K21.9	
RETENTION		
Psychogenic urine retention	F45.3	
Urine retention	R33	<i>This code should only be</i>

DISEASES/CONDITIONS NOTE: Please read the DISCLAIMER carefully for guidance.	ICD-10 CODE	REMARKS
<p>Note: <i>Signs and symptoms codes R00-R99 should only be used in cases for which no more specific diagnosis can be made even after all the facts bearing on the case have been investigated.</i></p> <p><i>Refer to ICD-10 Vols. 1 & 2 for additional guidelines.</i></p>		<i>used if no more specific definitive diagnosis is available.</i>
RETICULOSARCOMA	C83.3, M9591/3	
RHEUMATISM Note: <i>If the site is specified, then a more appropriate 5th character site code should be used.</i> <i>Refer to ICD-10 Vol. 1 for the appropriate site code.</i> <i>For rheumatism affecting sites with laterality, additional laterality code should be used. See also note on “Laterality Code” at the beginning of Table 1.</i>	M79.099	<i>Diagnosis is incomplete; specify the site and other modifiers of rheumatism to complete it.</i> <i>Laterality is not specified.</i> <i>Laterality code added.</i>
RHINITIS	J31.0	
Allergic rhinitis	J30.4	

DISEASES/CONDITIONS NOTE: Please read the DISCLAIMER carefully for guidance.	ICD-10 CODE	REMARKS
Allergic rhinitis with asthma	J45.0	
RUBELLA	B06.9	
SALMONELLOSIS	A02.0	
SARCOMA Note: <i>If the site and type of sarcoma are specified, then a more appropriate site and morphology codes should be used.</i> <i>Refer to ICD-10 Vols. 1 & 3 for the appropriate site, morphology and behavior codes.</i> <i>For sarcoma affecting sites with laterality, additional laterality code should be used. See also note on “Laterality Code” at the beginning of Table 1.</i>	C49.9, M8800/3	<i>Diagnosis is incomplete; specify the site of the sarcoma to complete it.</i>
Kaposi sarcoma	C46.9, M9140/3	<i>See also notes and remarks under “SARCOMA”.</i>
Kaposi sarcoma, connective tissue	C46.1, M9140/3	<i>See also notes under “SARCOMA”.</i>

DISEASES/CONDITIONS NOTE: Please read the DISCLAIMER carefully for guidance.	ICD-10 CODE	REMARKS
Kaposi sarcoma, lymph nodes	C46.3, M9140/3	<i>See also notes under "SARCOMA".</i>
Kaposi sarcoma, skin	C46.0, M9140/3	<i>See also notes under "SARCOMA".</i>
SARCOMA, SECONDARY	C79.9, M8800/6	<i>See also notes and remarks under "SARCOMA".</i>
SARCOMATOSIS Note: <i>The site and behavior codes may vary for sarcomatosis of specified site.</i> <i>Refer to ICD-10 Vols. 1 & 3 for the appropriate site and behavior codes.</i> <i>For sarcomatosis affecting sites with laterality, additional laterality code should be used. See also note on "Laterality Code" at the beginning of Table 1.</i>	C79.9, M8800/6	<i>Diagnosis is incomplete; specify the site of the sarcomatosis to complete it.</i>
SCAR	L90.5	
SCHISTOSOMIASIS	B65.9	

DISEASES/CONDITIONS NOTE: Please read the DISCLAIMER carefully for guidance.	ICD-10 CODE	REMARKS
<p>SCIATICA</p> <p>Note: <i>If the site is specified, then a more appropriate 5th character site code should be used.</i></p> <p><i>Refer to ICD-10 Vol. 1 for the appropriate site code.</i></p> <p><i>For sciatica affecting sites with laterality, additional laterality code should be used. See also note on “Laterality Code” at the beginning of Table 1.</i></p>	<p>M54.399</p>	<p><i>Diagnosis is incomplete; specify the site and other modifiers of sciatica to complete it .</i></p> <p><i>Laterality is not specified.</i></p> <p><i>Laterality code added.</i></p>
<p>Sciatica with lumbago</p>	<p>M54.499</p>	<p><i>See also notes under “SCIATICA”.</i></p>
<p>SCLEROSIS</p>		
<p>Brain sclerosis</p>	<p>G37.9</p>	
<p>Cardiac sclerosis</p>	<p>I25.1</p>	
<p>Multiple sclerosis</p>	<p>G35</p>	
<p>Spinal sclerosis</p>	<p>G95.8</p>	
<p>SCREENING</p>		

DISEASES/CONDITIONS NOTE: Please read the DISCLAIMER carefully for guidance.	ICD-10 CODE	REMARKS
Newborn Screening	Z00.1, 4660	<i>PhilHealth RVS code "4660" for for newborn screening under case rate is added.</i>
SEIZURES Note: <i>Signs and symptoms codes R00-R99 should only be used in cases for which no more specific diagnosis can be made even after all the facts bearing on the case have been investigated.</i> <i>Refer to ICD-10 Vols. 1 & 2 for additional guidelines.</i>	R56.8	<i>This code should only be used if no more specific definitive diagnosis is available.</i>
Post stroke seizures	R56.8 I69.4	
Seizures, newborn	P90	
SEPSIS Note: <i>For a more specified type of sepsis, a more appropriate code should be used.</i> <i>Refer to ICD-10 Vols. 1 & 3 for the appropriate code.</i>	A41.9	

DISEASES/CONDITIONS NOTE: Please read the DISCLAIMER carefully for guidance.	ICD-10 CODE	REMARKS
Postpartum sepsis	O85	
Sepsis neonatorum	P36.9	
SEPTICEMIA	A41.9	
Postpartum septicemia	O85	
Septicemia, newborn	P36.9	
SHORTNESS OF BREATH Note: <i>Signs and symptoms codes R00-R99 should only be used in cases for which no more specific diagnosis can be made even after all the facts bearing on the case have been investigated.</i> <i>Refer to ICD-10 Vols. 1 & 2 for additional guidelines.</i>	R06.0	<i>This code should only be used if no more specific definitive diagnosis is available.</i>
SINUSITIS	J32.9	
Acute frontal sinusitis	J01.1	
Acute sinusitis	J01.9	
Allergic sinusitis	J30.4	

DISEASES/CONDITIONS NOTE: Please read the DISCLAIMER carefully for guidance.	ICD-10 CODE	REMARKS
SPHEROCYTOSIS	D58.0	
Hereditary spherocytosis	D58.0	
STAB WOUND Note: <i>If the site of stab wound is specified, then a more appropriate code should be used.</i> <i>Additional code from V01-Y98 is needed to indicate external cause for morbidity coding.</i> <i>For mortality coding T14.1 should never be used as underlying cause code; it should only be used as an additional code.</i> <i>Refer to ICD-10 Vols. 1 & 3 for the appropriate code.</i> <i>For stab wound affecting sites with laterality, additional laterality code should be used. See also note on "Laterality Code" at the beginning of Table 1.</i>	T14.1	<i>Diagnosis is incomplete; specify the site and external cause of stab wound to complete it.</i> <i>Code for the external cause should be added.</i>
STEATOHEPATITIS, NON ALCOHOLIC	K75.8	

DISEASES/CONDITIONS NOTE: Please read the DISCLAIMER carefully for guidance.	ICD-10 CODE	REMARKS
Nonalcoholic Steatohepatitis (NASH)	K75.8	
STROKE	I64	
SYNDROME		
Acute HIV infection syndrome	B23.0	
Acquired immune deficiency syndrome (AIDS) Note: <i>If there are resulting conditions specified, then a more appropriate code should be used,</i> <i>Refer to ICD-10 Vols. 1 & 3 for the appropriate code and Vol. 2 for additional guidelines.</i>	B24	
AIDS with infection Note: <i>If the infection is specified, then a more appropriate code should be used.</i> <i>Refer to ICD-10 Vols. 1 & 3 for the appropriate code and Vol.2 for additional guidelines.</i>	B20.9	<i>Diagnosis is incomplete; specify the infection to complete it.</i>
AIDS-related complex (ARC)	B24	

DISEASES/CONDITIONS NOTE: Please read the DISCLAIMER carefully for guidance.	ICD-10 CODE	REMARKS
<p>AIDS resulting in Burkitt lymphoma</p> <p>Note: <i>If the Burkitt lymphoma is specified, then additional code should be used.</i></p> <p><i>Refer to ICD-10 Vols. 1 & 3 for the appropriate code and Vol.2 for additional guidelines.</i></p>	<p>B21.1</p>	<p><i>Burkitt lymphoma is not otherwise specified.</i></p>
<p>AIDS resulting in candidiasis</p> <p>Note: <i>If the candidiasis is specified, then additional code should be used.</i></p> <p><i>Refer to ICD-10 Vols.1 & 3 for the appropriate code and Vol. 2 for additional guidelines.</i></p>	<p>B20.4</p>	<p><i>Candidiasis is not otherwise specified.</i></p>
<p>AIDS resulting in cytomegaloviral disease</p> <p>Note: <i>If the cytomegaloviral disease is specified, then additional code should be used.</i></p> <p><i>Refer to ICD-10 Vols. 1 & 3 for the appropriate code and Vol. 2 for additional guidelines.</i></p>	<p>B20.2</p>	<p><i>Diagnosis is incomplete; specify the cytomegaloviral disease to complete it.</i></p>
<p>AIDS resulting in encephalopathy</p>	<p>B22.0</p>	<p><i>Encephalopathy is not otherwise</i></p>

DISEASES/CONDITIONS NOTE: Please read the DISCLAIMER carefully for guidance.	ICD-10 CODE	REMARKS
<p>Note: <i>If the encephalopathy is specified, then additional code should be used.</i></p> <p><i>Refer to ICD-10 Vols. 1 & 3 for the appropriate code and Vol. 2 for additional guidelines.</i></p>		<i>specified.</i>
<p>AIDS resulting in generalized lymphadenopathy</p>	<p>B23.1</p>	
<p>AIDS resulting in Kaposi sarcoma</p> <p>Note: <i>If the site of the Kaposi sarcoma is specified, then additional should be used.</i></p> <p><i>Refer to ICD-10 Vols. 1 & 3 for the appropriate code and Vol. 2 for additional guidelines.</i></p>	<p>B21.0</p>	<p><i>Kaposi sarcoma is not otherwise specified.</i></p>
<p>AIDS resulting in lymphoid–interstitial pneumonitis</p>	<p>B22.1</p>	
<p>AIDS resulting in malignant neoplasm</p> <p>Note: <i>If the malignant neoplasm is</i></p>	<p>B21.9</p>	<p><i>Diagnosis is incomplete; specify the malignant neoplasm to</i></p>

DISEASES/CONDITIONS NOTE: Please read the DISCLAIMER carefully for guidance.	ICD-10 CODE	REMARKS
<p><i>specified, then additional code should be used.</i></p> <p><i>Refer to ICD-10 Vols.1 & 3 for the appropriate code and Vol. 2 for additional guidelines.</i></p>		<p><i>complete it .</i></p>
<p>AIDS resulting in multiple diseases</p> <p>Note: <i>If the resulting diseases are specified, then additional codes should be used to indicate the specific diseases that resulted from AIDS.</i></p> <p><i>Refer to ICD-10 Vols.1 & 3 for the appropriate code and Vol. 2 for additional guidelines.</i></p>	<p>B22.7</p>	<p><i>Diagnosis is incomplete; specify the resulting diseases to complete it.</i></p>
<p>AIDS resulting in multiple infections</p> <p>Note: <i>If the resulting infections are specified, then additional codes should be used to indicate the specific infections that resulted from AIDS.</i></p> <p><i>Refer to ICD-10 Vols. 1 & 3 for the appropriate code and guidelines. Vol.2 for additional</i></p>	<p>B20.7</p>	<p><i>Diagnosis is incomplete; specify the infections to complete it.</i></p>
<p>AIDS resulting in multiple malignant neoplasms</p>	<p>B21.7</p>	<p><i>Diagnosis is incomplete; specify the</i></p>

DISEASES/CONDITIONS NOTE: Please read the DISCLAIMER carefully for guidance.	ICD-10 CODE	REMARKS
<p>Note: <i>If the resulting malignant neoplasms are specified, then additional codes should be used to indicate the specific malignant neoplasms that resulted from AIDS.</i></p> <p><i>Refer to ICD-10 Vols. 1 & 3 for the appropriate code and Vol. 2 for additional guidelines.</i></p>		<i>malignant neoplasms to complete it.</i>
<p>AIDS resulting in mycobacterial infection</p> <p>Note: <i>If the mycobacterial infection is specified, then additional code should be used.</i></p> <p><i>Refer to ICD-10 Vols. 1 & 3 for the appropriate code and Vol. 2 for additional guidelines.</i></p>	B20.0	<i>Diagnosis is incomplete; specify the mycobacterial infection to complete it.</i>
<p>AIDS resulting in <i>Pneumocystis carinii</i> pneumonia</p>	B20.6	
<p>AIDS resulting in <i>Pneumocystis jirovecii</i> pneumonia</p>	B20.6	
<p>AIDS resulting in tuberculosis</p> <p>Note: <i>If the tuberculosis is</i></p>	B20.0	<i>Diagnosis is incomplete; specify the site and method of</i>

DISEASES/CONDITIONS NOTE: Please read the DISCLAIMER carefully for guidance.	ICD-10 CODE	REMARKS
<p><i>specified, then additional code should be used.</i></p> <p><i>Refer to ICD-10 Vols. 1 & 3 for the appropriate code and Vol.2 for additional guidelines.</i></p>		<p><i>confirmation of tuberculosis to complete it.</i></p>
<p>AIDS resulting in wasting syndrome</p>	<p>B22.2</p>	
<p>Carpal tunnel syndrome</p>	<p>G56.0</p>	
<p>Hyperglycemic hyperosmolar syndrome</p>	<p><u>E14.0</u></p>	<p><i>See also notes and remarks under "DIABETES MELLITUS".</i></p>
<p>Hypereosinophilic syndrome</p>	<p>D72.1</p>	
<p>Irritable Bowel Syndrome (IBS)</p>	<p>K58.9</p>	
<p>Myelodysplastic syndrome</p>	<p>D46.9,</p>	
<p>Myofascial pain syndrome</p> <p>Note: <i>If the site is specified, then a more appropriate 5th character site code should be used.</i></p> <p><i>Refer to ICD-10 Vol.1 for the appropriate site code.</i></p> <p><i>For myofascial pain syndrome affecting sites with laterality, additional laterality code should be</i></p>	<p><u>M79.19</u></p>	<p><i>Diagnosis is incomplete; specify the site and other modifiers of myofascial pain syndrome to complete it.</i></p>

DISEASES/CONDITIONS NOTE: Please read the DISCLAIMER carefully for guidance.	ICD-10 CODE	REMARKS
<i>used. See also note on “Laterality Code” at the beginning of Table 1.</i>		
Nephrotic syndrome	N04.9	
Respiratory distress syndrome, child	P22.0	
Respiratory distress syndrome, adult	J80	
Severe Acute Respiratory Syndrome (SARS)	U04.9	
Sudden Infant Death Syndrome (SIDS)	R95	
<p>TACHYCARDIA</p> <p>Note: <i>Signs and symptoms codes R00-R99 should only be used in cases for which no more specific diagnosis can be made even after all the facts bearing on the case have been investigated.</i></p> <p><i>Refer to ICD-10 Vols. 1 & 2 for additional guidelines.</i></p>	R00.0	<i>This code should only be used if no more specific definitive diagnosis is available.</i>
Paroxysmal tachycardia	I47.9	

DISEASES/CONDITIONS NOTE: Please read the DISCLAIMER carefully for guidance.	ICD-10 CODE	REMARKS
TETANUS	A35	
Tetanus neonatorum	A33	
Obstetrical tetanus	A34	
THYROID STORM	E05.5	
TONSILLITIS	J03.9	
Acute tonsillitis	J03.9	
Chronic tonsillitis	J35.0	
Septic tonsillitis	J03.9	
TONSILLOPHARYNGITIS	J06.8	
Acute tonsillopharyngitis	J06.8	
TOXICOSIS	R68.8	
TRANSIENT ISCHEMIC ATTACK (TIA)	G45.9	

DISEASES/CONDITIONS NOTE: Please read the DISCLAIMER carefully for guidance.	ICD-10 CODE	REMARKS
<p>TUBERCULOSIS (TB)</p> <p>Note: <i>Per Annex A , the New Classification of TB cases, the location of lesion and the DSSM result are considered in making the diagnosis. Moreover, for coding purposes, the method of confirmation should also be considered.</i></p> <p><i>Refer to ICD-10 Vols.1 & 3 or the codes below for the appropriate code and Vol. 2 for additional guidelines.</i></p>		
Acute miliary tuberculosis	A19.2	
Acute miliary tuberculosis of multiple sites	A19.1	
Acute miliary tuberculosis of a single specified site	A19.0	
Childhood type (first infection) pulmonary tuberculosis, <i>confirmed bacteriologically and histologically</i>	A15.7	
Childhood type (first infection) pulmonary tuberculosis, <i>confirmed bacteriologically</i>	A15.7	

DISEASES/CONDITIONS NOTE: Please read the DISCLAIMER carefully for guidance.	ICD-10 CODE	REMARKS
Childhood type (first infection) pulmonary tuberculosis, <i>confirmed histologically</i>	A15.7	
Childhood type (first infection) pulmonary tuberculosis	A16.7	
Chronic miliary tuberculosis	A19.8	
Congenital tuberculosis	P37.0	
Contact with tuberculosis	Z20.1	
Exposure to tuberculosis	Z20.1	
Extra pulmonary TB Note: <i>Extrapulmonary TB includes TB of organs other the lungs, such as: pleura, lymph nodes, genito-urinary tract, skin, joints and bones, meninges, intestines, peritoneum and pericardium, etc.</i> <i>Code/s to be used will depend on the site of lesion and/or method of confirmation. Applicable codes are: A15.4 – A15.6, A15.8, A16.3 – A16.6, A16.8, A17– A19.</i>		<i>Diagnosis is incomplete; specify site of lesion or TB to complete it.</i>
Family history of tuberculosis	Z83.1	

DISEASES/CONDITIONS NOTE: Please read the DISCLAIMER carefully for guidance.	ICD-10 CODE	REMARKS
<p>Late effect of tuberculous meningitis</p> <p>Note: <i>If the current condition that resulted from the healed or treated tuberculous meningitis is specified, then B90.0-B90.9 should only be an additional code. The code for the current condition should be assigned as the primary code.</i></p> <p><i>However, for mortality coding the late effect code from B90.0-B90.9 should be used as the underlying cause code.</i></p>	<p>B90.0</p>	<p><i>Other terms used to indicate late effect are old, healed, treated, or sequelae.</i></p>
<p>Late effect of genitourinary tuberculosis</p>	<p>B90.1</p>	<p><i>See also notes and remarks under “Late effect of tuberculous meningitis”.</i></p>
<p>Late effect of respiratory tuberculosis</p>	<p>B90.9</p>	<p><i>See also notes and remarks under “Late effect of tuberculous meningitis”.</i></p>
<p>Late effect of tuberculosis</p>	<p>B90.9</p>	<p><i>See also notes and remarks under “Late effect of tuberculous meningitis”.</i></p>

DISEASES/CONDITIONS NOTE: Please read the DISCLAIMER carefully for guidance.	ICD-10 CODE	REMARKS
Late effect of tuberculosis of bones	B90.2	<i>See also notes and remarks under “Late effect of tuberculous meningitis”.</i>
Late effect of tuberculosis of joints	B90.2	<i>See also notes and remarks under “Late effect of tuberculous meningitis”.</i>
Late effect of tuberculosis of bones and joints	B90.2	<i>See also notes and remarks under “Late effect of tuberculous meningitis”.</i>
Late effect of pulmonary tuberculosis	B90.9	<i>See also notes and remarks under “Late effect of tuberculous meningitis”.</i>
MDRTB (without culture sensitivity)	A16.1, U84.3	<i>See also notes under “TUBERCULOSIS”.</i> <i>Code U84.3 is added to indicate resistance to tuberculostatic drug/s.</i>

DISEASES/CONDITIONS NOTE: Please read the DISCLAIMER carefully for guidance.	ICD-10 CODE	REMARKS
MDRTB (without mention of culture sensitivity)	A16.2, U84.3	<p><i>See also notes under "TUBERCULOSIS".</i></p> <p><i>Code U84.3 is added to indicate resistance to tuberculostatic drug/s.</i></p>
MDRTB confirmed by culture	A15.1, U84.3	<p><i>See also notes under "TUBERCULOSIS".</i></p> <p><i>Code U84.3 is added to indicate resistance to tuberculostatic drug/s.</i></p>
MDRTB confirmed by sputum and culture	A15.0, U84.3	<p><i>See also notes under "TUBERCULOSIS".</i></p> <p><i>Code U84.3 is added to indicate resistance to tuberculostatic drug/s.</i></p>
Mediastinal tuberculosis <i>confirmed bacteriologically and histologically</i>	A15.8	

DISEASES/CONDITIONS NOTE: Please read the DISCLAIMER carefully for guidance.	ICD-10 CODE	REMARKS
Mediastinal tuberculosis <i>confirmed bacteriologically</i>	A15.8	
Mediastinal tuberculosis <i>confirmed histologically</i>	A15.8	
Mediastinal tuberculosis, <i>without mention of bacteriological and histological confirmation</i>	A16.8	
Meningeal tuberculoma	A17.1+ G07*	
Miliary tuberculosis	A19.9	
Nasopharyngeal tuberculosis <i>confirmed bacteriologically and histologically</i>	A15.8	
Nasopharyngeal tuberculosis <i>confirmed bacteriologically</i>	A15.8	
Nasopharyngeal tuberculosis <i>confirmed histologically</i>	A15.8	
Nasopharyngeal tuberculosis, <i>without mention of bacteriological and histological confirmation</i>	A16.8	
Observation for suspected tuberculosis	Z03.0	

DISEASES/CONDITIONS NOTE: Please read the DISCLAIMER carefully for guidance.	ICD-10 CODE	REMARKS
Personal history of tuberculosis	Z86.1	
Pneumoconiosis associated with tuberculosis Note: <i>If the site and method of confirmation of tuberculosis is specified, then additional code from A15-A19 should be used.</i>	J65	<i>See also notes under "TUBERCULOSIS".</i>
Primary respiratory tuberculosis, <i>without mention of bacteriological and histological confirmation</i>	A16.7	
Primary respiratory tuberculosis, <i>confirmed bacteriologically and histologically</i>	A15.7	
Primary respiratory tuberculosis, <i>confirmed bacteriologically</i>	A15.7	
Primary respiratory tuberculosis, <i>confirmed histologically</i>	A15.7	
Primary tuberculosis of intrathoracic lymph nodes, <i>confirmed bacteriologically and histologically</i>	A15.7	

DISEASES/CONDITIONS NOTE: Please read the DISCLAIMER carefully for guidance.	ICD-10 CODE	REMARKS
Primary tuberculosis of intrathoracic lymph nodes, <i>confirmed bacteriologically</i>	A15.7	
Primary tuberculosis of intrathoracic lymph nodes, <i>confirmed histologically</i>	A15.7	
Primary tuberculosis of intrathoracic lymph nodes, <i>without mention of bacteriological and histological confirmation</i>	A16.7	
Primary tuberculosis of mediastinal lymph nodes, <i>without mention of bacteriological and histological confirmation</i>	A16.7	
Primary tuberculosis of tracheobronchial lymph nodes, <i>without mention of bacteriological and histological confirmation</i>	A16.7	
Primary tuberculosis of lymph nodes, mediastinal, <i>confirmed bacteriologically and histologically</i>	A15.7	

DISEASES/CONDITIONS NOTE: Please read the DISCLAIMER carefully for guidance.	ICD-10 CODE	REMARKS
Primary tuberculosis of lymph nodes, mediastinal, <i>confirmed bacteriologically</i>	A15.7	
Primary tuberculosis of lymph nodes, mediastinal, <i>confirmed histologically</i>	A15.7	
Primary tuberculosis of lymph nodes, tracheobronchial, <i>confirmed bacteriologically and histologically</i>	A15.7	
Primary tuberculosis of lymph nodes, tracheobronchial, <i>confirmed bacteriologically</i>	A15.7	
Primary tuberculosis of lymph nodes, tracheobronchial, <i>confirmed histologically</i>	A15.7	
Primary tuberculosis of hilar lymph nodes, <i>without mention of bacteriological and histological confirmation</i>	A16.7	
Primary tuberculosis of lymph nodes, hilar, <i>confirmed bacteriologically and histologically</i>	A15.7	

DISEASES/CONDITIONS NOTE: Please read the DISCLAIMER carefully for guidance.	ICD-10 CODE	REMARKS
Primary tuberculosis of lymph nodes, hilar, <i>confirmed bacteriologically</i>	A15.7	
Primary tuberculosis of lymph nodes, hilar, <i>confirmed histologically</i>	A15.7	
Primary tuberculous complex, <i>without mention of bacteriological and histological confirmation</i>	A16.7	
PTB suspect	Z03.0	
Pulmonary Tuberculosis (PTB) Note: <i>Pulmonary Tuberculosis (PTB) is also referred to as Tuberculosis of lung.</i>	A16.2	<i>This code should also be used for Tuberculosis of lung confirmed by x-ray and without mention of histological and bacteriological confirmation.</i>
Pulmonary Tuberculosis (PTB), <i>confirmed by sputum (with or without culture)</i> Note: <i>Pulmonary Tuberculosis (PTB) is also referred to as Tuberculosis of lung.</i>	A15.0	<i>This code should also be used for PTB bacteriologically confirmed, new diagnostic positive such as</i>

DISEASES/CONDITIONS NOTE: Please read the DISCLAIMER carefully for guidance.	ICD-10 CODE	REMARKS
		GeneXpert MTB/Rif <i>with or without culture.</i>
Pulmonary Tuberculosis (PTB), confirmed by culture Note: <i>Pulmonary Tuberculosis (PTB) is also referred to as Tuberculosis of lung.</i>	A15.1	<i>If the PTB is also confirmed by sputum microscopy, then the code should be A15.0.</i>
Pulmonary Tuberculosis (PTB), confirmed histologically Note: <i>Pulmonary Tuberculosis (PTB) is also referred to as Tuberculosis of lung.</i>	A15.2	
Pulmonary tuberculosis (PTB), bacteriologically or histologically negative Note: <i>Pulmonary Tuberculosis (PTB) is also referred to as Tuberculosis of lung.</i>	A16.0	<i>This code should also be used for PTB confirmed by X-ray but negative on bacteriological or histological confirmation.</i>
Pulmonary tuberculosis, bacteriological or histological examination not done Note: <i>Pulmonary Tuberculosis (PTB) is also referred to as Tuberculosis of lung.</i>	A16.1	<i>This code should also be used for PTB confirmed by X-ray but no bacteriological or histological confirmation done.</i>

DISEASES/CONDITIONS NOTE: Please read the DISCLAIMER carefully for guidance.	ICD-10 CODE	REMARKS
Respiratory tuberculosis, <i>without mention of bacteriological and histological confirmation</i>	A16.9	
Silicotuberculosis	J65	
TB reinfection Note: <i>If the site of the lesion and method of confirmation are specified, then a more appropriate primary code should be used.</i> <i>Code/s to be used will depend on the site of lesion and method of confirmation. Applicable codes are: A15.4 – A15.6, A15.8, A16.3 – A16.6, A16.8, A17 – A19.</i>	<u>A16.9</u>, Z86.1	<i>Diagnosis is incomplete; specify the site and method of confirmation of the TB.</i> <i>Code Z86.1 is added to indicate reinfection/relapse.</i>
TB relapse	<u>A16.9</u>, Z86.1	<i>See also notes and remarks under “TB reinfection”.</i>
Tubercular placenta Note: <i>If the site and method of confirmation of tuberculosis is specified, then additional code from A15-A19 should be used.</i>	O98.0	<i>See also notes under “TUBERCULOSIS”.</i>
Tubercular rheumatism Note: <i>If the site of rheumatism is specified, then a more appropriate 5th character site code should be</i>	A18.0+ M01.19*	

DISEASES/CONDITIONS NOTE: Please read the DISCLAIMER carefully for guidance.	ICD-10 CODE	REMARKS
<p><i>used.</i></p> <p><i>Refer to ICD-10 Vol. 1 for the appropriate site code.</i></p> <p><i>For rheumatism affecting sites with laterality, additional laterality code should be used. See also note on “Laterality Code” at the beginning of Table 1.</i></p>		
Tuberculoma of brain	A17.8+ G07*	
Tuberculoma of meninges	A17.8+ G07*	
Tuberculoma of spinal cord	A17.8+ G07*	
Tuberculosis bronchorrhagia, <i>without mention of bacteriological and histological confirmation</i>	A16.4	
Tuberculosis bronchorrhagia, <i>confirmed bacteriologically and histologically</i>	A15.5	
Tuberculosis bronchorrhagia, <i>confirmed bacteriologically</i>	A15.5	

DISEASES/CONDITIONS NOTE: Please read the DISCLAIMER carefully for guidance.	ICD-10 CODE	REMARKS
Tuberculosis bronchorrhagia, <i>confirmed histologically</i>	A15.5	
Tuberculosis colliquativa	A18.4	
Tuberculosis complicating pregnancy, childbirth and the puerperium Note: <i>If the site and method of confirmation of tuberculosis is specified, then additional code from A15-A19 should be used.</i>	O98.0	<i>See also notes under "TUBERCULOSIS".</i>
Tuberculosis complicating pregnancy, childbirth and the puerperium affecting fetus or newborn	P00.2	<i>This code should be used on the baby's record.</i>
Tuberculosis of bronchus, <i>confirmed histologically</i>	A15.5	
Tuberculosis of lymph nodes, mediastinal, <i>confirmed bacteriologically and histologically</i>	A15.4	
Tuberculosis of lymph nodes, mediastinal, <i>confirmed bacteriologically</i>	A15.4	

DISEASES/CONDITIONS NOTE: Please read the DISCLAIMER carefully for guidance.	ICD-10 CODE	REMARKS
Tuberculosis of lymph nodes, mediastinal, <i>confirmed</i> <i>histologically</i>	A15.4	
Tuberculosis of lymph nodes, tracheobronchial, <i>confirmed</i> <i>bacteriologically and</i> <i>histologically</i>	A15.4	
Tuberculosis of lymph nodes, tracheobronchial, <i>confirmed</i> <i>bacteriologically</i>	A15.4	
Tuberculosis of lymph nodes, tracheobronchial, <i>confirmed</i> <i>histologically</i>	A15.4	
Tuberculosis of muscle	A18.8+ M63.0*	
Tuberculosis of trachea, <i>confirmed bacteriologically and</i> <i>histologically</i>	A15.5	
Tuberculosis of trachea, <i>confirmed histologically</i>	A15.5	
Tuberculosis of abdomen	A18.3+ K93.0*	
Tuberculosis of adrenal glands	A18.7+ E35.1*	

DISEASES/CONDITIONS NOTE: Please read the DISCLAIMER carefully for guidance.	ICD-10 CODE	REMARKS
Tuberculosis of anus	A18.3+ K93.0*	
Tuberculosis of anus and rectum	A18.3+ K93.0*	
Tuberculosis of bladder	A18.1+ N33.0*	
Tuberculosis of brain	A17.8+ G07*	
Tuberculosis of breast	A18.8	
Tuberculosis of bronchus, <i>confirmed bacteriologically and histologically</i>	A15.5	
Tuberculosis of bronchus, <i>confirmed bacteriologically</i>	A15.5	
Tuberculosis of bronchus, <i>without mention of bacteriological and histological confirmation</i>	A16.4	
Tuberculosis of cervix	A18.1+ N74.0*	
Tuberculosis of ear	A18.6	

DISEASES/CONDITIONS NOTE: Please read the DISCLAIMER carefully for guidance.	ICD-10 CODE	REMARKS
Tuberculosis of endocardium	A18.8+ I39.8*	
Tuberculosis of epididymis	A18.1+ N51.1*	
Tuberculosis of esophagus	A18.8+ K23.0*	
Tuberculosis of eye	A18.5	
Tuberculosis of glottis, <i>confirmed bacteriologically and histologically</i>	A15.5	
Tuberculosis of glottis, <i>confirmed bacteriologically</i>	A15.5	
Tuberculosis of glottis, <i>confirmed histologically</i>	A15.5	
Tuberculosis of glottis, <i>without mention of bacteriological and histological confirmation</i>	A16.4	
Tuberculosis of heart	A18.8+ I52.0*	
Tuberculosis of hilar lymph nodes, <i>without mention of bacteriological and histological confirmation</i>	A16.3	

DISEASES/CONDITIONS NOTE: Please read the DISCLAIMER carefully for guidance.	ICD-10 CODE	REMARKS
Tuberculosis of hip	A18.0+ M01.15*	
Tuberculosis of hypopharynx, <i>confirmed bacteriologically and histologically</i>	A15.8	
Tuberculosis of hypopharynx, <i>confirmed bacteriologically</i>	A15.8	
Tuberculosis of hypopharynx, <i>confirmed histologically</i>	A15.8	
Tuberculosis of hypopharynx, <i>without mention of bacteriological and histological confirmation</i>	A16.8	
Tuberculosis of intestine	A18.3+ K93.0*	
Tuberculosis of intrathoracic lymph nodes, <i>confirmed bacteriologically and histologically</i>	A15.4	
Tuberculosis of intrathoracic lymph nodes, <i>confirmed bacteriologically</i>	A15.4	

DISEASES/CONDITIONS NOTE: Please read the DISCLAIMER carefully for guidance.	ICD-10 CODE	REMARKS
Tuberculosis of intrathoracic lymph nodes, <i>confirmed histologically</i>	A15.4	
Tuberculosis of intrathoracic lymph nodes, <i>without mention of bacteriological and histological confirmation</i>	A16.3	
Tuberculosis of kidney	A18.1+ N29.1*	
Tuberculosis of knee Note: See also note on “Laterality Code” at the beginning of Table 1.	A18.0+ M01.169*	<i>Laterality is not specified.</i> <i>Laterality code added.</i>
Tuberculosis of large intestine	A18.3+ K93.0*	
Tuberculosis of larynx, <i>confirmed bacteriologically and histologically</i>	A15.5	
Tuberculosis of larynx, <i>confirmed bacteriologically</i>	A15.5	
Tuberculosis of larynx, <i>confirmed histologically</i>	A15.5	

DISEASES/CONDITIONS NOTE: Please read the DISCLAIMER carefully for guidance.	ICD-10 CODE	REMARKS
Tuberculosis of larynx, trachea and bronchus, <i>confirmed bacteriologically and histologically</i>	A15.5	
Tuberculosis of larynx, trachea and bronchus, <i>confirmed bacteriologically</i>	A15.5	
Tuberculosis of larynx, trachea and bronchus, <i>confirmed histologically</i>	A15.5	
Tuberculosis of larynx, trachea and bronchus, <i>without mention of bacteriological and histological confirmation</i>	A16.4	
Tuberculosis of larynx, <i>without mention of bacteriological and histological confirmation</i>	A16.4	
Tuberculosis of lymph nodes, hilar, <i>confirmed bacteriologically and histologically</i>	A15.4	
Tuberculosis of lymph nodes, hilar, <i>confirmed bacteriologically</i>	A15.4	
Tuberculosis of lymph nodes, hilar, <i>confirmed histologically</i>	A15.4	

DISEASES/CONDITIONS NOTE: Please read the DISCLAIMER carefully for guidance.	ICD-10 CODE	REMARKS
Tuberculosis of mediastinal, <i>without mention of bacteriological and histological confirmation</i> lymph nodes	A16.3	
Tuberculosis of meninges	A17.0+ G01*	
Tuberculosis of mesenteric and retroperitoneal lymph nodes	A18.3	
Tuberculosis of mesenteric lymph nodes	A18.3	
Tuberculosis of myocardium	A18.8+ I41.0*	
Tuberculosis of nervous system	A17.9+ G99.8*	
Tuberculosis of nose, <i>confirmed bacteriologically and histologically</i>	A15.8	
Tuberculosis of nose, <i>confirmed bacteriologically</i>	A15.8	
Tuberculosis of nose, <i>confirmed histologically</i>	A15.8	

DISEASES/CONDITIONS NOTE: Please read the DISCLAIMER carefully for guidance.	ICD-10 CODE	REMARKS
Tuberculosis of nose, <i>without mention of bacteriological and histological confirmation</i>	A16.8	
Tuberculosis of pericardium	A18.8+ I32.0*	
Tuberculosis of pleura in primary respiratory tuberculosis, <i>confirmed bacteriologically and histologically</i>	A15.7	
Tuberculosis of pleura in primary respiratory tuberculosis, <i>confirmed bacteriologically</i>	A15.7	
Tuberculosis of pleura in primary respiratory tuberculosis, <i>confirmed histologically</i>	A15.7	
Tuberculosis of pleura in primary respiratory tuberculosis, <i>without mention of bacteriological and histological confirmation</i>	A16.7	
Tuberculosis of pleura, <i>confirmed bacteriologically</i>	A15.6	
Tuberculosis of pleura, <i>confirmed histologically</i>	A15.6	

DISEASES/CONDITIONS NOTE: Please read the DISCLAIMER carefully for guidance.	ICD-10 CODE	REMARKS
Tuberculosis of pleura, <i>without mention of bacteriological and histological confirmation</i>	A16.5	
Tuberculosis of pyothorax, <i>confirmed bacteriologically and histologically</i>	A15.6	
Tuberculosis of pyothorax, <i>confirmed bacteriologically</i>	A15.6	
Tuberculosis of pyothorax, <i>confirmed histologically</i>	A15.6	
Tuberculosis of rectum	A18.3+ K93.0*	
Tuberculosis of retroperitoneal lymph nodes	A18.3	
Tuberculosis of retropharyngeal, <i>confirmed bacteriologically and histologically</i>	A15.8	
Tuberculosis of retropharyngeal, <i>confirmed bacteriologically</i>	A15.8	
Tuberculosis of retropharyngeal, <i>confirmed bacteriologically and histologically</i>	A15.8	

DISEASES/CONDITIONS NOTE: Please read the DISCLAIMER carefully for guidance.	ICD-10 CODE	REMARKS
Tuberculosis of retropharyngeal, <i>without mention of bacteriological and histological confirmation</i>	A16.8	
Tuberculosis of seminal vesicle	A18.1+ N51.8*	
Tuberculosis of sinus, <i>confirmed bacteriologically and histologically</i>	A15.8	
Tuberculosis of sinus, <i>confirmed bacteriologically</i>	A15.8	
Tuberculosis of sinus, <i>confirmed histologically</i>	A15.8	
Tuberculosis of sinus, <i>without mention of bacteriological and histological confirmation</i>	A16.8	
Tuberculosis of skin	A18.4	
Tuberculosis of skin and subcutaneous tissue	A18.4	
Tuberculosis of small intestine	A18.3+ K93.0*	

DISEASES/CONDITIONS NOTE: Please read the DISCLAIMER carefully for guidance.	ICD-10 CODE	REMARKS
Tuberculosis of spinal cord	A17.8+ G07*	
Tuberculosis of spine Note: <i>If the site in spine is specified, then a more appropriate 5th character site code should be used.</i> <i>Refer to ICD-10 Vol. 1 for the appropriate site code.</i> <i>For tuberculosis of spine affecting sites with laterality, additional laterality code should be used. See also note on “Laterality Code” at the beginning of Table 1.</i>	A18.0+ M49.09*	
Tuberculosis of subcutaneous tissue	A18.4	
Tuberculosis of testis Note: <i>See also note on “Laterality Code” at the beginning of Table 1.</i>	A18.1+ N51.1*	
Tuberculosis of thyroid gland	A18.8+ E35.0*	
Tuberculosis of trachea, <i>confirmed bacteriologically</i>	A15.5	

DISEASES/CONDITIONS NOTE: Please read the DISCLAIMER carefully for guidance.	ICD-10 CODE	REMARKS
Tuberculosis of trachea, <i>without mention of bacteriological and histological confirmation</i>	A16.4	
Tuberculosis of tracheobronchial lymph nodes, <i>without mention of bacteriological and histological confirmation</i>	A16.3	
Tuberculosis of ureter	A18.1+ N33.0*	
Tuberculosis of vagina	A18.1+ N77.1*	
Tuberculosis of vertebral column Note: <i>If the site in vertebral column is specified, then a more appropriate 5th character site code should be used.</i> <i>Refer to ICD-10 Vol. 1 for the appropriate site code.</i> <i>For tuberculosis of vertebral column affecting sites with laterality, additional laterality code should be used. See also note on “Laterality Code” at the beginning of Table 1.</i>	A18.0+ M49.09*	
Tuberculosis of vulva	A18.1+ N77.1*	

DISEASES/CONDITIONS NOTE: Please read the DISCLAIMER carefully for guidance.	ICD-10 CODE	REMARKS
Tuberculosis of wrist Note: See also note on “Laterality Code” at the beginning of Table 1.	A18.0+ M01.139*	<i>Laterality is not specified.</i> <i>Laterality code added.</i>
Tuberculosis vesiculitis	A18.1+ N51.8*	
Tuberculosis, infantile	A16.7	
Tuberculosis, <i>without mention of bacteriological and histological confirmation</i>	A16.9	
Tuberculosis, infantile, <i>confirmed bacteriologically and histologically</i>	A15.7	
Tuberculosis, infantile, <i>confirmed bacteriologically</i>	A15.7	
Tuberculosis, infantile, <i>confirmed histologically</i>	A15.7	
Tuberculous abscess of brain	A17.8+ G07*	
Tuberculous Addison's disease	A18.7+ E35.1*	
Tuberculous adenitis	A18.2	

DISEASES/CONDITIONS NOTE: Please read the DISCLAIMER carefully for guidance.	ICD-10 CODE	REMARKS
<p>Tuberculous arthritis</p> <p>Note: <i>If the site of arthritis is specified, then a more appropriate 5th character site code should be used.</i></p> <p><i>Refer to ICD-10 Vol. 1 for the appropriate site code.</i></p> <p><i>For arthritis affecting sites with laterality, additional laterality code should be used. See also note on “Laterality Code” at the beginning of Table 1.</i></p>	<p>A18.0+ M01.19*</p>	
<p>Tuberculous ascites</p>	<p>A18.3</p>	
<p>Tuberculous bronchiectasis</p>	<p>A16.2</p>	
<p>Tuberculous bronchiectasis, confirmed by sputum microscopy (with or without culture)</p>	<p>A15.0</p>	
<p>Tuberculous bronchiectasis, confirmed by culture</p>	<p>A15.1</p>	<p><i>If the condition is also confirmed by sputum microscopy then the code should be A15.0</i></p>
<p>Tuberculous bronchiectasis, confirmed histologically</p>	<p>A15.2</p>	

DISEASES/CONDITIONS NOTE: Please read the DISCLAIMER carefully for guidance.	ICD-10 CODE	REMARKS
Tuberculous bronchiectasis, <i>bacteriologically and histologically negative</i>	A16.0	
Tuberculous bronchiectasis, <i>bacteriological and histological examination not done</i>	A16.1	
Tuberculous cerebral arteritis	A18.8+ I68.1*	
Tuberculous chorioretinitis Note: See also note on “Laterality Code” at the beginning of Table 1.	A18.5+ H32.09*	<i>Laterality is not specified.</i> <i>Laterality code added.</i>
Tuberculous empyema in primary respiratory tuberculosis, <i>confirmed bacteriologically and histologically</i>	A15.7	
Tuberculous empyema in primary respiratory tuberculosis, <i>confirmed bacteriologically</i>	A15.7	
Tuberculous empyema in primary respiratory tuberculosis, <i>histologically confirmed</i>	A15.7	

DISEASES/CONDITIONS NOTE: Please read the DISCLAIMER carefully for guidance.	ICD-10 CODE	REMARKS
Tuberculous empyema in primary respiratory tuberculosis, <i>without mention of bacteriological and histological confirmation</i>	A16.7	
Tuberculous empyema, <i>confirmed bacteriologically and histologically</i>	A15.6	
Tuberculous empyema, <i>confirmed bacteriologically</i>	A15.6	
Tuberculous empyema, <i>confirmed histologically</i>	A15.6	
Tuberculous empyema, <i>without mention of bacteriological and histological confirmation</i>	A16.5	
Tuberculous enteritis	A18.3+ K93.0*	
Tuberculous episcleritis Note: See also note on “Laterality Code” at the beginning of Table 1.	A18.5+ H19.09*	<i>Laterality is not specified.</i> <i>Laterality code added.</i>
Tuberculous female pelvic inflammatory disease	A18.1+ N74.1*	

DISEASES/CONDITIONS NOTE: Please read the DISCLAIMER carefully for guidance.	ICD-10 CODE	REMARKS
Tuberculous fibrosis of lung	A16.2	<i>This code should also be used for Tuberculous fibrosis of lung confirmed by x-ray and without mention of histological and bacteriological confirmation</i>
Tuberculous fibrosis of lung, <i>confirmed by sputum microscopy (with or without culture)</i>	A15.0	
Tuberculous fibrosis of lung, <i>confirmed by culture</i>	A15.1	<i>If the condition is also confirmed by sputum microscopy then the code should be A15.0</i>
Tuberculous fibrosis of lung, <i>confirmed histologically</i>	A15.2	
Tuberculous fibrosis of lung, <i>bacteriologically and histologically negative</i>	A16.0	<i>This code should also be used for tuberculous fibrosis of lung confirmed by X-ray but negative on bacteriological or histological confirmation.</i>

DISEASES/CONDITIONS NOTE: Please read the DISCLAIMER carefully for guidance.	ICD-10 CODE	REMARKS
Tuberculous fibrosis of lung, <i>bacteriological and histological examination not done</i>	A16.1	<i>This code should also be used for tuberculous fibrosis of lung confirmed by X-ray but no bacteriological or histological confirmation done.</i>
Tuberculous hepatitis	A18.8+ K77.0*	
Tuberculous indurativa	A18.4	
Tuberculous inguinalis	A18.2	
Tuberculous interstitial keratitis Note: See also note on “Laterality Code” at the beginning of Table 1.	A18.5+ H19.29*	<i>Laterality is not specified.</i> <i>Laterality code added.</i>
Tuberculous interstitial keratoconjunctivitis Note: See also note on “Laterality Code” at the beginning of Table 1.	A18.5+ H19.29*	<i>Laterality is not specified.</i> <i>Laterality code added.</i>
Tuberculous iridocyclitis Note: See also note on “Laterality Code” at the beginning of Table 1.	A18.5+ H22.09*	<i>Laterality is not specified.</i> <i>Laterality code added.</i>

DISEASES/CONDITIONS NOTE: Please read the DISCLAIMER carefully for guidance.	ICD-10 CODE	REMARKS
Tuberculous keratoconjunctivitis Note: See also note on “Laterality Code” at the beginning of Table 1.	A18.5+ H19.29*	<i>Laterality is not specified.</i> <i>Laterality code added.</i>
Tuberculous leptomeningitis	A17.0+ G01*	
Tuberculous lupus vulgaris	A18.4	
Tuberculous mastoiditis Note: See also note on “Laterality Code” at the beginning of Table 1.	A18.0+ H75.09*	<i>Laterality is not specified.</i> <i>Laterality code added.</i>
Tuberculous meningitis	A17.0+ G01*	
Tuberculous meningoencephalitis	A17.8+ G05.0*	
Tuberculous myelitis	A17.8+ G05.0*	
Tuberculous necrosis of bone Note: If the site of necrosis of bone is specified then a more appropriate 5 th character site code should be used. Refer to ICD-10 Vol. 1 for the appropriate site code.	A18.0+ M90.09*	

DISEASES/CONDITIONS NOTE: Please read the DISCLAIMER carefully for guidance.	ICD-10 CODE	REMARKS
<p><i>For of necrosis of bone affecting sites with laterality, additional laterality code should be used. See also note on “Laterality Code” at the beginning of Table 1.</i></p>		
<p>Tuberculous osteitis</p> <p>Note: <i>If the site of osteitis is specified, then a more appropriate 5th character site code should be used.</i></p> <p><i>Refer to ICD-10 Vol. 1 for the appropriate site code.</i></p> <p><i>For of osteitis affecting sites with laterality, additional laterality code should be used. See also note on “Laterality Code” at the beginning of Table 1.</i></p>	<p>A18.0+ M90.09*</p>	
<p>Tuberculous osteomyelitis</p> <p>Note: <i>If the site of osteomyelitis is specified, then a more appropriate 5th character site code should be used.</i></p> <p><i>Refer to ICD-10 Vol. 1 for the appropriate site code.</i></p> <p><i>For of osteomyelitis affecting site with laterality, additional laterality code should be used. See also note on “Laterality Code” at the beginning of Table 1.</i></p>	<p>A18.0+ M90.09*</p>	

DISEASES/CONDITIONS NOTE: Please read the DISCLAIMER carefully for guidance.	ICD-10 CODE	REMARKS
Tuberculous otitis media Note: See also note on “Laterality Code” at the beginning of Table 1.	A18.6+ H67.09*	<i>Laterality is not specified.</i> <i>Laterality code added.</i>
Tuberculous peripheral lymphadenopathy	A18.2	
Tuberculous phlyctenular keratoconjunctivitis Note: See also note on “Laterality Code” at the beginning of Table 1.	A18.5+ H19.29*	<i>Laterality is not specified.</i> <i>Laterality code added.</i>
Tuberculous pleurisy, <i>confirmed bacteriologically and histologically</i>	A15.6	
Tuberculous pleurisy, <i>confirmed bacteriologically</i>	A15.6	
Tuberculous pleurisy, <i>confirmed histologically</i>	A15.6	
Tuberculous pleurisy, <i>without mention of bacteriological and histological confirmation</i>	A16.5	
Tuberculous pneumonia	A16.2	<i>This code should also be used for Tuberculous pneumonia confirmed by x-</i>

DISEASES/CONDITIONS NOTE: Please read the DISCLAIMER carefully for guidance.	ICD-10 CODE	REMARKS
		<i>ray and without mention of histological and bacteriological confirmation</i>
Tuberculous pneumonia, confirmed by sputum microscopy (with or without culture)	A15.0	
Tuberculous pneumonia, confirmed by culture	A15.1	<i>If the condition is also confirmed by sputum microscopy then the code should be A15.0</i>
Tuberculous pneumonia, confirmed histologically	A15.2	
Tuberculous pneumonia, bacteriologically and histologically negative	A16.0	<i>This code should also be used for Tuberculous pneumonia confirmed by X-ray but negative on bacteriological or histological confirmation.</i>
Tuberculous pneumonia, bacteriological and histological examination not done	A16.1	<i>This code should also be used for Tuberculous</i>

DISEASES/CONDITIONS NOTE: Please read the DISCLAIMER carefully for guidance.	ICD-10 CODE	REMARKS
		<i>pneumonia confirmed by X-ray but no bacteriological or histological confirmation done.</i>
Tuberculous pneumothorax	A16.2	<i>This code should also be used for Tuberculous pneumothorax confirmed by x-ray and without mention of histological and bacteriological confirmation</i>
Tuberculous pneumothorax, confirmed by sputum microscopy (with or without culture)	A15.0	
Tuberculous pneumothorax, confirmed by culture	A15.1	<i>If the condition is also confirmed by sputum microscopy, then the code should be A15.0</i>
Tuberculous pneumothorax, confirmed histologically	A15.2	

DISEASES/CONDITIONS NOTE: Please read the DISCLAIMER carefully for guidance.	ICD-10 CODE	REMARKS
Tuberculous pneumothorax, <i>bacteriologically and histologically negative</i>	A16.0	<i>This code should also be used for Tuberculous pneumothorax confirmed by X-ray but negative on bacteriological or histological confirmation.</i>
Tuberculous pneumothorax, <i>bacteriological and histological examination not done</i>	A16.1	<i>This code should also be used for Tuberculous pneumothorax confirmed by X-ray but no bacteriological or histological confirmation done.</i>
Tuberculous polyneuropathy	A17.8+ G63.0*	
Tuberculous peritonitis	A18.3+ K67.3*	
Tuberculous prostatitis	A18.1+ N51.0*	
Tuberculous synovitis	A18.0+ M68.0*	

DISEASES/CONDITIONS NOTE: Please read the DISCLAIMER carefully for guidance.	ICD-10 CODE	REMARKS
Tuberculous tenosynovitis	A18.0+ M68.0*	
Tuberculous tracheobronchial adenopathy, <i>confirmed bacteriologically and histologically</i>	A15.4	
Tuberculous tracheobronchial adenopathy, <i>confirmed bacteriologically</i>	A15.4	
Tuberculous tracheobronchial adenopathy, <i>confirmed histologically</i>	A15.4	
Tuberculous tracheobronchial adenopathy, <i>without mention of bacteriological and histological confirmation</i>	A16.3	
TYMPANOMASTOIDITIS	H73.9, H70.9	
Chronic Tympanomastoiditis	H73.1, H70.1	
ULCER		
Bleeding peptic ulcer	K27.4	

DISEASES/CONDITIONS NOTE: Please read the DISCLAIMER carefully for guidance.	ICD-10 CODE	REMARKS
Bleeding peptic ulcer with perforation	K27.6	
Decubitus ulcer	L89.9	
Duodenal ulcer with hemorrhage	K26.4	
Gastric ulcer with hemorrhage	K25.4	
Peptic ulcer	K27.9	
Peptic ulcer with perforation	K27.5	
Skin ulcer	L98.4	
Stasis ulcer	I83.0	
UREMIA	N19	
Chronic uremia	N18.9	
<p>URINATION, PAINFUL</p> <p>Note: Signs and symptoms codes R00-R99 should only be used in cases for which no more specific diagnosis can be made even after all the facts bearing on the case have been investigated.</p> <p>Refer to ICD-10 Vols. 1 & 2 for additional guidelines.</p>	R30.9	<p><i>This code should only be used if no more specific definitive diagnosis is available.</i></p>

DISEASES/CONDITIONS NOTE: Please read the DISCLAIMER carefully for guidance.	ICD-10 CODE	REMARKS
UROLITHIASIS	N20.9	
UROSEPSIS	N39.0	
VASCULITIS	I77.6	
VERTIGO	R42	<i>See also notes and remarks under "DIZZINESS".</i>
Peripheral vertigo	H81.3	
Toxic vertigo	R42	<i>See also notes and remarks under "DIZZINESS".</i>
Vertigo of central origin	H81.4	
VOMITING Note: <i>Signs and symptoms codes R00-R99 should only be used in cases for which no more specific diagnosis can be made even after all the facts bearing on the case have been</i>	R11	<i>This code should only be used if no more specific definitive diagnosis is available.</i>

DISEASES/CONDITIONS NOTE: Please read the DISCLAIMER carefully for guidance.	ICD-10 CODE	REMARKS
<i>investigated.</i> <i>Refer to ICD-10 Vols. 1 & 2 for additional guidelines.</i>		
WEAKNESS Note: <i>Signs and symptoms codes R00-R99 should only be used in cases for which no more specific diagnosis can be made even after all the facts bearing on the case have been investigated.</i> <i>Refer to ICD-10 Vols. 1 & 2 for additional guidelines.</i>	R53	<i>This code should only be used if no more specific definitive diagnosis is available.</i>
WEIGHT LOSS, ABNORMAL Note: <i>Signs and symptoms codes R00-R99 should only be used in cases for which no more specific diagnosis can be made even after all the facts bearing on the case have been investigated.</i> <i>Refer to ICD-10 Vols. 1 & 2 for additional guidelines.</i>	R63.4	<i>This code should only be used if no more specific definitive diagnosis is available.</i>
WOUND, OPEN Note: <i>If the site of wound is specified, then a more appropriate code should</i>	T14.1	<i>Diagnosis is incomplete; specify site and external cause</i>

DISEASES/CONDITIONS NOTE: Please read the DISCLAIMER carefully for guidance.	ICD-10 CODE	REMARKS
<p><i>be used.</i></p> <p><i>Additional code from V01-Y98 should be used to indicate external cause of contusion for morbidity coding.</i></p> <p><i>For mortality coding T14.1 should never be used as underlying cause code; it should only be included as an additional code.</i></p> <p><i>Refer to ICD-10 Vols. 1& 3 for the appropriate code and Vol. 2 for additional guidelines.</i></p> <p><i>For wound affecting sites with laterality, additional laterality code should be used. See also note on “Laterality Code” at the beginning of Table 1.</i></p>		<p><i>of wound to complete it.</i></p> <p><i>External cause code should be added.</i></p>

TABLE 2. LIST OF ILL-DEFINED CONDITIONS

“ILL-DEFINED” CONDITIONS IN TERMS OF ICD-10 CODE ASSIGNMENT:

The use of the following as diagnostic statements is not encouraged; however, if a more specific diagnosis cannot be made, then the ICD-10 codes provided below should be used.

DISEASES/CONDITIONS	ICD-10 CODE
Cardiac arrest	I46.9
Cardiorespiratory arrest	I46.9
Diabetic gastropathy	E14.6, K31.9
Enteric fever	A01.0
Gastropathy	K31.9
Metabolic encephalopathy	G93.4† E90*
Multiple organ failure	R68.8
Nonsteroidal anti-inflammatory drug(NSAID) gastropathy	K31.9, Y45.3
Respiratory arrest	R09.2

World Health Organization (WHO) Cumulative Official Updates to ICD-10 Volume 1

(Extracted with permission from WHO)

Note: Table 3 below lists the WHO changes to the codes and descriptions contained in Volume 1 (Tabular List) with implementation dates from 2005-2014.

It reflects changes made to the introduction, exclusions, inclusions, code ranges and notes at chapter, block or individual code levels. Changes are reflected as follows:

- New categories (codes) and additional descriptions (notes, exclusion and inclusion terms) are underlined.
 - Categories (codes) and descriptions (notes, exclusion and inclusion terms) that were deleted were struck through.
- * Updates on place of occurrence and activity codes are not reflected in the list.
- * Deletion /omission of some morphology codes is not reflected in the list.

TABLE 3. WHO Cumulative Official Updates to ICD-10 Volume 1

CODES	CATEGORY TITLES	REMARKS
CHAPTER I: CERTAIN INFECTIOUS AND PARASITIC DISEASES		
	<p>Chapter I - Certain infectious and parasitic diseases (A00-B99)</p> <p>Use additional code(U82–U85–U84), if desired,</p>	<p><i>Chapter level note, exclusion term and block range revised.</i></p>

CODES	CATEGORY TITLES	REMARKS
	<p>to identify resistance to antimicrobials and antineoplastic drugs</p> <p><i>Excludes: ...</i></p> <p>infectious and parasitic diseases complicating pregnancy, childbirth and the puerperium [except obstetrical tetanus] and human immunodeficiency virus [HIV] disease (O98.-)</p> <p>This chapter contains the following blocks:</p> <p>... <u>B95–B978</u> Bacterial, viral and other infectious agents</p>	
A02.1	Salmonella septicaemia <u>sepsis</u>	<i>Category title revised.</i>
A04	<p>Other bacterial intestinal infections</p> <p><i>Excludes:</i> foodborne intoxications, bacterial (A05.-) <u>elsewhere classified</u></p>	<i>Exclusion term revised.</i>
A04.7	<p>Enterocolitis due to <i>Clostridium difficile</i></p> <p><u>Foodborne intoxication by <i>Clostridium difficile</i></u></p> <p><u>Pseudomembranous colitis</u></p>	<i>Inclusion terms added.</i>
A05	Other bacterial foodborne intoxications, <u>not elsewhere classified</u>	<i>Category title revised.</i> <i>Exclusion term</i>

CODES	CATEGORY TITLES	REMARKS
	<p><u>Excludes: Clostridium difficile foodborne intoxication and infection (A04.7)</u></p>	<p><i>added.</i></p>
<p>A08</p>	<p>Viral and other specified intestinal infections</p> <p><i>Excludes:</i> influenza with involvement of gastrointestinal tract (<u>J09, J10.8, J11.8</u>)</p>	<p><i>Exclusion term revised.</i></p>
<p>A09</p>	<p>Other diarrhoea and gastroenteritis of <u>presumed infectious and colitis of infectious and unspecified origin</u></p> <p><i>Note:</i> In countries where any term listed in A09 without further specification can be assumed to be of non-infectious origin, the condition should be classified to K52.9</p> <p>Catarrh, enteric or intestinal Colitis NOS Enteritis ————— } haemorrhagic Gastroenteritis ————— septic</p> <p>Diarrhoea: NOS dysenteric epidemic</p> <p>Infectious diarrhoeal disease NOS</p> <p><i>Excludes:</i> due to bacterial, protozoal, viral and other specified infectious agents (A00-A08) Noninfective (<u>see noninfectious</u>) diarrhoea (K52.9)</p>	<p><i>Category title revised. Note and inclusion terms deleted. Exclusion terms revised.</i></p>

CODES	CATEGORY TITLES	REMARKS
	- neonatal (P78.3)	
A09.0	<p><u>Other and unspecified gastroenteritis and colitis of infectious origin</u></p> <p><u>Catarrh, enteric or intestinal Diarrhoea:</u></p> <ul style="list-style-type: none"> - <u>acute bloody</u> - <u>acute hemorrhagic</u> - <u>acute watery</u> - <u>dysenteric</u> - <u>epidemic</u> <p><u>Infectious or septic:</u></p> <ul style="list-style-type: none"> - <u>colitis</u> - <u>enteritis</u> } <u>NOS haemorrhagic</u> - <u>gastroenteritis</u> <p><u>Infectious diarrhoea NOS</u></p>	<i>Category added (New code).</i>
<u>A09.9</u>	<u>Gastroenteritis and colitis of unspecified origin</u>	<i>Category added (New code).</i>
<p>Tuberculosis (A15-A19)</p> <p>...</p> <p><i>Excludes:</i> congenital tuberculosis (P37.0)</p> <p style="padding-left: 40px;"><u>human immunodeficiency [HIV] disease resulting in tuberculosis (B20.0)</u></p> <p>...</p>		<i>Block level exclusion term added.</i>
A22.7	Anthrax septicaemia <u>sepsis</u>	<i>Category title revised.</i>
A24.0	Glanders <u>Infection due to <i>Burkholderia mallei</i></u>	<i>Inclusion term added.</i>

CODES	CATEGORY TITLES	REMARKS
A24.1	Acute and fulminating melioidosis Melioidosis : • septicaemia <u>sepsis</u>	<i>Inclusion term revised.</i>
A24.4	Acute and fulminating melioidosis Infection due to Burkholderia pseudomallei NOS	<i>Inclusion term added.</i>
A26.7	Erysipelothrix septicaemia sepsis	<i>Category title revised.</i>
A32.7	Listerial septicaemia sepsis	<i>Category title revised.</i>
A40	Streptococcal septicaemia sepsis Use additional code (R57.2) if desired, to identify septic shock	<i>Category title revised.</i> <i>Category level note added.</i>
A40.0	Septicaemia <u>Sepsis</u> due to streptococcus, group A	<i>Category title revised.</i>
A40.1	Septicaemia <u>Sepsis</u> due to streptococcus, group B	<i>Category title revised.</i>
A40.2	Septicaemia <u>Sepsis</u> due to streptococcus, group D	<i>Category title revised.</i>
A40.3	Septicaemia <u>Sepsis</u> due to Streptococcus pneumonia	<i>Category title revised.</i>
A40.8	Other streptococcal septicaemia <u>sepsis</u>	<i>Category title revised.</i>
A40.9	Streptococcal septicaemia <u>sepsis</u> ,	<i>Category title</i>

CODES	CATEGORY TITLES	REMARKS
	unspecified	<i>revised.</i>
A41	Other septicaemia <u>sepsis</u> <u>Use additional code (R57.2) if desired, to identify septic shock</u>	<i>Category title revised. Category level note added.</i>
A41.0	Septicaemia <u>Sepsis</u> due to Staphylococcus aureus	<i>Category title revised.</i>
A41.1	Septicaemia <u>Sepsis</u> due to other specified staphylococcus	<i>Category title revised.</i>
A41.2	Septicaemia <u>Sepsis</u> due to unspecified staphylococcus	<i>Category title revised.</i>
A41.3	Septicaemia <u>Sepsis</u> due to Haemophilus influenza	<i>Category title revised.</i>
A41.4	Septicaemia <u>Sepsis</u> due to anaerobes	<i>Category title revised.</i>
A41.5	Septicaemia <u>Sepsis</u> due to other Gram-negative organisms	<i>Category title revised.</i>
A41.8	Other specified septicaemia <u>sepsis</u>	<i>Category title revised.</i>
A41.9	Septicaemia <u>Sepsis, unspecified</u> Septic shock <u>Septicaemia</u> Use additional code (R57.2) if desired, to identify septic shock	<i>Category title revised. Inclusion term deleted/added. Category level note deleted.</i>

CODES	CATEGORY TITLES	REMARKS
A42.7	Actinomycotic septicaemia <u>sepsis</u>	<i>Category title revised.</i>
A48.3	Toxic shock syndrome <i>Excludes: ...</i> septicaemia <u>sepsis</u> NOS (A41.9)	<i>Exclusion term revised.</i>
A49.0	Staphylococcal infection, unspecified <u>site</u>	<i>Category title revised.</i>
A49.1	Streptococcal infection, unspecified <u>site</u>	<i>Category title revised.</i>
A49.2	<i>Haemophilus influenzae</i> infection, unspecified <u>site</u>	<i>Category title revised.</i>
A49.3	<i>Mycoplasma</i> infection, unspecified <u>site</u>	<i>Category title revised.</i>
A54.8	Other gonococcal infections ... Gonococcal: • septicaemia <u>sepsis</u>	<i>Inclusion term revised.</i>
A92.3	West Nile fever <u>virus infection</u> <u>West Nile fever</u>	<i>Category title revised.</i> <i>Inclusion term added.</i>
A98.5	Haemorrhagic fever with renal syndrome <u>Hantavirus disease with renal manifestations</u> <i>Excludes: hantavirus (cardio)-pulmonary syndrome (B33.4† J17.1*)</i>	<i>Inclusion and exclusion terms added.</i>

CODES	CATEGORY TITLES	REMARKS
B00.7	Disseminated herpesviral disease Herpesviral septicaemia <u>sepsis</u>	<i>Inclusion term revised.</i>
B00.8	Other forms of herpes viral infection Herpesviral: ... • whitlow†(L99.8*)	<i>Dagger mark and asterisk codes added to the inclusion term.</i>
Viral hepatitis (B15–B19) ... <u>Use additional code (Chapter XX), if desired, to identify drug, if post-transfusion hepatitis</u>		<i>Block level note added.</i>
<u>B17.9</u>	<u>Acute viral hepatitis, unspecified</u> <u>Acute hepatitis NOS</u> <u>Acute infectious hepatitis NOS</u>	<i>Category added (New code).</i>
B19.0	Unspecified viral hepatitis with <u>hepatic</u> coma	<i>Category title revised.</i>
B19.9	Unspecified viral hepatitis without <u>hepatic</u> coma	<i>Category title revised.</i>
Human immunodeficiency virus [HIV] disease (B20–B24) Note: The fourth character subcategories of B20–B23 are provided for optional use where it is not possible or not desired to use multiple coding to identify the specific conditions. <i>Excludes: ...</i>		<i>Block level note deleted and exclusion term added.</i>

CODES	CATEGORY TITLES	REMARKS
	<u>complicating pregnancy, childbirth and the puerperium (O98.7)</u>	
B20.6	HIV disease resulting in <i>Pneumocystis carinii jirovecii</i> pneumonia <u>HIV disease resulting in Pneumocystis carinii pneumonia</u>	<i>Category title revised.</i> <i>Inclusion term added.</i>
B21.0	HIV disease resulting in Kaposi's sarcoma	<i>Category title revised.</i>
B21.1	HIV disease resulting in Burkitt's lymphoma	<i>Category title revised.</i>
B21.2	HIV disease resulting in other types of non-Hodgkin's lymphoma	<i>Category title revised.</i>
<u>B33.4†</u>	<u>Hantavirus (cardio-pulmonary syndrome [HPS] [HCPS] (J17.1*))</u> <u>Hantavirus disease with pulmonary manifestations</u> <u>Sin Nombre virus disease</u> <u>Use additional code (N17.9) , if desired, to identify any renal failure associated with HPS caused by the Andes, Bayou and Black Creek Canal hantavirus aetiologies.</u> <u>Excludes: haemorrhagic fever with renal manifestations (A98.5†N08.0*)</u>	<i>Category added (New code).</i>
B34.0	Adenovirus infection, unspecified <u>site</u>	<i>Category title revised.</i>

CODES	CATEGORY TITLES	REMARKS
B34.1	Enterovirus infection, unspecified <u>site</u>	<i>Category title revised.</i>
B34.2	Coronavirus infection, unspecified <u>site</u> <i>Excludes: severe acute respiratory syndrome [SARS] (U04.9)</i>	<i>Category title revised. Exclusion term added.</i>
B34.3	Parvovirus infection, unspecified <u>site</u>	<i>Category title revised.</i>
B34.4	Papovavirus infection, unspecified <u>site</u>	<i>Category title revised.</i>
B37.7	Candidal septicaemia <u>sepsis</u>	<i>Category title revised.</i>
B59	Pneumocystosis (J17.3*) Pneumonia due to Pneumocystis carinii <u>Pneumonia due to:</u> · <u>Pneumocystis carinii</u> · <u>Pneumocystis jirovecii</u>	<i>Dagger mark added at the category level. Inclusion terms deleted/added.</i>
B67.4	<i>Echinococcus granulosus</i> infection, unspecified <u>Dog tapeworm (infection)</u>	<i>Inclusion term added.</i>
B71.1	Dipylidiasis <u>Dog tapeworm (infection)</u>	<i>Inclusion term deleted.</i>
B81	Other intestinal helminthiases, not elsewhere classified <i>Excludes: ...</i> <u>angiostrongyliasis due to</u> <u>Angiostrongylus cantonensis</u> <u>(B83.2)</u>	<i>Exclusion term added.</i>

CODES	CATEGORY TITLES	REMARKS
B81.3	Intestinal angiostrongyliasis ... <u>Angiostrongyliasis due to <i>Angiostrongylus costaricensis</i></u>	<i>Inclusion term added.</i>
B81.8	Other specified intestinal helminthiases Infection due to: -... <u>-<i>Ternidens deminutus</i> [ternidensiasis]</u>	<i>Inclusion term added.</i>
B83.2	Angiostrongyliasis due to <i>Parastrongylus cantonensis</i> <u>Angiostrongyliasis due to</u> <u><i>Angiostrongylus cantonensis</i></u>	<i>Inclusion term added.</i>
Sequelae of infectious and parasitic diseases (B90-B94) Note: These e Categories B90-B94 are to be used to indicate conditions in categories A00-B89 as the cause of sequelae, which are themselves classified elsewhere. The “sequelae” include conditions specified as such; they also include late effects of diseases classifiable to the above categories if there is evidence that the disease itself is no longer present. For use of these categories, reference should be made to the morbidity or mortality coding rules and guidelines in Volume 2. <u>Not to be used for chronic infections. Code current infections to chronic or active infectious disease</u>		<i>Block level note revised/added.</i>

CODES	CATEGORY TITLES	REMARKS
	<u>as appropriate.</u>	
B91	Sequelae of poliomyelitis <i>Excludes:</i> postpolio syndrome (G14)	<i>Exclusion term added.</i>
Bacterial, viral and other infectious agents (<u>B95–B978</u>)		<i>Block range revised.</i>
B96	Other <u>specified</u> bacterial agents as the cause of diseases classified to other chapters	<i>Category title revised.</i>
B96.5	<u>Pseudomonas (aeruginosa) (mallei (pseudomallei) as the cause of diseases classified to other chapters</u>	<i>Category title revised.</i>
<u>B97.8</u>	<u>Other viral agents as the cause of diseases classified to other chapters</u> <u>Human metapneumovirus</u>	<i>Category added (New code).</i>
B98	<u>Other specified infectious agents as the cause of diseases classified to other chapters</u>	<i>Category added (New code).</i>
<u>B98.0</u>	<u>Helicobacter pylori [H. pylori] as the cause of diseases classified to other chapters</u>	<i>Category added (New code).</i>
<u>B98.1</u>	<u>Vibrio vulnificus as the cause of diseases classified to other chapters</u>	<i>Category added (New code).</i>

CODES	CATEGORY TITLES	REMARKS
CHAPTER II: NEOPLASMS		
Malignant neoplasms (C00-C97) <u>Use additional code (U85), if desired, to identify resistance, non-responsiveness and refractive properties of the neoplasm to antineoplastic drugs</u>		<i>Major block level note added.</i>
C26.1	Spleen <i>Excludes:</i> diffuse non-Hodgkin lymphoma <u>non-follicular lymphoma (C83.-)</u> <u>follicular lymphoma (C82.-)</u> Hodgkin's lymphoma-disease (C81.-) <u>mature T/NK-cell lymphomas</u> (C84.-) non-Hodgkin's lymphoma, <u>other and unspecified types</u> (C82-C85.-)	<i>Exclusion terms added/revised.</i>
C46	Kaposi's sarcoma	<i>Category title revised.</i>
C69.4	Ciliary body –Eyeball	<i>Inclusion term deleted.</i>
C69.9	Eye, unspecified Eyeball	<i>Inclusion term added.</i>
C76	Malignant neoplasm of other and ill-defined sites <i>Excludes:</i> ... <ul style="list-style-type: none"> • unspecified site (C80.-) 	<i>Exclusion term code revised.</i>

CODES	CATEGORY TITLES	REMARKS
C77	Secondary and unspecified malignant neoplasm of lymph nodes <i>Excludes.:</i> malignant neoplasm of lymph nodes, specified as primary (C81- C87 <u>C86</u> , C96.-)	<i>Exclusion term code revised.</i>
C78.2	Secondary malignant neoplasm of pleura <u>Malignant pleural effusion NOS</u>	<i>Inclusion term added.</i>
C78.7	Secondary malignant neoplasm of the liver <u>and intrahepatic bile duct</u>	<i>Category title revised.</i>
C79	Secondary malignant neoplasm of other <u>and unspecified sites</u>	<i>Category title revised.</i>
<u>C79.9</u>	<u>Secondary malignant neoplasm, unspecified site</u> <u>Disseminated (secondary):</u> <ul style="list-style-type: none"> • <u>cancer NOS</u> • <u>malignancy NOS</u> <u>Generalized (secondary):</u> <ul style="list-style-type: none"> • <u>cancer NOS</u> • <u>malignancy NOS</u> <u>Multiple secondary cancer NOS</u> <u>Sarcomatosis (secondary) NOS</u>	<i>Category added (New code).</i>
C80	Malignant neoplasm without specification of site Cancer Carcinoma Carcinomatosis Generalized:	<i>Inclusion terms deleted.</i>

CODES	CATEGORY TITLES	REMARKS
	<ul style="list-style-type: none"> • cancer • malignancy unspecified site (primary)(secondary) Malignancy Multiple cancer Malignant cachexia Primary site unknown 	
<u>C80.0</u>	<u>Malignant neoplasm, primary site unknown, so stated</u> <u>Primary site unknown</u>	<i>Category added (New code).</i>
<u>C80.9</u>	<u>Malignant neoplasm, unspecified</u> <u>Cancer NOS</u> <u>Carcinoma NOS</u> <u>Malignancy NOS</u> <u>Malignant cachexia NOS</u> <u>Multiple cancer NOS</u> <u>Excludes: multiple secondary cancer NOS (C79.9)</u> <u>secondary malignant neoplasm, unspecified site (C79.9)</u>	<i>Category added (New code).</i>
<p>Malignant neoplasms of lymphoid, haematopoietic and related tissue (C81–C96)</p> <p>Note: The terms used in categories C82–C85 for non-Hodgkin's lymphomas are those of the Working Formulation, which attempted to find common ground among several major classification schemes. The terms used in these schemes are not given in the Tabular List but appear in the Alphabetical Index; exact equivalence with the</p>		<i>Block level note and inclusion terms deleted.</i>

CODES	CATEGORY TITLES	REMARKS
	<p>terms appearing in the Tabular List is not always possible.</p> <p>Includes: morphology codes M959-M994 with behaviour code /3.</p> <p>Excludes: secondary and unspecified neoplasm of lymph nodes (C77.-)</p>	
C81	Hodgkin's disease lymphoma	<i>Category title revised.</i>
C81.0	Lymphocytic predominance <u>Nodular lymphocyte predominant Hodgkin lymphoma</u>	<i>Category title revised.</i>
C81.1	Nodular sclerosis (<u>classical</u>) <u>Hodgkin lymphoma</u>	<i>Category title revised.</i>
C81.2	Mixed cellularity (<u>classical</u>) <u>Hodgkin lymphoma</u>	<i>Category title revised.</i>
C81.3	Lymphocytic depletion <u>Lymphocyte depleted (classical) Hodgkin lymphoma</u>	<i>Category title revised.</i>
<u>C81.4</u>	<u>Lymphocyte-rich (classical) Hodgkin lymphoma</u> <i>Excludes: nodular lymphocyte predominant Hodgkin lymphoma (C81.0)</i>	<i>Category added (New code).</i>
C81.7	Other <u>classical</u> Hodgkin's disease lymphoma	<i>Category title revised.</i>

CODES	CATEGORY TITLES	REMARKS
C81.9	Hodgkin's disease lymphoma, unspecified	<i>Category title revised.</i>
C82	Follicular [nodular] non-Hodgkin's lymphoma <i>Excludes: <u>mature T/NK-cell non-Hodgkin lymphoma (C84.-)</u></i>	<i>Category title/exclusion term revised.</i>
C82.0	Small cleaved cell, f Follicular <u>lymphoma grade I</u>	<i>Category title revised.</i>
C82.1	Mixed small cleaved and large cell, f Follicular <u>lymphoma grade II</u>	<i>Category title revised.</i>
C82.2	Large cell, f Follicular <u>lymphoma grade III, unspecified</u>	<i>Category title revised.</i>
<u>C82.3</u>	<u>Follicular lymphoma grade IIIa</u>	<i>Category added (New code).</i>
<u>C82.4</u>	<u>Follicular lymphoma grade IIIb</u>	<i>Category added (New code).</i>
<u>C82.5</u>	<u>Diffuse follicle centre lymphoma</u>	<i>Category added (New code).</i>
<u>C82.6</u>	<u>Cutaneous follicle centre lymphoma</u>	<i>Category added (New code).</i>
C82.7	Other types of follicular non-Hodgkin's lymphoma	<i>Category title revised.</i>
C82.9	Follicular non-Hodgkin's lymphoma, unspecified Nodular non-Hodgkin's lymphoma NOS	<i>Category title/inclusion tem revised.</i>
C83	Diffuse non-Hodgkin's Non-follicular lymphoma	<i>Category title revised.</i>

CODES	CATEGORY TITLES	REMARKS
C83.0	<p>Small cell (diffuse) B-cell lymphoma</p> <p><u>Lymphoplasmacytic lymphoma</u></p> <p><u>Nodal marginal zone lymphoma</u></p> <p><u>Non-leukaemic variant of B-CLL</u></p> <p><u>Splenic marginal zone lymphoma</u></p> <p><i>Excludes:</i> <u>chronic lymphocytic leukaemia (C91.1)</u></p> <p><u>mature T/NK-cell lymphomas (C84.-)</u></p> <p><u>Waldenström macroglobulinaemia (C88.0)</u></p>	<p><i>Category title revised.</i></p> <p><i>Inclusion and exclusion terms added.</i></p>
C83.1	<p>Small cleaved cell (diffuse) Mantle cell lymphoma</p>	<p><i>Category title revised.</i></p>
C83.2	<p>Mixed small and large cell (diffuse)</p>	<p><i>Category deleted.</i></p>
C83.3	<p>Large cell (diffuse) Diffuse large B-cell lymphoma</p> <p>Reticulum cell sarcoma</p> <p><i>Excludes:</i> <u>mediastinal (thymic) large B-cell lymphoma (C85.2)</u></p> <p><u>T-cell lymphoma (C84.-)</u></p>	<p><i>Category title revised.</i></p> <p><i>Inclusion term deleted.</i></p> <p><i>Exclusion term added.</i></p>
C83.4	<p>Immunoblastic (diffuse)</p>	<p><i>Category deleted.</i></p>
C83.5	<p>Lymphoblastic (diffuse) <u>lymphoma</u></p> <p><u>B-cell precursor lymphoma</u></p> <p><u>Lymphoblastic B-cell lymphoma</u></p> <p><u>Lymphoblastic lymphoma NOS</u></p>	<p><i>Category title revised.</i></p> <p><i>Inclusion terms added.</i></p>

CODES	CATEGORY TITLES	REMARKS
	<u>Lymphoblastic T-cell lymphoma</u> <u>T-cell precursor lymphoma</u>	
C83.6	Undifferentiated (diffuse)	<i>Category deleted.</i>
C83.7	Burkitt's tumour lymphoma <u>Atypical Burkitt lymphoma</u> <u>"Burkitt-like" lymphoma</u> <u>Excludes: mature B-cell leukaemia</u> <u>Burkitt-type (C91.8)</u>	<i>Category title revised.</i> <i>Inclusion and exclusion terms added.</i>
C83.8	Other types of diffuse non-Hodgkin's <u>non-follicular lymphoma</u> <u>Primary effusion B-cell lymphoma</u> <u>Intravascular large B-cell lymphoma</u> <u>Lymphoid granulomatosis</u> <u>Excludes: mediastinal (thymic) large B-cell</u> <u>lymphoma (C85.2)</u> <u>T-cell rich B-cell lymphoma</u> <u>(C83.3)</u>	<i>Category title revised.</i> <i>Inclusion and exclusion terms added.</i>
C83.9	Non-follicular (diffuse) non-Hodgkin's lymphoma, unspecified	<i>Category title revised.</i>
C84	Peripheral and cutaneous <u>Mature T/NK-</u> cell lymphomas	<i>Category title revised.</i>
C84.1	Sézary's disease	<i>Category title revised.</i>
C84.2	T-zone lymphoma	<i>Category deleted.</i>
C84.3	Lymphoepithelioid lymphoma	<i>Category deleted.</i>

CODES	CATEGORY TITLES	REMARKS
C84.4	Peripheral T-cell lymphoma, <u>not elsewhere classified</u> <u>Lennert's lymphoma</u> <u>Lymphoepithelioid lymphoma</u>	<i>Category title revised.</i> <i>Inclusion terms added.</i>
C84.5	Other and unspecified <u>mature T/NK-cell lymphomas</u> <u>Excludes:</u> <u>angioimmunoblastic T-cell lymphoma (C86.5)</u> <u>blastic NK-cell lymphoma (C86.4)</u> <u>enteropathy-type T-cell lymphoma (C86.2)</u> <u>extranodal NK-cell lymphoma, nasal type (C86.0)</u> <u>hepatosplenic T-cell lymphoma (C86.1)</u> <u>primary cutaneous CD30-positive T-cell proliferations (C86.6)</u> <u>subcutaneous panniculitis-like T-cell lymphoma (C86.3)</u> <u>T-cell leukaemia (C91.-)</u>	<i>Category title revised.</i> <i>Exclusion terms added.</i>
<u>C84.6</u>	<u>Anaplastic large cell lymphoma, ALK-positive</u> <u>Anaplastic large cell lymphoma, CD30-positive</u>	<i>Category added (New code).</i>
<u>C84.7</u>	<u>Anaplastic large cell lymphoma, ALK-negative</u>	<i>Category added (New code).</i>

CODES	CATEGORY TITLES	REMARKS
	<u>Excludes: primary cutaneous CD30-positive T-cell proliferations (C86.6)</u>	
C84.8	<u>Cutaneous T-cell lymphoma, unspecified</u>	<i>Category added (New code).</i>
C84.9	<u>Mature T/NK-cell lymphoma, unspecified</u> <u>NK/T cell lymphoma NOS</u> <u>Excludes: mature T-cell lymphoma, not elsewhere classified (C84.4)</u>	<i>Category added (New code).</i>
C85	Other and unspecified types of non-Hodgkin's lymphoma	<i>Category title revised.</i>
C85.0	Lymphosarcoma	<i>Category deleted.</i>
C85.2	<u>Mediastinal (thymic) large B-cell lymphoma</u>	<i>Category added (New code).</i>
C85.7	Other specified types of non-Hodgkin's lymphoma Malignant: • reticuloendotheliosis • reticulosis Microglioma	<i>Category title revised.</i> <i>Inclusion terms deleted.</i>
C85.9	Non-hodgkin's lymphoma, unspecified type	<i>Category title revised.</i>
C86	<u>Other specified types of T/NK-cell lymphoma</u> <u>Excludes: anaplastic large cell lymphoma,</u>	<i>Category added (New code).</i>

CODES	CATEGORY TITLES	REMARKS
	<u>ALK negative (C84.7)</u> <u>anaplastic large cell lymphoma,</u> <u>ALK positive (C84.6)</u>	
<u>C86.0</u>	<u>Extranodal NK/T-cell lymphoma, nasal</u> <u>Type</u>	<i>Category added</i> <i>(New code).</i>
<u>C86.1</u>	<u>Hepatosplenic T-cell lymphoma</u> <u>Alpha-beta and gamma- delta types</u>	<i>Category added</i> <i>(New code).</i>
<u>C86.2</u>	<u>Enteropathy-type (intestinal) T-cell</u> <u>lymphoma</u> <u>Enteropathy associated T-cell lymphoma</u>	<i>Category added</i> <i>(New code).</i>
<u>C86.3</u>	<u>Subcutaneous panniculitis-like T-cell</u> <u>lymphoma</u>	<i>Category added</i> <i>(New code).</i>
<u>C86.4</u>	<u>Blastic NK-cell lymphoma</u>	<i>Category added</i> <i>(New code).</i>
<u>C86.5</u>	<u>Angioimmunoblastics T-cell lymphoma</u> <u>Angioimmunoblastic lymphadenopathy</u> <u>with dysproteinaemia (AILD)</u>	<i>Category added</i> <i>(New code).</i>
<u>C86.6</u>	<u>Primary cutaneous CD30-positive T-cell</u> <u>proliferations</u> <u>Lymphomatoid papulosis</u> <u>Primary cutaneous anaplastic large-</u> <u>cell lymphoma</u> <u>Primary cutaneous CD30 positive</u> <u>large T-cell lymphoma</u>	<i>Category added</i> <i>(New code).</i>
<u>C88.0</u>	<u>Waldenström's macroglobulinaemia</u> <u>Lymphoplasmacytic lymphoma with</u> <u>IgM-production Macroglobulinaemia</u>	<i>Category title</i> <i>revised.</i> <i>Inclusion and</i> <i>exclusion terms</i>

CODES	CATEGORY TITLES	REMARKS
	<p><u>(idiopathic)(primary)</u></p> <p><u>Excludes: small cell B-cell lymphoma (C83.0)</u></p>	<i>added.</i>
C88.1	Alpha heavy chain disease	<i>Category deleted.</i>
C88.2	<p>Gamma Other heavy chain disease</p> <p>Franklin's disease</p> <p><u>Gamma heavy chain disease</u></p> <p><u>Mu heavy chain disease</u></p>	<p><i>Category title revised.</i></p> <p><i>Inclusion terms revised/ terms added.</i></p>
C88.3	<p>Immunoproliferative small intestinal disease</p> <p><u>Alpha heavy chain disease</u></p> <p>Mediterranean disease lymphoma</p>	<i>inclusion terms revised/added.</i>
<u>C88.4</u>	<p><u>Extranodal marginal zone B-cell lymphoma of mucosa-associated lymphoid tissue [MALT-lymphoma]</u></p> <p><i>Note: Use additional code (C83.3) if desired, to specify transition to high malignant (diffuse large cell) lymphoma</i></p> <p><u>Lymphoma of skin-associated lymphoid tissue (SALT-lymphoma)</u></p> <p><u>Lymphoma of bronchial-associated lymphoid tissue (BALT-lymphoma)</u></p>	<i>Category added (New code).</i>
C90.0	<p>Multiple myeloma</p> <p><u>Medullary plasmacytoma</u></p> <p><u>Plasma cell myeloma</u></p>	<p><i>Inclusion terms added.</i></p> <p><i>Exclusion term</i></p>

CODES	CATEGORY TITLES	REMARKS
	<p><i>Excludes:</i> solitary myeloma <u>plasmacytoma</u> (C90.23)</p>	<p><i>revised.</i></p>
C90.2	<p>Plasmacytoma, extramedullary Extramedullary plasmacytoma Malignant plasma cell tumour NOS Plasmacytoma NOS Solitary myeloma</p>	<p><i>Category title revised.</i> <i>Inclusion terms deleted.</i></p>
<u>C90.3</u>	<p><u>Solitary plasmacytoma</u> <u>Localized malignant plasma cell tumour NOS</u> <u>Plasmacytoma NOS</u> <u>Solitary myeloma</u></p>	<p><i>Category added (New code).</i></p>
C91.0	<p>Acute lymphoblastic leukaemia [<u>ALL</u>]</p> <p><i>Note:</i> This code should only be used for <u>T-cell and B-cell precursor leukaemia</u></p> <p><i>Excludes:</i> acute exacerbation of chronic lymphocytic leukaemia (C91.1)</p>	<p><i>Category title revised.</i> <i>Note added</i> <i>Exclusion term deleted.</i></p>
C91.1	<p>Chronic lymphocytic leukaemia <u>of B-cell type</u></p> <p><u>Lymphoplasmacytic leukaemia</u> <u>Richter syndrome</u></p> <p><i>Excludes:</i> <u>lymphoplasmacytic lymphoma (C83.0)</u></p>	<p><i>Category title revised.</i> <i>Inclusion and exclusion terms added.</i></p>

CODES	CATEGORY TITLES	REMARKS
C91.2	Subacute lymphocytic leukaemia	<i>Category deleted.</i>
C91.3	Prolymphocytic leukaemia <u>of B-cell type</u>	<i>Category title revised.</i>
C91.5	Adult T-cell <u>lymphoma/leukaemia</u> [<u>HTLV-1-associated</u>] <u>Acute</u> } <u>Chronic</u> } <u>variant of adult</u> <u>Lymphomatoid</u> } <u>T-cell lymphoma/</u> <u>Smouldering</u> } <u>leukemia</u>	<i>Category title revised.</i>
<u>C91.6</u>	<u>Prolymphocytic leukaemia of T-cell type</u>	<i>Category added (New code).</i>
C91.7	Other lymphoid leukaemia <u>T-cell large granular lymphocytic leukaemia</u> (<u>associated with rheumatoid arthritis</u>)	<i>Inclusion term added.</i>
<u>C91.8</u>	<u>Mature B-cell leukaemia Burkitt-type</u> <i>Excludes: <u>Burkitt lymphoma with little or no bone marrow infiltration</u> (<u>C83.7</u>)</i>	<i>Category added (New code).</i>
C92.0	Acute myeloid myeloblastic leukaemia [<u>AML</u>] <u>Acute myeloblastic leukaemia,</u> <u>minimal differentiation Acute</u> <u>myeloblastic leukaemia (with</u> <u>maturation) AML1/ETO</u> <u>AML M0 AML M1 AML M2</u> <u>AML with t(8;21)</u> <u>AML (without a FAB classification)</u> <u>NOS</u> <u>Refractory anaemia with excess blasts</u>	<i>Category title revised. Inclusion terms added.</i>

CODES	CATEGORY TITLES	REMARKS
	<u>in transformation</u>	
C92.1	<p>Chronic myeloid leukaemia [<u>CML</u>], <u>BCR/ABL-positive</u></p> <p><u>Chronic myelogenous leukaemia:</u></p> <ul style="list-style-type: none"> • <u>Philadelphia chromosome (Ph1) positive</u> • <u>t(9:22)(q34; q11)</u> • <u>with crisis of blast cells</u> <p><u>Excludes: atypical chronic myeloid leukaemia, BCR/ABL-negative (C92.2)</u> <u>chronic myelomonocytic leukaemia (C93.1)</u> <u>unclassified myeloproliferative disease (D47.1)</u></p>	<p><i>Category title revised.</i> <i>Exclusion and inclusion terms added.</i></p>
C92.2	<p>Subacute <u>Atypical chronic myeloid leukaemia, BCR/ABL-negative</u></p>	<p><i>Category title revised.</i></p>
C92.3	<p>Myeloid sarcoma</p> <p><u>Note: A tumour of immature myeloid cells.</u></p>	<p><i>Note added.</i></p>
C92.4	<p>Acute promyelocytic leukaemia [<u>PML</u>] <u>AML M3</u> <u>AML M3 with t(15; 17) and variants</u></p>	<p><i>Category title revised.</i> <i>Inclusion terms added.</i></p>
C92.5	<p>Acute myelomonocytic leukemia <u>AML M4</u> <u>AML M4 Eo with inv(16) or t(16;16)</u></p>	<p><i>Inclusion terms added.</i></p>

CODES	CATEGORY TITLES	REMARKS
C92.6	<u>Acute myeloid leukaemia with 11q23-abnormality</u> <u>Acute myeloid leukaemia with variation of MLL-gene</u>	<i>Category added (New code).</i>
C92.7	Other myeloid leukemia <u>Excludes: chronic eosinophilic leukaemia [hypereosinophilic syndrome] (D47.5)</u>	<i>Exclusion term added.</i>
C92.8	<u>Acute myeloid leukaemia with multilineage dysplasia</u> <u>Note: Acute myeloid leukaemia with dysplasia of remaining haematopoiesis and/or myelodysplastic disease in its history.</u>	<i>Category added (New code).</i>
C93.0	Acute <u>monoblastic/monocytic leukaemia</u> <u>AML M5a</u> <u>AML M5b</u> <u>AML M5</u> <u>Excludes: acute exacerbation of chronic monocytic leukaemia (C93.1)</u>	<i>Category title revised. Inclusion terms added. Exclusion term deleted.</i>
C93.1	Chronic monocytic <u>myelomonocytic leukaemia</u> <u>Chronic monocytic leukaemia</u> <u>CMML-1</u> <u>CMML-2</u>	<i>Category title revised. Inclusion terms added.</i>

CODES	CATEGORY TITLES	REMARKS
	<u>CMML with eosinophilia</u>	
C93.2	Subacute monocytic leukaemia	<i>Category deleted.</i>
<u>C93.3</u>	<u>Juvenile myelomonocytic leukaemia</u>	<i>Category added (New code).</i>
C94.0	Acute erythraemia and erythroleukaemia <u>erythroid leukaemia</u> <u>Acute myeloid leukaemia, M6 (a)(b)</u> <u>Erythroleukaemia</u> Acute erythraemic myelosis Di Guglielmo's disease	<i>Category title revised. Inclusion terms added/deleted.</i>
C94.1	Chronic erythraemia	<i>Category deleted..</i>
C94.2	Acute megakaryoblastic leukaemia <u>Acute megakaryocytic leukaemia</u> <u>Acute myeloid leukaemia, M7</u> Leukaemia: • megakaryoblastic (acute) • megakaryocytic (acute)	<i>Inclusion terms added/deleted.</i>
C94.4	Acute panmyelosis <u>with myelofibrosis</u> <u>Acute myelofibrosis</u>	<i>Category title revised. Inclusion term added.</i>
C94.5	Acute myelofibrosis	<i>Category deleted..</i>
<u>C94.6</u>	<u>Myelodysplastic and myeloproliferative disease, not elsewhere classified</u>	<i>Category added (New code).</i>
C94.7	Other specified leukaemias <u>Acute basophilic leukaemia</u> <u>Aggressive NK-cell leukaemia</u> Lymphosarcoma cell leukaemia	<i>Inclusion terms added/deleted.</i>

CODES	CATEGORY TITLES	REMARKS
C95.0	Acute leukaemia of unspecified cell type <u>Acute bilineal leukaemia</u> <u>Acute mixed lineage leukaemia</u> <u>Biphenotypic acute leukaemia</u> Blast cell leukaemia Stem cell leukaemia <u>of unclear lineage</u>	<i>Inclusion terms added/deleted/ revised.</i>
C95.2	Subacute leukaemia of unspecified cell type	<i>Category deleted.</i>
C96.0	<u>Multifocal and multisystemic (disseminated) Langerhans-cell histiocytosis [Letterer-Siwe disease]</u> <u>Histiocytosis X, multisystemic</u> Nonlipid: <ul style="list-style-type: none"> • reticuloendotheliosis • reticulosis 	<i>Category title revised. Inclusion terms added/deleted.</i>
C96.1	Malignant histiocytosis	<i>Category deleted.</i>
C96.2	Malignant mast cell tumour <u>Aggressive systemic mastocytosis</u> Malignant: <ul style="list-style-type: none"> • mastocytoma • mastocytosis Mast cell sarcoma <i>Excludes :</i> <u>indolent mastocytosis (D47.0)</u> mast cell leukaemia (C94.3) (congenital) mastocytosis (<u>congenital</u>) (cutaneous) (Q82.2)	<i>Inclusion terms added/deleted. Exclusion terms added/ revised.</i>
C96.3	True histiocytic lymphoma	<i>Category deleted.</i>

CODES	CATEGORY TITLES	REMARKS
<u>C96.4</u>	<u>Sarcoma of dendritic cells (accessory cells)</u> <u>Interdigitating dendritic cell sarcoma</u> <u>Langerhans-cell sarcoma</u> <u>Sarcoma of follicular dendritic cells</u>	<i>Category added (New code).</i>
<u>C96.5</u>	<u>Multifocal and unisystemic Langerhans-cell histiocytosis</u> <u>Hand-Schüller-Christian disease</u> <u>Histiocytosis X, multifocal</u>	<i>Category added (New code).</i>
<u>C96.6</u>	<u>Unifocal langerhans-cell histiocytosis</u> <u>Eosinophilic granuloma</u> <u>Histiocytosis X NOS</u> <u>Histiocytosis X, unifocal</u> <u>Langerhans-cell histiocytosis NOS</u>	<i>Category added (New code).</i>
<u>C96.8</u>	<u>Histiocytic sarcoma</u> <u>Malignant histiocytosis</u>	<i>Category added (New code).</i>
D07.5	Prostate <u>Excludes: Low grade dysplasia of prostate (N42.3)</u>	<i>Exclusion term added.</i>
D29.1	Prostate <u>Excludes: hyperplasia of prostate (adenomatous) (N40) prostatic:</u> <ul style="list-style-type: none"> • adenoma (N40) ... 	<i>Exclusion term deleted.</i>
D31.4	Ciliary body Eyeball	<i>Inclusion term deleted.</i>

CODES	CATEGORY TITLES	REMARKS
D31.9	Eye, unspecified Eyeball	<i>Inclusion term added.</i>
D45	<p>Polycythaemia vera</p> <p><u>Note: Polycythaemia vera has been reclassified in ICD-O Third Edition with a malignant code. The code D45 will continue to be used, although it is located in the chapter for Neoplasms of uncertain or unknown behaviour. The modification of its classification is reserved for ICD-11 revision process.</u></p>	<i>Note added.</i>
D46	<p>Myelodysplastic syndromes</p> <p><i>Includes:</i> Alkylating Alkylating agent related myelodysplastic syndrome <u>Epipodophyllotoxin related myelodysplastic syndrome</u> <u>Therapy related myelodysplastic syndrome NOS</u></p> <p><u>Excludes:</u> drug induced aplastic anemia (D61.1)</p>	<i>Inclusion terms added/revised. Exclusion term added.</i>
D46.0	Refractory anaemia without <u>ringed</u> sideroblasts, so stated	<i>Category title revised. Note added.</i>

CODES	CATEGORY TITLES	REMARKS
	<u>Note: without sideroblasts, without excess of blasts</u>	
D46.1	Refractory anaemia with <u>ringed</u> sideroblasts	<i>Category title revised.</i>
D46.2	Refractory anaemia with excess of blasts <u>RAEB I</u> <u>RAEB II</u>	<i>Inclusion terms added.</i>
D46.3	Refractory anaemia with excess of blasts with transformation	<i>Category deleted.</i>
<u>D46.5</u>	<u>Refractory anaemia with multi-lineage dysplasia</u>	<i>Category added (New code).</i>
<u>D46.6</u>	<u>Myelodysplastic syndrome with isolated del(5q) chromosomal abnormality</u> <u>5 q-minus syndrome</u>	<i>Category added (New code).</i>
D46.7	Other myelodysplastic syndromes <u>Excludes: chronic myelomonocytic leukaemia (C93.1)</u>	<i>Exclusion term added.</i>
D47.0	Histiocytic and mast cell tumours of uncertain and unknown behavior <u>Indolent systemic mastocytosis</u> Mast cell tumour NOS Mastocytoma NOS <u>Systemic mastocytosis, associated with clonal haematopoietic non-mast-cell disease (SM-HNMD)</u>	<i>Inclusion terms added.</i> <i>Exclusion term revised.</i>

CODES	CATEGORY TITLES	REMARKS
	<p><i>Excludes:</i> mastocytosis (<u>congenital</u>) (cutaneous) (Q82.2)</p>	
D47.1	<p>Chronic myeloproliferative disease <u>Chronic neutrophilic leukaemia metaplasia</u> Myeloproliferative disease, unspecified <u>Myelosclerosis (megakaryocytic) with myeloid metaplasia</u></p> <p><i>Excludes:</i> <u>atypical chronic myeloid leukaemia, BCR/ABL- negative(C92.2)</u> <u>chronic myeloid leukaemia [CML] BCR/ABL-positive (C92.1)</u></p>	<p><i>Inclusion term added/revised. Exclusion terms added.</i></p>
D47.2	<p>Monoclonal gammopathy <u>of undetermined significance (MGUS)</u></p>	<p><i>Category title revised.</i></p>
<u>D47.4</u>	<p><u>Osteomyelofibrosis</u> <u>Chronic idiopathic myelofibrosis</u> <u>Myelofibrosis (idiopathic) (with myeloid metaplasia)</u> <u>Myelosclerosis (megakaryocytic) with myeloid metaplasia</u> <u>Secondary myelofibrosis in myeloproliferative disease</u></p> <p><i>Excludes:</i> <u>acute myelofibrosis (C94.4)</u></p>	<p><i>Category added (New code).</i></p>
<u>D47.5</u>	<p><u>Chronic eosinophilic leukaemia [hypereosinophilic syndrome]</u></p>	<p><i>Category added (New code).</i></p>

CODES	CATEGORY TITLES	REMARKS
D47.7	Other specified neoplasms of uncertain or unknown behaviour of lymphoid, haematopoietic and related tissue <u>Histiocytic tumours of uncertain and unknown behavior</u>	<i>Inclusion term added.</i>
CHAPTER III: DISEASES OF THE BLOOD AND BLOOD-FORMING ORGANS AND CERTAIN DISORDERS INVOLVING THE IMMUNE MECHANISM		
D56.1	Beta thalassaemia Sickle-cell beta thalassaemia	<i>Inclusion term deleted.</i>
D57	Sickle-cell disorders <i>Excludes:</i> sickle-cell beta thalassaemia (D56.1)	<i>Exclusion term deleted.</i>
D57.2	Double heterozygous sickling disorders Disease: <u>sickle-cell thalassaemia</u>	<i>Inclusion term added.</i>
D57.3	Sickle-cell trait ... Heterozygous haemoglobin S [<u>HbAS</u>]	<i>Inclusion term revised.</i>
D63.8*	Anaemia in other chronic diseases classified elsewhere <u>Anaemia in chronic kidney disease \geq stage 3 (N18.3 – N18.5†)</u>	<i>Inclusion term added.</i>
D64	Other anaemias <i>Excludes:</i> refractory anaemia: ...	<i>Exclusion term revised.</i>

CODES	CATEGORY TITLES	REMARKS
	<ul style="list-style-type: none"> with transformation (D46.3-C92.0) 	
D68.5	<u>Primary Thrombophilia</u> <u>Activated protein C resistance</u> <u>[factor V Leiden mutation]</u> <u>Deficiency:</u> <ul style="list-style-type: none"> <u>·antithrombin</u> <u>· protein C</u> <u>· protein S</u> <u>Prothrombin gene mutation</u>	<i>Category added (New code).</i>
D68.6	<u>Other Thrombophilia</u> <u>Anticardiolipin syndrome</u> <u>Antiphospholipid syndrome</u> <u>Presence of the lupus anticoagulant</u> <u>Excludes: disseminated intravascular coagulation (D65)</u> <u>hyperhomocysteinemia (E72.1)</u>	<i>Category added (New code).</i>
D68.8	Other specified coagulation defects Presence of systemic lupus erythematosus [SLE] inhibitor	<i>Inclusion term deleted.</i>
D70	Agranulocytosis ... <u>Werner- Schultz disease</u>	<i>Inclusion term added.</i>
D72	Other disorders of white blood cells <u>Excludes: abnormal white blood cells (count) (R72)</u>	<i>Exclusion term added.</i>

CODES	CATEGORY TITLES	REMARKS
D75.1	Secondary polycythaemia <u>Erythrocytosis NOS</u> Polycythaemia: • <u>NOS</u>	<i>Inclusion term added.</i>
D75.2	Essential thrombocyto-	<i>Category deleted.</i>
D76	<p>Certain <u>Other specified diseases involving with participation of lymphoreticular tissue and reticulohistiocytic system tissue</u></p> <p><i>Excludes:</i> <u>(Abt-)</u>Letterer-Siwe disease (C96.0) <u>eosinophilic granuloma (C96.6)</u> <u>Hand-Schüller-Christian disease (C96.5)</u> <u>histiocytic sarcoma (C96.8)</u> <u>histiocytosis X, multifocal (C96.5)</u> <u>histiocytosis X, unifocal (C96.6)</u> <u>Langerhans-cell histiocytosis, multifocal (C96.5)</u> <u>Langerhans-cell histiocytosis, unifocal (C96.6)</u> Malignant histiocytosis (C96.8) <u>reticuloendotheliosis; or reticulosis:</u></p> <ul style="list-style-type: none"> • histiocytic medullary (C96.9) • leukaemic (C91.4) • lipomelanotic (I89.8) • malignant (C85.7) • nonlipid (C96.0) <p><u>Reticulosis:</u></p> <ul style="list-style-type: none"> • <u>histiocytic medullary (C96.8)</u> 	<i>Category title revised.</i> <i>Exclusion terms revised/ added.</i>

CODES	CATEGORY TITLES	REMARKS
	<ul style="list-style-type: none"> • <u>lipomelanotic (I89.8)</u> • <u>malignant NOS (C86.0)</u> 	
D76.0	Langerhans' cell histiocytosis, not elsewhere classified	<i>Category deleted.</i>
D76.1	Haemophagocytic lymphohistiocytosis ... Histiocytoses of mononuclear phagocytes other than Langerhans' cells NOS	<i>Inclusion term revised.</i>
Certain disorders involving the immune mechanism (D80-D89) <i>Excludes:</i> autoimmune disease (systemic) NOS (M35.9) functional disorders of polymorpho-nuclear neutrophils (D71) human immunodeficiency virus [HIV] disease (B20-B24) <u>human immunodeficiency virus [HIV] disease complicating pregnancy, childbirth and the puerperium (O98.7)</u>		<i>Exclusion term added at the block level.</i>
<u>D89.3</u>	<u>Immune reconstitution syndrome</u> <u>Immune reconstitution inflammatory syndrome [IRIS]</u>	<i>Category added (New code).</i>

CODES	CATEGORY TITLES	REMARKS
	<p><u>Use additional external cause code (Chapter XX), if desired, to identify drug.</u></p>	
CHAPTER IV: ENDOCRINE, NUTRITIONAL AND METABOLIC DISEASES		
E10	<p>Insulin-dependent <u>Type 1</u> diabetes mellitus [See before E10 for subdivisions]</p> <p><i>Includes:</i> diabetes (mellitus):</p> <ul style="list-style-type: none"> • brittle • juvenile-onset • ketosis-prone • type I 	<p><i>Category title and inclusion term revised.</i></p>
E11	<p>Non-insulin-dependent <u>Type 2</u> diabetes mellitus [See before E10 for subdivisions]</p> <p><i>Includes:</i> diabetes (mellitus) (nonobese) (obese):</p> <ul style="list-style-type: none"> • adult-onset • maturity-onset • nonketotic • stable • type II <p>non-insulin-dependent diabetes of the young</p>	<p><i>Category title and inclusion term revised.</i></p>
E12	<p>Malnutrition-related diabetes mellitus</p> <p><i>Includes:</i> malnutrition-related diabetes mellitus:</p>	<p><i>Inclusion terms revised.</i></p>

CODES	CATEGORY TITLES	REMARKS
	<ul style="list-style-type: none"> • insulin dependent • non insulin dependent • <u>type 1</u> • <u>type 2</u> 	
E13	<p>Other specified diabetes mellitus</p> <p><i>Excludes:</i> diabetes mellitus (in):</p> <ul style="list-style-type: none"> • insulin dependent (E10.-) • malnutrition-related (E12.-) • neonatal (P70.2) • non insulin dependent (E11.-) • pregnancy (gestational), childbirth and the puerperium (O24.-) • type 1 (E10.-) • type 2 (E11.-) 	<i>Exclusion terms revised .</i>
E14	<p>Unspecified diabetes mellitus</p> <p><i>Excludes:</i> diabetes mellitus (in):</p> <ul style="list-style-type: none"> • insulin dependent (E10.-) • malnutrition-related (E12.-) • neonatal (P70.2) • non insulin dependent (E11.-) • pregnancy (gestational), childbirth and the puerperium (O24.-) • <u>type 1 (E10.-)</u> • <u>type 2 (E11.-)</u> 	<i>Exclusion terms revised.</i>

CODES	CATEGORY TITLES	REMARKS
E21.2	Other hyperparathyroidism <u>Tertiary hyperparathyroidism</u>	<i>Inclusion term added.</i>
E64	Sequelae of malnutrition and other nutritional deficiencies <i>Note:</i> <u>Not to be used for chronic malnutrition or nutritional deficiency. Code these to current malnutrition or nutritional deficiency.</u>	<i>Note added.</i>
E64.3	Sequelae of rickets <u>Use additional code (M40.-), if desired, to identify kyphosis</u>	<i>Note added.</i>
E68	Sequelae of hyperalimentation <i>Note:</i> <u>Not to be used for chronic hyperalimentation. Code these to current hyperalimentation.</u>	<i>Note added.</i>
E71.3	Sequelae of hyperalimentation <i>Note:</i> <u>Not to be used for chronic hyperalimentation. Code these to current hyperalimentation.</u> <i>Excludes:</i> Refsum's disease (G60.1) Schilder's disease (G37.0) Zellweger's syndrome (Q87.8)	<i>Note added.</i> <i>Exclusion terms revised/deleted.</i>
E72.0	Disorders of amino-acid transport	<i>Inclusion term added.</i>

CODES	CATEGORY TITLES	REMARKS
	<u>Cystine storage disease† (N29.8*)</u>	
E72.3	Disorders of lysine and hydroxylysine metabolism ... <u>Excludes: Refsum disease (G60.1)</u> <u>Zellweger syndrome (Q87.8)</u> ... Disease: ... <ul style="list-style-type: none"> • <u>Tarui</u> 	<i>Exclusion terms added.</i>
E74.0	Glycogen storage disease	<i>Inclusion term added.</i>
E83.3	Disorders of phosphorus metabolism and <u>phosphatases</u>	<i>Category title revised.</i>
E84.1	Cystic Fibrosis with intestinal manifestations <u>Distal intestinal obstruction syndrome</u> <u>Meconium ileus in cystic fibrosis+ (P75*)</u> <i>Excludes: meconium obstruction (ileus) in cases where cystic fibrosis is known not to be present (P76.0)</i>	<i>Inclusion terms added/revised. Exclusion term revised.</i>
E84.8	Cystic Fibrosis with other manifestations Cystic fibrosis with combined manifestations	<i>Inclusion term deleted.</i>
E88	Other metabolic disorder ... <i>Excludes: histiocytosis X (chronic)</i>	<i>Exclusion term code revised.</i>

CODES	CATEGORY TITLES	REMARKS
	(D76.0 C96.6)	
E88.0	Disorders of plasma-protein metabolism, not elsewhere classified <i>Excludes: ...</i> monoclonal gammopathy of <u>undetermined significance</u> (MGUS) (D47.2) Waldenström's macroglobulinaemia (C88.0)	<i>Exclusion terms revised.</i>
<u>E88.3</u>	<u>Tumour lysis syndrome</u> <u>Tumour lysis (following antineoplastic</u> <u>drug therapy)(spontaneous)</u>	<i>Category added (New code).</i>
CHAPTER V: MENTAL AND BEHAVIORAL DISORDERS		
F02.8*	Dementia in other specified diseases classified elsewhere Dementia (<u>in</u>): ... • <u>uraemia (N18.5†)</u>	<i>Inclusion term added/revised.</i>
F05.8	Other delirium <u>Postoperative delirium</u>	<i>Inclusion term added.</i>
F07.2	Postconcussional syndrome ... <i>Excludes: current concussion, brain</i> <u>(S06.0)</u>	<i>Exclusion term added.</i>

CODES	CATEGORY TITLES	REMARKS
	<p>Mental and behavioural disorders due to psychoactive substance abuse (F10-F19)</p> <p>The following fourth-character subdivisions are for use with categories F10-F19:</p> <p>.0 Acute intoxication Acute drunkenness (in alcoholism) ...</p> <p>.6 Amnesic syndrome ... Korsakov's psychosis or syndrome, alcohol- or other psychoactive substance-induced or unspecified</p> <p><u>Use additional code, (E51.2† G32.8*), if desired, when associated with Wernicke's disease or syndrome.</u></p>	<p><i>Block level subdivision inclusion term revised.</i> <i>Block level subdivision note added.</i></p>
F80.1	<p>Expressive language disorder ...</p> <p><i>Excludes:</i> acquired aphasia with epilepsy [Landau-Kleffner] (F80.3) developmental dysphasia or aphasia, receptive type (F80.2) dysphasia and aphasia NOS (R47.0) <u>dysphasia and aphasia:</u> • <u>NOS (R47.0)</u> • <u>developmental, receptive type (F80.2)</u></p>	<p><i>Exclusion terms deleted/added.</i></p>
F80.2	<p>Receptive language disorder</p>	<p><i>Exclusion term revised.</i></p>

CODES	CATEGORY TITLES	REMARKS
	<p><i>Excludes: ...</i> dysphasia and aphasia: ... • <u>developmental</u>, expressive type (F80.1)</p>	
CHAPTER VI: DISEASES OF THE NERVOUS SYSTEM		
G04.8	<p>Other encephalitis, myelitis and encephalomyelitis ... <u>Use additional code, if desired, to identify any associated epileptic seizures. (G40.-)</u></p>	<i>Note added.</i>
G05.1*	<p>Encephalitis, myelitis and encephalomyelitis in viral diseases classified elsewhere Encephalitis, myelitis or encephalomyelitis (in): • influenza (J09†, J10.8†, J11.8†)</p>	<i>Inclusion term revised.</i>
G09	<p>Sequelae of inflammatory diseases of central nervous system <i>Note: This Category G09 is to be used to indicate conditions whose primary classification is to G00-G08 (i.e. excluding those marked with an asterisk (*)) as the cause of sequelae, themselves classifiable elsewhere. ...</i></p>	<i>Note revised/added.</i>

CODES	CATEGORY TITLES	REMARKS
	<p><u>Not to be used for chronic inflammatory diseases of the central nervous system.</u> <u>Code these to current inflammatory diseases of the central nervous system.</u></p>	
	<p>Systemic atrophies primarily affecting the central nervous system (G10-G13<u>G14</u>)</p>	<p><i>Block range revised.</i></p>
<u>G11</u>	<p>Hereditary ataxia</p> <p><i>Excludes:</i> <u>cerebral palsy (G80.-)</u> infantile cerebral palsy (G80.-)</p>	<p><i>Exclusion terms deleted/added.</i></p>
<u>G14</u>	<p><u>Postpolio syndrome</u> <u>Postpolio myelitic syndrome</u></p> <p><i>Excludes:</i> <u>sequelae of poliomyelitis (B91)</u></p>	<p><i>Category added (New code).</i></p>
<u>G21.4</u>	<p><u>Vascular parkinsonism</u></p>	<p><i>Category added (New code).</i></p>
G23.1	<p>Progressive supranuclear ophthalmoplegia [Steele-Richardson-Olszewski] <u>Progressive supranuclear palsy</u></p>	<p><i>Inclusion term added.</i></p>
G31.0	<p>Circumscribed brain atrophy <u>Frontotemporal dementia (FTD)</u></p>	<p><i>Inclusion term added.</i></p>

CODES	CATEGORY TITLES	REMARKS
G31.8	Other specified degenerative diseases of nervous system ... <u>Lewy body(ies)(dementia)(disease)</u>	<i>Inclusion term added</i>
G61.0	Guillain-Barré syndrome ... <u>Miller Fisher Syndrome</u>	<i>Inclusion term added.</i>
G73.1*	Eaton-Lambert-Eaton syndrome (C80.-†) (C00-D48†)	<i>Category title and code range of the dagger code revised.</i>
G80	Infantile Cerebral palsy <i>Includes: Little's disease</i>	<i>Category title revised. Inclusion term deleted.</i>
G80.0	Spastic <u>quadriplegic</u> cerebral palsy <u>Spastic tetraplegic cerebral palsy</u>	<i>Category title revised. Inclusion term added.</i>
G80.1	Spastic diplegia <u>diplegic cerebral palsy</u>	<i>Category title revised.</i>
G80.2	Infantile hemiplegia <u>Spastic hemiplegic cerebral palsy</u>	<i>Category title revised.</i>
G80.3	Dyskinetic cerebral palsy <u>Dystonic cerebral palsy</u>	<i>Inclusion term added.</i>
G80.8	Other infantile cerebral palsy	<i>Category title revised.</i>
G80.9	Infantile <u>Cerebral palsy, unspecified</u>	<i>Category title revised</i>

CODES	CATEGORY TITLES	REMARKS
G81	Hemiplegia <i>Excludes:</i> congenital and infantile cerebral palsy (G80.-)	<i>Exclusion term revised.</i>
G82	Paraplegia and tetraplegia <i>Excludes:</i> congenital and infantile cerebral palsy (G80.-)	<i>Exclusion term revised.</i>
<u>G90.4</u>	<u>Autonomic dysreflexia</u>	<i>Category added (New code).</i>
G99.8*	Other specified disorders of nervous system in diseases classified elsewhere <u>Uraemic paralysis (N18.5†)</u>	<i>Inclusion term added.</i>
CHAPTER VII: DISEASES OF THE EYE AND ADNEXA		
H32.8*	Other chorioretinal disorders in diseases classified elsewhere <u>Albumin uric retinitis (N18.5†)</u> <u>Renal retinitis (N18.5†)</u>	<i>Inclusion term added.</i>
H54	Blindness and low vision <u>Visual impairment including blindness (binocular or monocular)</u>	<i>Category title revised.</i>
H54.0	Blindness , both eyes <u>binocular</u>	<i>Category title revised.</i>
H54.1	Blindness , one eye, low vision other eye <u>Severe visual impairment, binocular</u> Visual impairment categories 3, 4,	<i>Category title revised</i> <i>Inclusion term added/deleted.</i>

CODES	CATEGORY TITLES	REMARKS
	5 in one eye, with categories 1 or 2 in the other eye <u>Visual impairment category 2</u>	
H54.2	Low vision, both eyes <u>Moderate visual impairment, binocular</u> Visual impairment categories 1 or 2 category 1 in both eyes	<i>Category title revised.</i> <i>Inclusion term revised.</i>
H54.3	Unqualified visual loss, both eyes <u>Mild or no visual impairment, binocular</u> Visual impairment category 9 in both eyes category 0	<i>Category title revised.</i> <i>Inclusion term revised.</i>
H54.4	Blindness, one eye monocular Visual impairment categories 3, 4, 5 in one eye [normal vision in other eye] and categories 0, 1, 2 or 9 in the other eye	<i>Category title revised.</i> <i>Inclusion term revised.</i>
H54.5	Low vision one eye <u>Severe visual impairment, monocular</u> Visual impairment categories 1 or 2 in one eye [normal vision in other eye] category 2 in one eye and categories 0, 1 or 9 in other eye	<i>Category title revised.</i> <i>Inclusion term revised.</i>
H54.6	Unqualified visual loss, one eye <u>Moderate visual impairment, monocular</u> Visual impairment category 9 in one eye [normal vision in other eye] category 1 in one eye and categories 0 or 9 in other eye	<i>Category title revised.</i> <i>Inclusion term revised.</i>
H54.7	Unspecified visual loss	<i>Category deleted.</i>

CODES	CATEGORY TITLES	REMARKS
H54.9	<u>Unspecified visual impairment (binocular)</u> <u>Visual impairment category 9</u>	<i>Category added (New code).</i>
<p><i>Note:</i> The table below gives a classification of severity of visual impairment recommended by a WHO study group on the Prevention of Blindness, Geneva, 6-10 November 1972. <u>the Resolution of the International Council of Ophthalmology (2002) and the Recommendations of the WHO Consultation on "Development of Standards for Characterization of Vision Loss and Visual Functioning" (Sept 2003)</u></p> <p>The term "low vision" in category H54 comprises categories 1 and 2 of the table, the term "blindness" categories 3, 4 and 5, and the term "unqualified visual loss" category 9. For characterizing visual impairment for codes H54.0 to H54.3, visual acuity should be measured with both eyes open with presenting correction if any. For characterizing visual impairment for codes H54.4 to H54.6, visual acuity should be measured monocularly with presenting correction if any.</p> <p>If the extent of the visual field is taken into account, patients with a <u>visual field no greater than 10° but greater than 5°</u></p>		<i>Notes and Table re Visual impairment revised (Old Table of visual impairment category deleted).</i>

CODES	CATEGORY TITLES	REMARKS															
	<p>around central fixation should be placed in category 3 and patients with a field no greater than 5° around central fixation should be placed in category 4, even if the central acuity is not impaired. <u>of the better eye no greater than 10° in radius around central fixation should be placed under category 3. For monocular blindness (H54.4), this degree of field loss would apply to the affected eye.</u></p>																
	<p>Table 1 Proposed revision of categories of visual impairment Category</p> <p>Presenting distance visual acuity</p> <table border="0"> <thead> <tr> <th></th> <th><u>Worse than:</u></th> <th><u>Equal to or better than:</u></th> </tr> </thead> <tbody> <tr> <td><u>0 Mild or no visual Impairment</u></td> <td></td> <td><u>6/18</u> <u>3/10 (0.3)</u> <u>20/70</u></td> </tr> <tr> <td><u>1 Moderate visual impairment</u></td> <td><u>6/18</u> <u>3/10 (0.3)</u> <u>20/70</u></td> <td><u>6/60</u> <u>1/10 (0.1)</u> <u>20/200</u></td> </tr> <tr> <td><u>2 Severe visual impairment</u></td> <td><u>6/60</u> <u>1/10 (0.1)</u> <u>20/200</u></td> <td><u>3/60</u> <u>1/20 (0.05)</u> <u>20/400</u></td> </tr> <tr> <td><u>3 Blindness</u></td> <td><u>3/60</u> <u>1/20 (0.05)</u> <u>20/400</u></td> <td><u>1/60*</u> <u>1/50 (0.02)</u> <u>5/300 (20/1200)</u></td> </tr> </tbody> </table>		<u>Worse than:</u>	<u>Equal to or better than:</u>	<u>0 Mild or no visual Impairment</u>		<u>6/18</u> <u>3/10 (0.3)</u> <u>20/70</u>	<u>1 Moderate visual impairment</u>	<u>6/18</u> <u>3/10 (0.3)</u> <u>20/70</u>	<u>6/60</u> <u>1/10 (0.1)</u> <u>20/200</u>	<u>2 Severe visual impairment</u>	<u>6/60</u> <u>1/10 (0.1)</u> <u>20/200</u>	<u>3/60</u> <u>1/20 (0.05)</u> <u>20/400</u>	<u>3 Blindness</u>	<u>3/60</u> <u>1/20 (0.05)</u> <u>20/400</u>	<u>1/60*</u> <u>1/50 (0.02)</u> <u>5/300 (20/1200)</u>	
	<u>Worse than:</u>	<u>Equal to or better than:</u>															
<u>0 Mild or no visual Impairment</u>		<u>6/18</u> <u>3/10 (0.3)</u> <u>20/70</u>															
<u>1 Moderate visual impairment</u>	<u>6/18</u> <u>3/10 (0.3)</u> <u>20/70</u>	<u>6/60</u> <u>1/10 (0.1)</u> <u>20/200</u>															
<u>2 Severe visual impairment</u>	<u>6/60</u> <u>1/10 (0.1)</u> <u>20/200</u>	<u>3/60</u> <u>1/20 (0.05)</u> <u>20/400</u>															
<u>3 Blindness</u>	<u>3/60</u> <u>1/20 (0.05)</u> <u>20/400</u>	<u>1/60*</u> <u>1/50 (0.02)</u> <u>5/300 (20/1200)</u>															

CODES	CATEGORY TITLES	REMARKS
<p>4 Blindness</p> <p>5 Blindness</p> <p>9</p>	<p><u>1/60*</u> <u>Light perception</u></p> <p><u>1/50 (0.02)</u></p> <p><u>5/300 (20/1200)</u></p> <p><u>No light perception</u></p> <p><u>Undetermined or unspecified</u></p>	
<p><i>* Or counts fingers (CF) at 1 metre.</i></p> <p><u>Note: The term visual impairment in category H54 comprises category 0 for mild or no visual impairment, category 1 for moderate visual impairment, category 2 for severe visual impairment, categories 3, 4 and 5 for blindness and category 9 for unqualified visual impairment. The term "low vision" included in the previous revision has been replaced by categories 1 and 2 to avoid confusion with those requiring low vision care.</u></p>		
H59.0	<p>Vitreous syndrome <u>Keratopathy (bullous aphakic) following cataract surgery</u></p> <p><u>Vitreous (Touch) Syndrome</u></p> <p><u>Vitreous Corneal Syndrome</u></p>	<p><i>Category title revised.</i></p> <p><i>Inclusion terms added.</i></p>
H59.8	<p>Other postprocedural disorders of eye and adnexa</p> <p><u>Bleb associated endophthalmitis</u></p> <p><u>Inflammation (infection) of postprocedural bleb</u></p> <p><u>Postprocedural blebitis</u></p>	<p><i>Inclusion terms added.</i></p>

CODES	CATEGORY TITLES	REMARKS
H65	Nonsuppurative otitis media <u>Use additional code to identify presence of perforated tympanic membrane (H72.-)</u>	<i>Note added.</i>
H66	Suppurative and unspecified otitis media <u>Use additional code to identify presence of perforated tympanic membrane (H72.-)</u>	<i>Note added.</i>
H67.1*	Otitis media in viral diseases classified elsewhere Otitis media in: <ul style="list-style-type: none"> • influenza (<u>J09 J10</u> -J11†) 	<i>Dagger code of the inclusion term revised.</i>
CHAPTER IX: DISEASES OF THE CIRCULATORY SYSTEM		
I07	Rheumatic tricuspid valve diseases <i>Includes:</i> whether specified as rheumatic or <u>of unspecified origin</u> not	<i>Inclusion term revised.</i>
I08	Multiple valve diseases <i>Includes:</i> whether specified as rheumatic or <u>of unspecified origin</u> not <i>Excludes:</i> endocarditis, valve unspecified (I38) rheumatic diseases of endocardium, valve unspecified (I09.1)	<i>Inclusion term revised. Exclusion terms added.</i>

CODES	CATEGORY TITLES	REMARKS
	<p style="text-align: center;"><u>multiple valve diseases of specified origin other than rheumatic heart disease (use appropriate codes in I34-I38, Q22-Q23 and Q24.8)</u></p>	
I08.0	<p>Disorders of both mitral and aortic valves</p> <p>Involvement of both mitral and aortic valves whether specified as rheumatic or not <u>of unspecified origin</u></p>	<i>Inclusion term revised.</i>
I12	<p>Hypertensive renal disease</p> <p><i>Includes:</i> any condition in <u>N00–N07</u>, N18.-, N19, or N26 with any condition in I10 <u>due to hypertension</u></p> <p>...</p>	<i>Inclusion term revised.</i>
<p>Ischaemic heart diseases (I20–I25)</p> <p><i>Note:</i> For morbidity, duration as used in categories I21–I25 <u>I21, I22, I24 and I25</u> refers to the interval elapsing between onset of the ischaemic episode and admission to care. For mortality, duration refers to the interval elapsing between onset and death.</p>		<i>Block level note revised.</i>
I20.8	<p>Other forms of angina pectoris</p> <p>...</p> <p><u>Coronary slow flow syndrome</u></p>	<i>Inclusion term added.</i>
I22	Subsequent myocardial infarction	<i>Inclusion terms</i>

CODES	CATEGORY TITLES	REMARKS
	<p><i>Includes:</i> recurrent myocardial infarction:</p> <ul style="list-style-type: none"> • <u>extension</u> • <u>recurrent</u> • <u>reinfarction</u> <p><u>Note:</u> For morbidity coding, this category should be assigned for infarction of any myocardial site, occurring within 4 weeks (28 days) from onset of a previous infarction.</p>	<p><i>revised/added. Note added.</i></p>
I27.0	<p>Primary pulmonary hypertension Pulmonary (artery) hypertension (idiopathic)(primary)</p>	<p><i>Inclusion term deleted.</i></p>
I27.8	<p>Other specified pulmonary heart disease</p> <p><u>Excludes:</u> Eisenmenger defect (Q21.8)</p>	<p><i>Exclusion term added.</i></p>
I34	<p>Nonrheumatic mitral valve disorders</p> <p><i>Excludes:</i> ... <u>when specified as congenital</u> (<u>Q23.2, Q23.3</u>)</p>	<p><i>Exclusion term added.</i></p>
I35	<p>Nonrheumatic aortic valve disorders</p> <p><i>Excludes:</i> ... <u>when specified as congenital</u> (<u>Q23.0, Q23.1</u>)</p>	<p><i>Exclusion term added.</i></p>
I36	<p>Nonrheumatic tricuspid valve disorders</p>	<p><i>Exclusion term</i></p>

CODES	CATEGORY TITLES	REMARKS
	<p><i>Excludes: ...</i> <u>when specified as congenital</u> (Q22.4, Q22.8, Q22.9)</p>	<p><i>added.</i></p>
<p>I37</p>	<p>Pulmonary valve disorders</p> <p><i>Excludes: ...</i> <u>when specified as congenital</u> (Q22.1, Q22.2, Q22.3)</p>	<p><i>Exclusion term added.</i></p>
<p>I38</p>	<p>Endocarditis, valve unspecified</p> <p><i>Includes:...</i> Valvular:</p> <ul style="list-style-type: none"> • incompetence • insufficiency • regurgitation • stenosis <p style="margin-left: 40px;"> of } NOS or of unspe- } specified cause cified } except rheumatic valve } or congenial</p> <p>Valvulitis (chronic)</p> <p><i>Excludes: ...</i> <u>congenital insufficiency of cardiac</u> <u>valve NOS (Q24.8)</u> <u>congenital stenosis of cardiac valve</u> <u>NOS (Q24.8)</u></p>	<p><i>Inclusion term revised.</i> <i>Exclusion terms added.</i></p>
<p>I41.1</p>	<p>Myocarditis in viral diseases classified elsewhere</p> <p>Influenzal myocarditis (acute) (<u>J09†</u>, <u>J10.8†</u>, <u>J11.8†</u>)</p>	<p><i>Dagger code of the inclusion term added.</i></p>
<p>I45.8</p>	<p>Other specified conduction disorders</p> <p>... <u>long QT syndrome</u></p>	<p><i>Inclusion and exclusion terms added.</i></p>

CODES	CATEGORY TITLES	REMARKS
	<p><u>Excludes:</u> prolongation of QT interval (R94.3)</p>	
I47	<p>Paroxysmal tachycardia</p> <p><u>Excludes:</u> tachycardia: NOS (R00.0)</p> <ul style="list-style-type: none"> • <u>NOS (R00.0)</u> • <u>sinoauricular NOS (R00.0)</u> • <u>sinus [sinusal] NOS (R00.0)</u> 	<i>Exclusion terms revised/added.</i>
I47.1	<p>Supraventricular tachycardia</p> <p>Paroxysmal <u>Tachycardia (paroxysmal):</u></p> <ul style="list-style-type: none"> • atrial • atrioventricular [AV]: <ul style="list-style-type: none"> • <u>NOS</u> • <u>re-entrant (nodal) [AVNRT]</u> <u>[AVRT]</u> ... 	<i>Inclusion terms revised.</i>
<u>I48.0</u>	<u>Paroxysmal atrial fibrillation</u>	<i>Category added (New code).</i>
<u>I48.1</u>	<u>Persistent atrial fibrillation</u>	<i>Category added (New code).</i>
<u>I48.2</u>	<u>Chronic atrial fibrillation</u>	<i>Category added (New code).</i>
<u>I48.3</u>	<u>Typical atrial flutter</u> <u>Type I atrial flutter</u>	<i>Category added (New code).</i>
<u>I48.4</u>	<u>Atypical atrial flutter</u> <u>Type II atrial flutter</u>	<i>Category added (New code).</i>
<u>I48.9</u>	<u>Atrial fibrillation and atrial flutter,</u>	<i>Category added (New code).</i>

CODES	CATEGORY TITLES	REMARKS
	<u>unspecified</u>	
I49	<p>Other cardiac arrhythmias</p> <p><i>Excludes:</i> bradycardia; NOS (R00.1)</p> <ul style="list-style-type: none"> • <u>NOS (R00.1)</u> • <u>sinoatrial (R00.1)</u> • <u>sinus (R00.1)</u> • <u>vagal (R00.1)</u> 	<i>Exclusion terms revised/added.</i>
I50.1	<p>Left ventricular failure</p> <p>Cardiac asthma</p> <p>Left heart failure</p> <p>Acute Oedema of lung _ with mention of</p> <p>Acute Pulmonary oedema heart disease NOS or heart failure</p>	<i>Inclusion terms revised.</i>
I67.1	<p>Cerebral aneurysm, nonruptured</p> <p><i>Excludes:</i> ...</p> <p style="padding-left: 40px;">ruptured cerebral aneurysm (I60.9I60.-)</p>	<i>Exclusion term revised.</i>
I68.8*	<p>Other cerebrovascular disorders in diseases classified elsewhere</p> <p><u>Uraemic apoplexia in chronic kidney disease (N18.5†)</u></p>	<i>Inclusion term added.</i>

CODES	CATEGORY TITLES	REMARKS
I69	<p>Sequelae of cerebrovascular disease</p> <p><i>Note:</i> This <u>Category I69</u> is to be used to indicate <u>previous episodes of conditions in I60-I67 I60-I67.1 and I67.4-I67.9</u> as the cause of sequelae, themselves classified elsewhere. The “sequelae” include conditions specified as such or as late effects, or those present one year or more after onset of the causal condition.</p> <p><u>Not to be used for chronic cerebrovascular disease. Code these to I60-I67.</u></p>	<i>Note revised.</i>
I70	<p>Atherosclerosis</p> <p>The following supplementary classification to indicate the presence or absence of gangrene is provided for optional use <u>with appropriate subcategories in I70.</u></p> <p><u>0 without gangrene</u></p> <p><u>1 with gangrene</u></p>	<i>Category note revised and supplementary subclassifications added.</i>
I72	Other aneurysm and <u>dissection</u>	<i>Category title revised.</i>
I72.0	Aneurysm <u>and dissection</u> of carotid artery	<i>Category title revised.</i>
I72.1	Aneurysm <u>and dissection</u> of artery of upper extremity	<i>Category title revised.</i>
I72.2	Aneurysm <u>and dissection</u> of renal artery	<i>Category title revised.</i>

CODES	CATEGORY TITLES	REMARKS
I72.3	Aneurysm <u>and dissection</u> of iliac artery	<i>Category title revised.</i>
I72.4	Aneurysm <u>and dissection</u> of lower extremity	<i>Category title revised.</i>
<u>I72.5</u>	<u>Aneurysm and dissection of other precerebral arteries</u> <u>Aneurysm and dissection of basilar artery (trunk)</u> <i>Excludes: aneurysm and dissection of:</i> <ul style="list-style-type: none"> • <u>carotid artery (I72.0)</u> • <u>vertebral artery (I72.6)</u> 	<i>Category added (New code).</i>
<u>I72.6</u>	<u>Aneurysm and dissection of vertebral artery</u>	<i>Category added (New code).</i>
I72.8	Aneurysm <u>and dissection</u> of other specified arteries	<i>Category title revised.</i>
I72.9	Aneurysm <u>and dissection</u> of carotid artery	<i>Category title revised.</i>
I77.2	Rupture of artery Erosion Fistula of artery Ulcer	<i>Inclusion terms deleted.</i>
I77.8	Other specified disorders of arteries and arterioles <u>Erosion</u> } of artery <u>Ulcer</u> }	<i>Inclusion terms added.</i>
I84	Haemorrhoids	<i>Category and all</i>

CODES	CATEGORY TITLES	REMARKS
		<i>its subcategories deleted.</i>
I87.0	Postphlebotic Postthrombotic syndrome <u>Postphlebotic syndrome</u>	<i>Category title revised. Inclusion term added.</i>
I98.2*	Oesophageal varices <u>without bleeding</u> in diseases classified elsewhere	<i>Category title revised.</i>
<u>I98.3*</u>	<u>Oesophageal varices with bleeding in diseases classified elsewhere</u> <u>Oesophageal varices in:</u> <ul style="list-style-type: none"> • <u>liver disorders (K70-K71†), K74.-†</u> • <u>schistosomiasis (B65.-†)</u> 	<i>Category added (New code).</i>
CHAPTER X: DISEASES OF THE RESPIRATORY SYSTEM		
Diseases of the respiratory system (J00-J99) This chapter contains the following blocks: J00-J06 Acute upper respiratory infections J09J10 -J18 Influenza and pneumonia ...		<i>Block range revised.</i>
<u>J09</u>	<u>Influenza due to certain identified influenza virus</u> <u>Note: Additional virus strains may only be included upon recommendation by WHO.</u> <u>Influenza caused by influenza virus strains</u>	<i>Category added (New code).</i>

CODES	CATEGORY TITLES	REMARKS
	<p><u>of special epidemiological importance with an animal-human or inter-human transmission limited to the inclusions.</u></p> <p><i>Includes:</i> <u>Influenza A/H1N1 pandemic2009 [swine flu]</u> <u>Influenza A/H5N1 epidemic [avian influenza]</u></p> <p><u>Use additional code, if desired, to identify pneumonia or other manifestations.</u></p> <p><i>Excludes:</i> <u>Haemophilus influenzae [H. influenzae]:</u></p> <ul style="list-style-type: none"> • <u>infection NOS (A49.2)</u> • <u>meningitis (G00.0)</u> • <u>pneumonia (J14)</u> 	
J10	Influenza due to other identified influenza virus	<i>Category title revised.</i>
J10.0	Influenza with pneumonia, <u>other</u> influenza virus identified Influenzal (broncho)pneumonia, <u>other</u> influenza virus identified	<i>Category title revised.</i>

CODES	CATEGORY TITLES	REMARKS
J10.1	Influenza with other respiratory manifestations, <u>other</u> influenza virus Influenza Influenzal: <ul style="list-style-type: none"> • acute upper respiratory • laryngitis • pharyngitis • pleural effusion 	<i>Category title revised.</i> <u>other</u> influenza virus identified
J10.8	Influenza with other manifestations, other influenza virus identified Encephalopathy due to influenza Influenzal: <ul style="list-style-type: none"> • gastroenteritis • myocarditis (acute) 	<i>Category title revised.</i> <u>other</u> influenza virus identified
J12	Viral pneumonia, not elsewhere classified <i>Excludes: ...</i> pneumonia: <ul style="list-style-type: none"> • aspiration (due to): ... • <u>neonatal (P24.9)</u> • <u>solids and liquids (J69.-)</u> • neonatal (P24.9) • solids and liquids (J69.-) • congenital (P23.0) • in influenza (J09, J10.0, J11.0) 	<i>Exclusion terms revised.</i>
<u>J12.3</u>	<u>Human metapneumovirus pneumonia</u>	<i>Category added (New code).</i>

CODES	CATEGORY TITLES	REMARKS
J18	Pneumonia, organism unspecified <i>Excludes: ...</i> pneumonia: • <u>usual interstitial (J84.1)</u> ...	<i>Exclusion term added.</i>
<u>J21.1</u>	<u>Acute bronchiolitis due to human metapneumovirus</u>	<i>Category added (New code).</i>
J44.0	Chronic obstructive pulmonary disease with acute lower respiratory infection <i>Excludes: with influenza (J98<u>J09</u>-J11)</i>	<i>Exclusion term revised.</i>
J44.8	Other specified chronic obstructive pulmonary disease <i>Excludes: with acute lower respiratory infection (J44.0)</i> <u>with acute exacerbation (J44.1)</u>	<i>Exclusion terms added.</i>
J60	Coalworker's pneumoconiosis <i>Excludes: with tuberculosis <u>in A15-A16</u> (J65)</i>	<i>Exclusion term revised.</i>
J61	Pneumoconiosis due to asbestos and other mineral fibres <i>Excludes: ...</i> with tuberculosis <u>in A15-A16</u> (J65)	<i>Exclusion term revised.</i>

CODES	CATEGORY TITLES	REMARKS
J62	Pneumoconiosis due to dust containing silica <i>Excludes:</i> pneumoconiosis with tuberculosis <u>in A15-A16</u> (J65)	<i>Exclusion term revised.</i>
J63	Pneumoconiosis due to other inorganic dusts <i>Excludes:</i> with tuberculosis <u>in A15-A16</u> (J65)	<i>Exclusion term revised.</i>
J64	Unspecified pneumoconiosis <i>Excludes:</i> with tuberculosis <u>in A15-A16</u> (J65)	<i>Exclusion term revised.</i>
J68.1	Acute <u>P</u> Pulmonary oedema due to chemicals, gases, fumes and vapours	<i>Category title revised.</i>
J84.1	Other interstitial pulmonary diseases with fibrosis ... <u>Usual interstitial pneumonia</u>	<i>Inclusion term added.</i>
J85.1	Abscess of lung with pneumonia <i>Excludes:</i> with pneumonia due to specified organism (<u>J09</u> J40 -J16)	<i>Exclusion term revised.</i>
J96	Respiratory failure, not elsewhere classified <u>The following supplementary</u>	<i>Supplementary subclassifications added.</i> <i>Exclusion terms</i>

CODES	CATEGORY TITLES	REMARKS
	<p><u>subclassification is provided for optional use with category J96.</u></p> <p><u>0 Type I [hypoxic]</u></p> <p><u>1 Type II [hypercapnic]</u></p> <p><u>9 Type unspecified</u></p> <p><i>Excludes: ...</i></p> <p>respiratory:</p> <ul style="list-style-type: none"> • arrest (R09.2) • distress syndrome: <ul style="list-style-type: none"> • <u>syndrome of adult</u> (J80) • <u>in newborn</u> (P22.0) (P22.-) 	<i>revised.</i>
CHAPTER XI: DISEASES OF THE DIGESTIVE SYSTEM		
<p>Chapter XI Diseases of the digestive system (K00-K93)</p> <p>....</p> <p>This chapter contains the following blocks:</p> <p>...</p> <p>K55-K63<u>K64</u> Other diseases of intestines</p>		<i>Block range revised.</i>
<u>K02.5</u>	<u>Caries with pulp exposure</u>	<i>Category added (New code).</i>
K04.0	<p>Pulpitis</p> <p>Pulpal:</p> <ul style="list-style-type: none"> • abscess • polyp <p>Pulpitis:</p> <ul style="list-style-type: none"> • <u>NOS</u> • acute 	<i>Inclusion terms added/deleted.</i>

CODES	CATEGORY TITLES	REMARKS
	<ul style="list-style-type: none"> • chronic (hyperplastic)(ulcerative) • suppurative • <u>irreversible</u> • <u>reversible</u> 	
K08.8	Other specified disorders of teeth and supporting structures <u>Alveolar (process) cleft</u> ...	<i>Inclusion term added.</i>
K09.0	Developmental odontogenic cysts Keratocyst	<i>Inclusion term deleted.</i>
K09.1	Developmental (nonodontogenic) cysts of oral region Cyst (of): <ul style="list-style-type: none"> • globulomaxillary • nasopalatine <u>nasolabial</u> [<u>nasoalveolar</u>] • incisive canal <u>nasopalatine duct</u> [<u>incisive canal</u>] • median palatal • palatine papilla 	<i>Inclusion terms deleted/revised.</i>
K09.8	Other cysts of oral region, not elsewhere classified Nasoalveolar cyst Nasolabial cyst	<i>Inclusion terms deleted.</i>
K10.2	Inflammatory conditions of jaws Osteitis } of jaw Osteomyelitis (neonatal) }(acute) Osteonecrosis (<u>drug-induced</u>) }(chronic)	<i>Inclusion term revised. Note revised.</i>

CODES	CATEGORY TITLES	REMARKS
	<p style="text-align: center;">(radiation-induced) }(suppurative)</p> <p style="text-align: center;">...</p> <p>Use additional external cause code (Chapter XX) if desired, to identify radiation, if radiation induced, <u>or to identify drug, if drug induced</u></p>	
<u>K12.3</u>	<p><u>Oral mucositis (ulcerative)</u> <u>Mucositis(oral) (oropharyngeal):</u></p> <ul style="list-style-type: none"> • <u>NOS</u> • <u>drug-induced</u> • <u>radiation induced</u> • <u>viral</u> <p><u>Excludes: mucositis (ulcerative) of:</u></p> <ul style="list-style-type: none"> • <u>gastrointestinal tract (except oral cavity and oropharynx) (K92.8)</u> <p><u>Use additional external cause code (Chapter XX), if desired, to identify external agent</u></p>	<i>Category added (New code).</i>
K22.1	<p>Ulcer of oesophagus</p> <p style="text-align: center;">...</p> <p><u>Ulcerative oesophagitis</u></p>	<i>Inclusion term added.</i>
<u>K22.7</u>	<p><u>Barrett oesophagus</u> <u>Barrett:</u></p> <ul style="list-style-type: none"> • disease • syndrome <p><u>Excludes: Barrett ulcer (K22.1)</u></p>	<i>Category added (New code).</i>

CODES	CATEGORY TITLES	REMARKS
K30	Dyspepsia-<u>Functional dyspepsia</u>	<i>Category title revised.</i>
K35.0	Acute appendicitis with generalized peritonitis	<i>Category deleted.</i>
K35.1	Acute appendicitis with peritoneal abscess	<i>Category deleted.</i>
<u>K35.2</u>	<u>Acute appendicitis with generalized peritonitis</u> <u>Appendicitis (acute) with generalized (diffuse) peritonitis following rupture or perforation</u>	<i>Category added (New code).</i>
<u>K35.3</u>	<u>Acute appendicitis with localized peritonitis</u> <u>Acute appendicitis (with or without perforation or rupture) with peritonitis:</u> <ul style="list-style-type: none"> • <u>NOS</u> • <u>localized</u> <u>Acute appendicitis with peritoneal abscess</u>	<i>Category added (New code).</i>
<u>K35.8</u>	<u>Acute appendicitis, other and unspecified</u> <u>Acute appendicitis without mention of localized or generalized peritonitis</u>	<i>Category added (New code).</i>
K35.9	Acute appendicitis, unspecified	<i>Category deleted.</i>
K43.0	Ventral <u>Incisional</u> hernia with obstruction, without gangrene Ventral <u>Incisional</u> hernia: <ul style="list-style-type: none"> • causing obstruction } ...	<i>Category title and inclusion term revised.</i>

CODES	CATEGORY TITLES	REMARKS
K43.1	Ventral <u>Incisional</u> hernia with gangrene Gangrenous ventral <u>incisional</u> hernia	<i>Category added (New code).</i>
K43.2	<u>Incisional hernia without obstruction or gangrene</u> <u>Incisional hernia NOS</u>	<i>Category added (New code)</i>
K43.3	<u>Parastomal hernia with obstruction, without gangrene</u> <u>Parastomal hernia:</u> <ul style="list-style-type: none"> • <u>causing obstruction</u> } • <u>incarcerated</u> } <u>without gangrene</u> • <u>irreducible</u> } • <u>strangulated</u> } 	<i>Category added (New code).</i>
K43.4	<u>Parastomal hernia with gangrene</u> <u>Gangrenous parastomal hernia</u>	<i>Category added (New code).</i>
K43.5	<u>Parastomal hernia without obstruction or gangrene</u> <u>Parastomal hernia NOS</u>	<i>Category added (New code).</i>
K43.6	<u>Other and unspecified ventral hernia with obstruction, without gangrene</u> <u>Hernia:</u> <ul style="list-style-type: none"> • <u>epigastric</u> • <u>hypogastric</u> • <u>midline</u> • <u>spigelian</u> • <u>subxiphoid</u> <p><u>Any condition listed under K43.6</u></p>	<i>Category added (New code).</i>

CODES	CATEGORY TITLES	REMARKS
	<ul style="list-style-type: none"> • <u>causing obstruction</u> } • <u>incarcerated</u> } <u>without</u> • <u>irreducible</u> } <u>gangrene</u> • <u>strangulated</u> } 	
<u>K43.7</u>	<u>Other and unspecified ventral hernia with gangrene</u> <u>Any condition listed under K43.6 specified as gangrenous</u>	<i>Category added (New code).</i>
K43.9	<u>Other and unspecified Vventral hernia without obstruction or gangrene</u>	<i>Category title revised.</i>
K51.0	Ulcerative (chronic) enterocolitis <u>pancolitis</u>	<i>Category title revised.</i>
K51.1	Ulcerative (chronic) ileocolitis	<i>Category deleted.</i>
K51.4	Pseudopolypoidosis of colon Inflammatory polyps	<i>Category title revised.</i>
K51.5	Left sided colitis Mucosal proctocolitis	<i>Category title revised.</i>
K51.9	Ulcerative colitis, unspecified Ulcerative enteritis NOS	<i>Inclusion term deleted.</i>
K52.1	Toxic gastroenteritis and colitis <u>Drug-induced gastroenteritis and colitis</u> Use additional external cause code (Chapter XX), if desired, to identify <u>drug, if drug-induced, or toxic agent</u>	<i>Inclusion term added. Note revised.</i>
<u>K52.3</u>	<u>Indeterminate colitis</u>	<i>Category added (New code).</i>

CODES	CATEGORY TITLES	REMARKS
K52.8	Other specified noninfective gastroenteritis and colitis <u>Collagenous colitis</u> Eosinophilic gastritis or gastroenteritis <u>Lymphocytic colitis</u> <u>Microscopic colitis (collagenous colitis or lymphocytic colitis)</u>	<i>Inclusion terms added.</i>
K52.9	Noninfective gastroenteritis and colitis Diarrhoea specified as noninfective Enteritis <u>noninfectious, or NOS in</u> Ileitis } countries where the Jejunitis conditions can be presumed Sigmoiditis to be of non-infectious origin <i>Excludes:</i> colitis, diarrhoea, enteritis, gastroenteritis: - infectious (<u>A09.0</u>) - unspecified in countries where the the condition can be presumed to be of infectious origin (A09) <u>origin (A09.9)</u> ...	<i>Inclusion and exclusion terms revised.</i>
Other diseases of intestines (K55- K63 <u>K64</u>)		<i>Block range revised.</i>
K59.3	Megacolon, not elsewhere classified <i>Excludes:</i> megacolon (<u>due to</u>)(in): ... • <u>Clostridium difficile (A04.7)</u> ... • Hirschsprung's disease (Q43.1)	<i>Exclusion term added/revised.</i>
K62	Other diseases of anus and rectum	<i>Exclusion term</i>

CODES	CATEGORY TITLES	REMARKS
	<p><i>Excludes:</i> ... haemorrhoids (I84.<u>K64.-</u>) ...</p>	<p><i>revised.</i></p>
K63.0	<p>Abscess of intestine</p> <p><i>Excludes:</i> abscess of: ... • appendix (K35.1<u>K35.3</u>) ...</p>	<p><i>Exclusion term revised.</i></p>
K63.1	<p>Perforation of intestine (nontraumatic)</p> <p><i>Excludes:</i> perforation (nontraumatic) of: • appendix (K35.0<u>K35.2,</u> <u>K35.3</u>) ...</p>	<p><i>Exclusion term revised.</i></p>
<u>K64</u>	<p><u>Haemorrhoids and perianal venous thrombosis</u></p> <p><i>Includes:</i> <u>piles</u></p> <p><i>Excludes:</i> <u>complicating:</u> • <u>childbirth and the puerperium (O87.2)</u> • <u>pregnancy (O22.4)</u></p>	<p><i>Category added (New code).</i></p>
<u>K64.0</u>	<p><u>First degree haemorrhoids</u> <u>Grade/stage I haemorrhoids</u> <u>Haemorrhoids (bleeding) without prolapse outside of anal canal</u></p>	<p><i>Category added (New code).</i></p>

CODES	CATEGORY TITLES	REMARKS
<u>K64.1</u>	<u>Second degree haemorrhoids</u> <u>Grade/stage II haemorrhoids</u> <u>Haemorrhoids (bleeding) that prolapsed with straining, but retract spontaneously</u>	<i>Category added (New code).</i>
<u>K64.2</u>	<u>Third degree haemorrhoids</u> <u>Grade/stage III haemorrhoids</u> <u>Haemorrhoids (bleeding) that prolapse with straining and require manual replacement back inside anal canal</u>	<i>Category added (New code)</i>
<u>K64.3</u>	<u>Fourth degree haemorrhoids</u> <u>Grade/stage IV haemorrhoids</u> <u>Haemorrhoids (bleeding) with prolapsed tissue that cannot be manually replaced</u>	<i>Category added (New code).</i>
<u>K64.4</u>	<u>Residual haemorrhoidal skin tags</u> <u>Skin tags of anus</u>	<i>Category added (New code).</i>
<u>K64.5</u>	<u>Perianal venous thrombosis</u> <u>Perianal haematoma</u>	<i>Category added (New code).</i>
<u>K64.8</u>	<u>Other specified haemorrhoids</u>	<i>Category added (New code).</i>
<u>K64.9</u>	<u>Haemorrhoids, unspecified</u> <u>Haemorrhoids (bleeding):</u> • <u>NOS</u> • <u>without mention of degree</u>	<i>Category added (New code).</i>
K72	Hepatic failure, not elsewhere classified <i>Includes: ...</i> hepatitis: • acute }	<i>Inclusion term deleted.</i>

CODES	CATEGORY TITLES	REMARKS
	<ul style="list-style-type: none"> • fulminant } NEC, with Hepatic • malignant } failure ... 	
K72.0	Acute and subacute hepatic failure <u>Acute non-viral hepatitis NOS</u>	<i>Inclusion term added.</i>
K73.2	Chronic active hepatitis, not elsewhere classified Lupoid hepatitis NEC	<i>Inclusion term deleted.</i>
K75	Other inflammatory liver diseases <i>Excludes: ...</i> Hepatitis: <ul style="list-style-type: none"> • acute or subacute, (K72.0) • <u>NOS (B17.9)</u> • <u>Non-viral (K72.0)</u> ... 	<i>Exclusion terms revised.</i>
K75.4	Autoimmune hepatitis <u>Lupoid hepatitis NEC</u>	<i>Inclusion term added.</i>
K75.8	Other specified inflammatory liver diseases <u>Nonalcoholic steatohepatitis (NASH)</u>	<i>Inclusion term added.</i>
K76.0	Fatty(change of) liver, not elsewhere classified <u>Nonalcoholic fatty liver disease (NAFLD)</u> <u><i>Excludes: nonalcoholic steatohepatitis (K75.8)</i></u>	<i>Inclusion and exclusion terms added.</i>

CODES	CATEGORY TITLES	REMARKS
K76.8	Other specified diseases of liver <u>Simple cyst of liver</u> ...	<i>Inclusion term added.</i>
<u>K85.0</u>	<u>Idiopathic acute pancreatitis</u>	<i>Category added (New code).</i>
<u>K85.1</u>	<u>Biliary acute pancreatitis</u> <u>Gallstone pancreatitis</u>	<i>Category added (New code).</i>
<u>K85.2</u>	<u>Alcohol-induced acute pancreatitis</u>	<i>Category added (New code).</i>
<u>K85.3</u>	<u>Drug-induced acute pancreatitis</u> <u>Use additional external cause code (Chapter XX), if desired, to identify drug</u>	<i>Category added (New code).</i>
<u>K85.8</u>	<u>Other acute pancreatitis</u>	<i>Category added (New code).</i>
<u>K85.9</u>	<u>Acute pancreatitis, unspecified</u>	<i>Category added (New code).</i>
K92.1	Melaena <u>Excludes: occult blood in faeces (R19.5)</u>	<i>Exclusion term added.</i>
CHAPTER XII: DISEASES OF THE SKIN AND SUBCUTANEOUS TISSUE		
L08.0	Pyoderma Dermatitis: • <u>gangrenosa</u> ...	<i>Inclusion term added.</i>
Dermatitis and eczema (L20-L30)		<i>Block level</i>

CODES	CATEGORY TITLES	REMARKS
	<p><i>Excludes:</i> chronic (childhood) granulomatous disease (D71) dermatitis:</p> <p>...</p> <ul style="list-style-type: none"> • gangrenosa (L88)(L08.0) 	<p><i>exclusion term revised.</i></p>
L41.2	<p>Lymphomatoid papulosis</p>	<p><i>Category deleted.</i></p>
L88	<p>Pyoderma gangrenosum Dermatitis gangrenosa Phagedenic pyoderma</p> <p><i>Excludes:</i> dermatitis gangrenosa (L08.0)</p>	<p><i>Inclusion term deleted.</i> <i>Exclusion term added.</i></p>
L89	<p>Decubitus ulcer <u>and pressure area</u></p> <p>...</p> <p>Pressure ulcer</p> <p><i>Note:</i> <u>For multiple sites of differing stages assign only one code indicating the highest stage.</u></p>	<p><i>Inclusion term deleted.</i> <i>Note added.</i></p>
L89.0	<p><u>Stage I decubitus ulcer and pressure area</u> <u>Decubitus [pressure] ulcer limited to erythema only</u></p> <p><i>Note:</i> <u>The ulcer appears as a defined area of persistent redness (erythema) in lightly pigmented skin, whereas in darker skin tones, the ulcer may appear with persistent red, blue or purple hues, without skin loss.</u></p>	<p><i>Category added (New code).</i></p>
L89.1	<p><u>Stage II decubitus ulcer</u></p>	<p><i>Category added</i></p>

CODES	CATEGORY TITLES	REMARKS
	<u>Decubitus [pressure] ulcer with:</u> <ul style="list-style-type: none"> • <u>abrasion</u> • <u>blister</u> • <u>partial thickness skin loss involving epidermis and/or dermis</u> • <u>skin loss NOS</u> 	<i>(New code).</i>
<u>L89.2</u>	<u>Stage III decubitus ulcer</u> <u>Decubitus [pressure] ulcer with full thickness skin loss involving damage or necrosis of subcutaneous tissue extending to underlying fascia</u>	<i>Category added (New code).</i>
<u>L89.3</u>	<u>Stage IV decubitus ulcer</u> <u>Decubitus [pressure] ulcer with necrosis of muscle, bone or supporting structures (ie tendon or joint capsule)</u>	<i>Category added (New code).</i>
<u>L89.9</u>	<u>Decubitus ulcer and pressure area, unspecified</u> <u>Decubitus [pressure] ulcer without mention of stage</u>	<i>Category added (New code).</i>
L91.0	Keloid scar <u>Hypertrophic scar</u> Hypertrophic <u>Keloid scar</u>	<i>Category title and inclusion term revised.</i>
L97	Ulcer of lower limb, not elsewhere classified <i>Excludes:</i> <u>decubitus [pressure] ulcer and pressure area (L89).-</u>	<i>Exclusion term revised.</i>

CODES	CATEGORY TITLES	REMARKS
L98.4	Chronic ulcer of skin, not elsewhere classified <i>Excludes:</i> decubitus [<u>pressure</u>] ulcer and <u>pressure area</u> (L89).-)	<i>Exclusion term revised.</i>
L98.5	Mucinosis of skin ... <u>Reticular erythematous mucinosis</u> ...	<i>Inclusion term added</i>
CHAPTER XIII: DISEASES OF THE MUSCULOSKELETAL SYSTEM AND CONNECTIVE TISSUE		
M00	Pyogenic arthritis [See site code at the beginning of this chapter] <i>Excludes:</i> <u>infection and inflammatory reaction due to internal joint prosthesis</u> (T84.5)	<i>Exclusion term added.</i>
M10.3	Gout due to impairment of renal function <u>Use additional code, if desired, to identify impairment of kidney disease</u> (N17-N19)	<i>Note added.</i>
M24.8	Other specific joint derangements, not elsewhere classified Irritable hip <u>Excludes:</u> that involving iliotibial band	<i>Inclusion term deleted.</i> <i>Exclusion term added.</i>

CODES	CATEGORY TITLES	REMARKS
	<u>syndrome (M76.3)</u>	
	Systemic connective tissue disorders (M30-M36) <i>Excludes:</i> <u>antiphospholipid syndrome (D68.6)</u> ...	<i>Block level exclusion term added.</i>
<u>M31.7</u>	<u>Microscopic polyangitis</u> <u>Microscopic polyarteritis</u> <i>Excludes:</i> <u>polyarteritis nodosa (M30.0)</u>	<i>Category added (New code).</i>
M36.1*	Arthropathy in neoplastic disease (C00-D48†) Arthropathy in: ... <ul style="list-style-type: none"> • malignant histiocytosis (C96.48†) 	<i>Exclusion term revised.</i>
M62.2	Ischaemic infarction of muscle <u>Compartment syndrome, non-traumatic</u> <i>Excludes:</i> <u>compartment syndrome, traumatic (T79.6)</u>	<i>Inclusion term added. Exclusion term revised.</i>
M65.8	Other synovitis and tenosynovitis <u>Irritable hip</u>	<i>Inclusion term added.</i>
M70	Soft tissue disorders related to use, overuse and pressure <i>Excludes:</i> ... <u>decubitus ulcer and pressure area (L89.-)</u> ...	<i>Exclusion term added.</i>

CODES	CATEGORY TITLES	REMARKS
M79.0	Rheumatism, unspecified Fibrom yalgia Fibrositis <i>Excludes:</i> <u>fibromyalgia (M79.7)</u> ...	<i>Inclusion term deleted.</i> <i>Exclusion term added.</i>
<u>M79.7</u>	<u>Fibromyalgia</u> <u>Fibromyositis</u> <u>Fibrositis</u> <u>Myofibrositis</u>	<i>Category added (New code).</i>
M85.8	Other specified disorders of bone density and structure ... <u>Osteosclerosis, acquired</u> <i>Excludes:</i> ... <u>osteosclerosis:</u> <ul style="list-style-type: none"> • <u>congenita (Q77.4)</u> 	<i>Inclusion and exclusion terms added.</i>
M87	Osteonecrosis <i>Excludes:</i> osteochondropathies (M91-M93) osteonecrosis of jaw (<u>drug-induced</u>) (<u>radiation-induced</u>) (<u>K10.2</u>)	<i>Exclusion term revised.</i>
M87.1	Osteonecrosis due to drugs Use additional external cause code (Chapter XX), if desired, to identify drug.	<i>Exclusion term added.</i>

CODES	CATEGORY TITLES	REMARKS
	<u>Excludes: osteonecrosis of jaw (K10.2)</u>	
M89.6	<p>Osteopathy after poliomyelitis</p> <p>Use additional code (B91), if desired, to identify previous poliomyelitis.</p> <p><u>Excludes: postpolio syndrome (G14)</u></p>	<i>Exclusion term added.</i>
M94.0	<p>Chondrocostal junction syndrome [Tietze]</p> <p><u>Costochondritis</u></p>	<i>Inclusion term added.</i>
CHAPTER XIV: DISEASES OF THE GENITOURINARY SYSTEM		
<p>Glomerular diseases (N00–N08)</p> <p><u>Use additional code, if desired, to identify associated chronic kidney disease (N18.-)</u></p> <p>Use additional code, if desired, to identify external cause (Chapter XX) or presence of renal failure, (N17–N19) <u>Acute (N17) or Unspecified (N19)</u></p>		<i>Block level note revised.</i>
N03	<p>Chronic nephritic syndrome</p> <p>[Note: See before N00 for subdivisions]</p> <p><i>Includes:</i> chronic:</p> <p style="padding-left: 40px;">...</p> <p style="padding-left: 40px;">● renal disease NOS</p> <p style="padding-left: 40px;">...</p>	<i>Inclusion term deleted.</i>

CODES	CATEGORY TITLES	REMARKS
N08.0*	<p>Glomerular disorders in infectious and parasitic diseases classified elsewhere</p> <p>Glomerular disorders in:</p> <p>...</p> <p>septicaemia <u>sepsis</u> (A40–A41†)</p> <p>...</p>	<i>Inclusion term revised.</i>
N08.1*	<p>Glomerular disorders in neoplastic diseases</p> <p>Glomerular disorders in:</p> <ul style="list-style-type: none"> • Waldenstrom's macroglobulinaemia (C88.0†) 	<i>Inclusion term revised.</i>
N08.5*	<p>Glomerular disorders in systemic connective tissue disorders</p> <p>Glomerular disorders in:</p> <ul style="list-style-type: none"> • polyarteritis nodosa (M30.0+) <u>microscopic polyangiitis</u> (M31.7+) 	<i>Inclusion term revised.</i>
<p>Renal Tubulo-Interstitial Diseases (N10–N16)</p> <p><u>Use additional code, if desired, to identify associated chronic kidney disease (N18.-)</u></p>		<i>Block level note added.</i>
N16.0*	<p>Renal tubulo-interstitial disorders in infectious and parasitic diseases classified elsewhere</p> <p>Renal tubulo-interstitial disorders (due to)(in):</p> <p>...</p> <ul style="list-style-type: none"> • septicaemia <u>sepsis</u> (A40–A41†) <p>...</p>	<i>Inclusion term revised.</i>

CODES	CATEGORY TITLES	REMARKS
N17	<p>Acute renal failure</p> <p><i>Includes: acute renal impairment</i></p>	<i>Inclusion term added.</i>
N18	<p>Chronic renal failure kidney disease</p> <p><i>Includes:</i></p> <ul style="list-style-type: none"> chronic uraemia diffuse sclerosing glomerulonephritis <p><i>Excludes: chronic renal failure with hypertension (I12.0)</i></p> <p><u>Use additional code, if desired, to identify underlying disease.</u></p> <p><u>Use additional code, if desired, to identify presence of hypertension.</u></p>	<p><i>Category title revised.</i></p> <p><i>Inclusion and exclusion terms deleted.</i></p> <p><i>Note added.</i></p>
N18.0	End stage renal disease	<i>Category deleted.</i>
N18.1	<p><u>Chronic kidney disease , stage 1</u></p> <p><u>Kidney damage with normal or increased GFR (> 90 mL/min)</u></p>	<i>Category added (New code).</i>
N18.2	<p><u>Chronic kidney disease , stage 2</u></p> <p><u>Kidney damage with mild decreased GFR (60-89 mL/min)</u></p>	<i>Category added (New code).</i>
N18.3	<p><u>Chronic kidney disease , stage 3</u></p> <p><u>Kidney damage with moderately decreased GFR (30-59 mL/min)</u></p>	<i>Category added (New code).</i>

CODES	CATEGORY TITLES	REMARKS
<u>N18.4</u>	<u>Chronic kidney disease , stage 4</u> <u>Kidney damage with severely decreased GFR (15-29 mL/min)</u>	<i>Category added (New code).</i>
<u>N18.5</u>	<u>Chronic kidney disease , stage 5</u> <u>Chronic uraemia</u> <u>End stage kidney disease:</u> <ul style="list-style-type: none"> • <u>in allograft failure</u> • <u>NOS</u> • <u>on dialysis</u> • <u>without dialysis or transplant</u> <u>Renal retinitis†(H32.8*)</u> <u>Uraemic:</u> <ul style="list-style-type: none"> • <u>apoplexia† (I68.8*)</u> • <u>dementia † (F02.8*)</u> • <u>neuropathy† (G63.8*)</u> • <u>paralysis† (G99.8*)</u> • <u>pericarditis† (I32.8*)</u> 	<i>Category added (New code).</i>
N18.8	Other chronic renal failure	<i>Category deleted.</i>
N18.9	Chronic renal failure <u>kidney disease,</u> unspecified	<i>Category title revised.</i>
N19	Unspecified renal <u>kidney</u> failure <u>Renal insufficiency NOS</u> ... <i>Excludes:</i> kidney failure with <u>due to</u> hypertension (I12.0) uraemia of newborn (P96.0)	<i>Category title and exclusion term revised. Inclusion term added.</i>
N20	Calculus of kidney and ureter	<i>Inclusion term</i>

CODES	CATEGORY TITLES	REMARKS
	<u>Includes: calculous pyelonephritis</u> ...	<i>added.</i>
N20.9	Urinary calculus, unspecified Calculous pyelonephritis	<i>Inclusion term deleted.</i>
N26	Unspecified contracted kidney <u>Excludes: contracted kidney with due to hypertension (I12.-)</u>	<i>Exclusion term revised.</i>
N29.8*	Other disorders of kidney and ureter in other diseases classified elsewhere <u>Cystine storage disease (E72.0†)</u>	<i>Inclusion term added.</i>
N32.8	Other specified disorders of bladder Bladder: ... • <u>overactive</u>	<i>Inclusion term added.</i>
N36.3	Prolapsed urethral mucosa ... <u>Excludes: urethrocele; female (N81.0)</u> • <u>congenital (Q64.7)</u> • <u>female (N81.0)</u>	<i>Exclusion term revised/added.</i>
N39.3	Stress incontinence <u>Use additional code (N32.8), if desired, to identify overactive bladder or detrusor muscle hyperactivity</u>	<i>Note added.</i>

CODES	CATEGORY TITLES	REMARKS
N39.4	<p>Other specified urinary incontinence</p> <p><u>Use additional code (N32.8), if desired, to identify overactive bladder or detrusor muscle hyperactivity</u></p>	<i>Note added.</i>
N40	<p>Hyperplasia of prostate</p> <p>Adenofibromatous hypertrophy } Adenoma (benign) } Enlargement (benign) } Fibroadenoma } of prostate Fibroma } Hypertrophy (benign) } Myoma } Median bar (prostate) Prostatic obstruction NOS</p> <p><i>Excludes:</i> benign neoplasms, except adenoma, fibroma and myoma of prostate (D29.1)</p>	<p><i>Inclusion terms deleted.</i></p> <p><i>Exclusion term revised.</i></p>
<u>N42.3</u>	<p><u>Dysplasia of prostate</u></p> <p><u>Low grade dysplasia</u></p> <p><i>Excludes:</i> <u>high grade dysplasia of prostate (D07.5)</u></p>	<i>Category added (New code).</i>
N81.0	<p>Female urethrocele</p> <p><i>Excludes:</i> <u>congenital (Q64.7)</u></p> <p>...</p>	<i>Exclusion term added.</i>
N85	<p>Other noninflammatory disorders of uterus, except cervix</p> <p><i>Excludes:</i> ...</p> <p>noninflammatory disorders of</p>	<i>Exclusion term revised.</i>

CODES	CATEGORY TITLES	REMARKS
	cervix <u>except malposition</u> (N86-N88) ...	
CHAPTER XV: PREGNANCY, CHILDBIRTH AND THE PUERPERIUM		
Pregnancy, childbirth and the puerperium (O00– O99)	<p><u>The codes included in this chapter are to be used for conditions related to or aggravated by the pregnancy, childbirth or by the puerperium (maternal causes or obstetric causes)</u></p> <p><i>Excludes:</i> <u>Certain diseases or injuries complicating pregnancy, childbirth and the puerperium classified elsewhere:</u></p> <ul style="list-style-type: none"> • <u>external causes (for mortality) (V01-Y89)</u> <p>This chapter contains the following blocks: <u>O94-O99 Other obstetric conditions, not elsewhere classified</u></p>	<p><i>Chapter level exclusion term revised/ deleted.</i></p> <p><i>Block range revised.</i></p>
O08.0	Genital tract and pelvic infection following abortion and ectopic and molar pregnancy ... Septicaemia } following conditions Septic shock } classifiable to O00–O07 ... Use additional code (R57.2), if desired, to	<p><i>Inclusion term deleted.</i> <i>Note added.</i></p>

CODES	CATEGORY TITLES	REMARKS
	<u>identify septic shock.</u>	
O08.3	Shock following abortion and ectopic and molar pregnancy ... <i>Excludes:</i> septic shock (O08.0 <u>R57.2</u>)	<i>Exclusion term revised.</i>
O10	Pre-existing hypertension complicating pregnancy, childbirth and the puerperium <i>Excludes:</i> that with increased or superimposed proteinuria <u>pre-eclampsia</u> (O11)	<i>Exclusion term revised.</i>
O11	Pre-existing hypertensive disorder with superimposed proteinuria <u>eclampsia superimposed on chronic hypertension</u> Conditions in O10 .- complicated by increased proteinuria <u>pre-eclampsia</u> <u>Pre-eclampsia superimposed on:</u> • <u>hypertension NOS</u> • <u>pre-existing hypertension</u>	<i>Category title and inclusion term revised.</i> <i>Exclusion term added.</i>
O13	Gestational [pregnancy-induced] hypertension without significant proteinuria <i>Includes:</i> <u>Transient hypertension of pregnancy</u> Gestational }hypertension NOS Pregnancy-induced } Mild pre-eclampsia	<i>Category title revised.</i> <i>Inclusion term revised/added/deleted.</i>

CODES	CATEGORY TITLES	REMARKS
O14.0	Moderate <u>Mild to moderate</u> pre-eclampsia	<i>Category title revised.</i>
<u>O14.2</u>	<u>HELLP syndrome</u> <u>Combination of hemolysis, elevated liver enzymes and low platelet count</u>	<i>Category added (New code).</i>
O22	Venous complications <u>and haemorrhoids</u> in pregnancy	<i>Category title revised.</i>
O23	Infections of genitourinary tract in pregnancy <i>Excludes:</i> <u>gonococcal infections (O98.2)</u> <u>infections with a predominantly sexual mode of transmission NOS (O98.3)</u> <u>syphilis (O98.1)</u> <u>tuberculosis of genitourinary system (O98.0)</u> <u>venereal disease NOS (O98.3)</u>	<i>Exclusion terms added.</i>
O24.0	Pre-existing <u>type 1</u> diabetes mellitus; insulin-dependent	<i>Category title revised.</i>
O24.1	Pre-existing <u>type 2</u> diabetes mellitus; non-insulin-dependent	<i>Category title revised.</i>
O26.6	Liver disorders in pregnancy, childbirth and the puerperium <u>Cholestasis (intrahepatic) in pregnancy</u> <u>Obstetric cholestasis</u>	<i>Inclusion terms added.</i>

CODES	CATEGORY TITLES	REMARKS
<u>O43.2</u>	<u>Morbidly adherent placenta</u> <u>Placenta:</u> <ul style="list-style-type: none"> • <u>accreta</u> • <u>increta</u> • <u>percreta</u> <u>Use additional code, if desired, to identify any:</u> <ul style="list-style-type: none"> • <u>postpartum haemorrhage, third stage</u> <u>O72.0</u> • <u>retained placenta without hemorrhage</u> <u>O73.0</u> 	<i>Category added (New code).</i>
O60	<u>Preterm labour and delivery</u>	<i>Category title revised.</i>
<u>O60.0</u>	<u>Preterm labour without delivery</u> <u>Preterm labour:</u> <ul style="list-style-type: none"> • <u>induced</u> • <u>spontaneous</u> 	<i>Category added (New code).</i>
<u>O60.1</u>	<u>Preterm spontaneous labour with preterm delivery</u> <u>Preterm labour with delivery NOS</u> <u>Preterm spontaneous labour with preterm delivery by caesarean section</u>	<i>Category added (New code).</i>
<u>O60.2</u>	<u>Preterm spontaneous labour with term delivery</u> <u>Preterm spontaneous labour with term delivery by caesarean section</u>	<i>Category added (New code).</i>
<u>O60.3</u>	<u>Preterm delivery without spontaneous labour</u> <u>Preterm delivery by:</u>	<i>Category added (New code).</i>

CODES	CATEGORY TITLES	REMARKS
	<ul style="list-style-type: none"> • <u>caesarean section, without spontaneous labour</u> • <u>induction</u> 	
O62.0	Primary inadequate contractions ... <u>Uterine inertia during latent phase of labour</u>	<i>Inclusion term added.</i>
O69.2	Labour and delivery complicated by other cord entanglement, <u>with compression</u> <u>Compression of cord NOS</u>	<i>Category title revised. Inclusion term added.</i>
O69.8	Labour and delivery complicated by other cord complications <u>Cord around neck without compression</u>	<i>Inclusion term added.</i>
O70	Perineal laceration during delivery <i>Excludes:</i> obstetric high vaginal laceration alone (O71.4) <u>vaginal sulcus laceration (O71.4)</u>	<i>Exclusion term revised/added.</i>
O70.0	First degree perineal laceration during delivery Perineal laceration, rupture or tear (involving): ... - <u>periurethral tissue</u> } during delivery ... } - <u>vagina, low</u> } <u>Excludes: periurethral laceration</u>	<i>Inclusion and exclusion terms added.</i>

CODES	CATEGORY TITLES	REMARKS
	<p><u>involving urethra (O71.5)</u> <u>that with laceration of:</u> - <u>high vaginal wall</u> <u>(middle)(upper third of</u> <u>vaginal wall) (O71.4)</u> - <u>vaginal sulcus (O71.4)</u></p>	
O71.4	<p>Obstetric high vaginal laceration-alone Laceration of : vaginal wall without mention of perineal laceration - <u>middle or upper third of vaginal wall</u> - <u>vaginal sulcus</u> <i>Excludes: with perineal laceration (O70.-)</i> <u>that of the lower vagina (O70.-)</u></p>	<p><i>Category title revised.</i> <i>Inclusion and exclusion terms deleted/added.</i></p>
O71.5	<p>Other obstetric injury to pelvic organs <i>Excludes: (minor) laceration involving</i> <u>periurethral tissue only (O70.0)</u></p>	<p><i>Exclusion term added.</i></p>
O72.0	<p>Third-stage haemorrhage ... <u>Use additional code, if desired, to identify</u> <u>any morbidly adherent placenta (O43.2)</u></p>	<p><i>Note added.</i></p>
O73.0	<p>Retained placenta without haemorrhage Placenta accreta without haemorrhage <u>Use additional code, if desired, to identify</u> <u>any morbidly adherent placenta (O43.2)</u></p>	<p><i>Inclusion term deleted.</i> <i>Note added.</i></p>
O75.3	<p>Other infection during labour</p>	<p><i>Inclusion term revised.</i></p>

CODES	CATEGORY TITLES	REMARKS
	<u>Septicaemia Sepsis</u> during labour	
<p>Delivery (O80-O84)</p> <p>Note: Codes O80-O84 are provided for morbidity coding purposes. Codes from this block should be used for primary morbidity coding only if no other condition classifiable to Chapter XV is recorded. For use of these categories reference should be made to the <u>mortality and morbidity coding rules and guidelines</u> in Volume 2.</p>		<i>Block level note revised.</i>
O85	<p>Puerperal sepsis</p> <p>Puerperal:</p> <p>...</p> <ul style="list-style-type: none"> • septicaemia <u>sepsis</u> <p>Use additional code (B95–B97), if desired, to identify infectious agent.</p> <p><i>Excludes:</i> obstetric pyaemic and septic embolism (O88.3) septicaemia <u>sepsis</u> during labour (O75.3)</p>	<i>Inclusion and exclusion terms revised.</i>
O86	<p>Other puerperal infections</p> <p><u>Use additional code (B95-B97), if desired, to identify infectious agent.</u></p>	<i>Note added.</i>
O87	<p>Venous complications <u>and haemorrhoids</u> in the puerperium</p>	<i>Category title revised.</i>

CODES	CATEGORY TITLES	REMARKS
O88.1	Amniotic fluid embolism <u>Anaphylactoid syndrome of pregnancy</u>	<i>Inclusion term added.</i>
O94	<p><u>Sequelae of complication of pregnancy, childbirth and the puerperium</u> <u>Sequelae of complication of pregnancy, childbirth and the puerperium (O94)</u></p> <p><u>Note: Category O94 is to be used for morbidity coding only to indicate previous episodes of conditions in categories O00-O75 and O85-O92 as the cause of sequelae which are themselves classified elsewhere. The ‘sequelae’ include conditions specified as such or as late effects, or those present one year or more after the onset of the causal condition.</u></p> <p><u>Not to be used for chronic complications of pregnancy, childbirth and the puerperium. Code these to O00-O75 and O85-O92 .</u></p> <p><u>Excludes: that resulting in death (O96.-, O97.-)</u></p>	<i>Category added (New code).</i>
O96	<p>Death from any obstetric cause occurring more than 42 days but less than one year after delivery</p> <p>Use additional code, if desired, to identify the obstetric cause (<u>direct or indirect</u>) of death.</p>	<i>Note revised.</i>

CODES	CATEGORY TITLES	REMARKS
<u>O96.0</u>	<u>Death from direct obstetric cause</u>	<i>Category added (New code).</i>
<u>O96.1</u>	<u>Death from indirect obstetric cause</u>	<i>Category added (New code).</i>
<u>O96.9</u>	<u>Death from unspecified obstetric cause</u>	<i>Category added (New code).</i>
O97	<p>Death from sequelae of direct obstetric causes</p> <p>Death from any direct obstetric cause (<u>direct or indirect</u>) occurring one year or more after delivery.</p> <p><u>Use additional code, if desired, to identify the obstetric cause (direct or indirect).</u></p>	<i>Category title and note revised.</i>
<u>O97.0</u>	<u>Death from sequelae of direct obstetric cause</u>	<i>Category added (New code).</i>
<u>O97.1</u>	<u>Death from sequelae of indirect obstetric cause</u>	<i>Category added (New code).</i>
<u>O97.9</u>	<u>Death from sequelae of obstetric cause, unspecified</u>	<i>Category added (New code)</i>
O98	<p>Maternal infectious and parasitic diseases classifiable elsewhere but complicating pregnancy, childbirth and the puerperium</p> <p><i>Excludes :...</i></p> <p>human immunodeficiency virus [HIV] disease (B20-B24)</p> <p>...</p>	<i>Exclusion term deleted.</i>

CODES	CATEGORY TITLES	REMARKS
O98.7	Human immunodeficiency virus [HIV] disease complicating pregnancy, childbirth and the puerperium Conditions in B20-B24	<i>Category added (New code).</i>
O99.6	Diseases of the digestive system complicating pregnancy, childbirth and the puerperium Conditions in K00-K93 <i>Excludes:</i> haemorrhoids in pregnancy (O22.4)	<i>Exclusion term added.</i>
O99.8	Other specified diseases and conditions complicating pregnancy, childbirth and the puerperium <i>Excludes:</i> ... postpartum nephritis (O90.8)	<i>Exclusion term added.</i>
CHAPTER XVI: CERTAIN CONDITIONS ORIGINATING IN THE PERINATAL PERIOD		
P00.2	Fetus and newborn affected by maternal infectious and parasitic diseases Fetus or newborn affected by maternal infectious disease classifiable to A00-B99 and J09-J10 -J11, but not itself manifesting that disease	<i>Inclusion term revised.</i>

CODES	CATEGORY TITLES	REMARKS
P04	<p>Fetus and newborn affected by noxious influences transmitted via placenta or breast milk</p> <p><i>Excludes: ...</i></p> <ul style="list-style-type: none"> neonatal jaundice from other excessive haemolysis due to drugs or toxins transmitted from mother (P58.4) 	<p><i>Exclusion term revised.</i></p>
P08.1	<p>Other heavy for gestational age infants</p> <p>Other fetus or infant heavy- or large-for-dates regardless of period of gestation. <u>Usually implies a birth weight >90th percentile for gestational age or 4000 g or more at term</u></p> <p><i>Excludes: syndrome of infant of:</i></p> <ul style="list-style-type: none"> - <u>diabetic mother (P70.1)</u> - <u>mother with gestational diabetes (P70.0)</u> - <u>Birth weight of 4500 g or more (P08.0)</u> 	<p><i>Note and exclusion term added.</i></p>
P28.3	<p>Primary sleep apnoea of newborn</p> <p>Sleep apnoea of newborn NOS:</p> <ul style="list-style-type: none"> • <u>central</u> • <u>NOS</u> • <u>obstructive</u> 	<p><i>Inclusion terms revised/added.</i></p>
P28.4	<p>Other apnoea of newborn</p> <p><u>Apnoea (of):</u></p> <ul style="list-style-type: none"> • <u>newborn, obstructive</u> • <u>prematurity</u> 	<p><i>Inclusion and exclusion terms added.</i></p>

CODES	CATEGORY TITLES	REMARKS
	<u>Excludes: obstructive sleep apnoea of newborn (P28.3)</u>	
P59.2	Neonatal jaundice from other and unspecified hepatocellular damage <u>Fetal or neonatal giant cell hepatitis</u> <u>Fetal or neonatal (idiopathic) hepatitis</u>	<i>Inclusion terms added.</i>
P70.0	Syndrome of infant of mother with gestational diabetes <u>Fetus or newborn (with hypoglycaemia) affected by maternal gestational diabetes</u>	<i>Inclusion term added.</i>
P70.1	Syndrome of infant of a diabetic mother Maternal diabetes mellitus (pre-existing) affecting fetus or newborn (with hypoglycaemia) <u>Fetus or newborn (with hypoglycemia) affected by maternal diabetes mellitus (pre-existing)</u>	<i>Inclusion term added/deleted.</i>
P75*	Meconium ileus <u>in cystic fibrosis</u> (E84.1+)	<i>Category title revised.</i>
P76.0	Meconium plug syndrome <i>Includes: <u>meconium ileus in cases where cystic fibrosis is known not to be present</u></i>	<i>Inclusion term added.</i>
P78.8	Other specified perinatal digestive system disorders <u>Neonatal oesophageal reflux</u>	<i>Inclusion term added.</i>

CODES	CATEGORY TITLES	REMARKS
P91.6	<u>Hypoxic ischaemic encephalopathy of newborn</u>	<i>Category added (New code).</i>
P96.1	Neonatal withdrawal symptoms from maternal use of drugs or addiction Drug withdrawal syndrome in infant of dependent mother <u>Neonatal abstinence syndrome</u>	<i>Inclusion term added.</i>
P96.4	Termination of pregnancy, <u>affecting</u> fetus and newborn <i>Excludes:</i> termination of pregnancy (<u>affecting</u> mother) (O04.-)	<i>Category title and exclusion term revised.</i>
CHAPTER XVII: CONGENITAL MALFORMATIONS, DEFORMATIONS AND CHROMOSOMAL ABNORMALITIES		
Q18.1	Preauricular sinus and cyst <u>Pretragal sinus and cyst</u>	<i>Inclusion term added.</i>
Q21.8	Other congenital malformations of cardiac septa Eisenmenger's syndrome <u>defect</u> <i>Excludes:</i> Eisenmenger's: <ul style="list-style-type: none"> • <u>complex (I27.8)</u> • <u>syndrome (I27.8)</u> 	<i>Inclusion term revised. Exclusion terms added.</i>
Q25.3	Stenosis of aorta <i>Excludes:</i> congenital <u>stenosis of aortic</u>	<i>Exclusion term revised.</i>

CODES	CATEGORY TITLES	REMARKS
	<u>valvestenosis</u> (Q23.0)	
Q25.6	Stenosis of pulmonary artery <u>Supravalvular pulmonary stenosis</u>	<i>Inclusion term added.</i>
Q31.4	Congenital laryngeal stridor	<i>Category deleted.</i>
<u>Q31.5</u>	<u>Congenital laryngomalacia</u>	<i>Category added (New code).</i>
Q35.6	Cleft palate, medial	<i>Category deleted.</i>
Q36.1	Cleft lip, medial median	<i>Category title revised.</i>
Q61.4	Renal dysplasia Multicystic: <ul style="list-style-type: none"> • <u>dysplastic kidney</u> • <u>kidney (developmental)</u> • <u>kidney disease</u> • <u>renal dysplasia</u> <p style="text-align: center;"><u>Excludes: polycystic kidney disease (Q61.1-Q61.3)</u></p>	<i>Inclusion and exclusion terms added.</i>
Q77.4	Achondroplasia ... <u>Osteosclerosis congenital</u>	<i>Inclusion term added.</i>
CHAPTER XVIII: SYMPTOMS, SIGNS AND ABNORMAL CLINICAL AND LABORATORY FINDINGS, NOT ELSEWHERE CLASSIFIED		
R00.0	Tachycardia, unspecified <u>Tachycardia:</u>	<i>Inclusion terms added.</i>

CODES	CATEGORY TITLES	REMARKS
	<ul style="list-style-type: none"> • <u>sinoauricular NOS</u> • <u>sinus [sinusal] NOS</u> 	
R00.1	<p>Bradycardia, unspecified</p> <p><u>Bradycardia:</u></p> <ul style="list-style-type: none"> • <u>sinoatrial</u> • <u>sinus</u> • <u>vagal</u> 	<i>Inclusion terms added.</i>
R06	<p>Abnormalities of breathing</p> <p><i>Excludes:</i> respiratory:</p> <p>...</p> <ul style="list-style-type: none"> • distress (syndrome)(of): • <u>syndrome of adult (J80)</u> • <u>in newborn (P22.-)</u> <p>...</p>	<i>Exclusion terms revised.</i>
R10.1	<p>Pain localized to upper abdomen</p> <p><u>Dyspepsia NOS</u></p> <p>...</p> <p><i>Excludes:</i> <u>functional dyspepsia (K30)</u></p>	<i>Inclusion and exclusion terms added.</i>
R12	<p>Heartburn</p> <p><i>Excludes:</i> <u>dyspepsia:</u></p> <ul style="list-style-type: none"> • <u>NOS (R10.1)</u> • <u>functional (K30)</u> 	<i>Exclusion terms added.</i>
R19.5	<p>Other faecal abnormalities</p> <p>...</p> <p><u>Occult blood in stools</u></p>	<i>Inclusion term added.</i>
<u>R26.3</u>	<u>Immobility</u>	<i>Category added (New code).</i>

CODES	CATEGORY TITLES	REMARKS
	<u>Bedfast</u> <u>Chairfast</u>	
<u>R29.6</u>	<u>Tendency to fall, not elsewhere classified</u> <u>Tendency to fall because of old age or other unclear health problems</u> <u>Excludes: accidents NOS (X59)</u> <u>difficulty in walking (R26.2)</u> <u>dizziness and giddiness (R42)</u> <u>falls causing injury (W00-W19)</u> <u>falls due to diseases classified elsewhere syncope and collapse (R55)</u>	<i>Category added (New code).</i>
R46.8	Other symptoms and signs involving appearance and behaviours <u>Includes: self neglect NOS</u> <u>Excludes: insufficient intake of food and water due to self neglect (R63.6)</u>	<i>Inclusion and exclusion terms added.</i>
R50	Fever of <u>other and</u> unknown origin	<i>Category title revised.</i>
R50.0	Fever with chills	<i>Category deleted.</i>
R50.1	Persistent fever	<i>Category deleted.</i>
<u>R50.2</u>	<u>Drug-induced fever</u> <u>Use additional external cause code (Chapter XX), if desired, to identify drug</u>	<i>Category added (New code).</i>
<u>R50.8</u>	<u>Other specified fever</u>	<i>Category added</i>

CODES	CATEGORY TITLES	REMARKS
	<u>Fever with chills</u> <u>Fever with rigors</u> <u>Persistent fever</u>	<i>(New code).</i>
R53	Malaise and fatigue ... Debility: ... • nervous	<i>Inclusion term deleted.</i>
<u>R57.2</u>	<u>Septic shock</u>	<i>Category added (New code).</i>
<u>R63.6</u>	<u>Insufficient intake of food and water due to self neglect</u> <i>Excludes:</i> starvation due to anorexia (R63.0) starvation due to privation of food (X53) thirst due to privation of water (X54) self neglect NOS (R46.8)	<i>Category added (New code).</i>
R64	Cachexia <i>Excludes:</i> ... Malignant cachexia (C80.-)	<i>Exclusion term revised.</i>
R65	<u>Systemic Inflammatory Response Syndrome [SIRS]</u> <i>Note:</i> <u>This category should never be used in primary coding. The category is for use in multiple coding to identify</u>	<i>Category added (New code).</i>

CODES	CATEGORY TITLES	REMARKS
	<p><u>this condition resulting from any cause. A code from another chapter should be assigned first to indicate the cause or underlying disease.</u></p>	
R65.0	<p><u>Systemic Inflammatory Response Syndrome of infectious origin without organ failure</u></p>	<p><i>Category added (New code).</i></p>
R65.1	<p><u>Systemic Inflammatory Response Syndrome of infectious origin with organ failure</u> <u>Severe sepsis</u></p>	<p><i>Category added (New code).</i></p>
R65.2	<p><u>Systemic Inflammatory Response Syndrome of non-infectious origin without organ failure</u></p>	<p><i>Category added (New code).</i></p>
R65.3	<p><u>Systemic Inflammatory Response Syndrome of non-infectious origin with organ failure</u></p>	<p><i>Category added (New code).</i></p>
R65.9	<p><u>Systemic Inflammatory Response Syndrome , unspecified</u></p>	<p><i>Category added (New code).</i></p>
R68.3	<p>Clubbing of fingers</p> <p><i>Excludes: ...</i> <u>congenital clubnail (Q84.6)</u></p>	<p><i>Exclusion term added.</i></p>
R71	<p>Abnormality of red blood cells</p> <p>...</p> <p><i>Excludes: ...</i></p>	<p><i>Exclusion term added.</i></p>

CODES	CATEGORY TITLES	REMARKS
	polycythaemia: <ul style="list-style-type: none"> • <u>NOS (D75.1)</u> 	
R75	Laboratory evidence of human immunodeficiency virus [HIV] <p><i>Excludes: ...</i></p> <p style="padding-left: 40px;"><u>human immunodeficiency virus [HIV] disease complicating pregnancy, childbirth and the puerperium (O98.7)</u></p>	<i>Exclusion term code added.</i>
R83	Abnormal findings in cerebrospinal fluid <u>[See before R83 for subdivisions]</u>	<i>Note added.</i>
R84	Abnormal findings in specimens from respiratory organs and thorax <u>[See before R83 for subdivisions]</u>	<i>Note added.</i>
R85	Abnormal findings in specimens from digestive organs and abdominal cavity <u>[See before R83 for subdivisions]</u>	<i>Note added.</i>
R86	Abnormal findings in specimens from male genital organs <u>[See before R83 for subdivisions]</u>	<i>Note added.</i>
R87	Abnormal findings in specimens from female genital organs <u>[See before R83 for subdivisions]</u>	<i>Note added.</i>

CODES	CATEGORY TITLES	REMARKS
R89	Abnormal findings in specimens from other organs, systems and tissues [See before R83 for subdivisions]	<i>Note added.</i>
R90.8	Other abnormal findings on diagnostic imaging of central nervous system ... <u>White matter disease NOS</u>	<i>Inclusion term added.</i>
<u>R95.0</u>	<u>Sudden infant death syndrome with mention of autopsy</u>	<i>Category added (New code).</i>
<u>R95.9</u>	<u>Sudden infant death syndrome without mention of autopsy</u> <u>Sudden infant death syndrome, unspecified</u>	<i>Category added (New code).</i>
R96.0	Instantaneous death <u>Sudden unexplained death in adult</u> <i>Excludes:</i> <u>sudden death of known aetiology (A00.0-Q99.9, U04.9, V01.0-Y89.9)</u>	<i>Inclusion and exclusion terms added.</i>
CHAPTER XIX: INJURY, POISONING AND CERTAIN OTHER CONSEQUENCES OF EXTERNAL CAUSES		
Injury, poisoning and certain other consequences of external causes (S00-T98)		<i>Chapter level inclusion added.</i>

CODES	CATEGORY TITLES	REMARKS
	Injury to muscle, fascia and tendon, including: ... <u>strain</u> _____ } of muscle, fascia and tendon ...	
S37.8	Injury of other pelvic organs <u>Excludes: Open wound of other and unspecified external genital organs (S31.5)</u>	<i>Exclusion term added.</i>
S46.0	Injury of <u>muscle(s)</u> and tendon <u>(s)</u> of the rotator cuff of shoulder	<i>Category title revised.</i>
S61.9	Open wound of wrist and hand part , part unspecified	<i>Category title revised.</i>
S79	Other and <u>un</u> specified injuries of hip and thigh	<i>Category title revised.</i>
S82.1	Fracture of upper end of tibia Tibial: ... } with or without mention of • <u>plateau</u> } fracture of fibula ...	<i>Inclusion term added.</i>
T14.6	Injury of muscles and tendons of unspecified body region ... <u>Sprain</u> <u>Strain</u>	<i>Inclusion terms added.</i>
Poisoning by drugs, medicaments and biological substances (T36-T50)		<i>Block level exclusion terms</i>

CODES	CATEGORY TITLES	REMARKS
	<p><i>Excludes:</i> drug dependence and related mental and behavioural disorders due to psychoactive substance use (F10-F19) <u>intoxication meaning inebriation (F10-F19)</u></p>	<p><i>deleted/added.</i></p>
<p>T31</p>	<p>Burns classified according to extent of body surface involved</p> <p>Note: This category is to be used as the primary code only when the site of the burn is unspecified. It may be used as a supplementary code with categories (T20-T29)<u>(T20-T25, T29)</u> when the site is specified.</p>	<p><i>Note revised.</i></p>
<p>T32</p>	<p>Corrosions classified according to extent of body surface involved</p> <p>Note: This category is to be used as the primary code only when the site of the burn is unspecified. It may be used as a supplementary code with categories (T20-T29)<u>(T20-T25, T29)</u> when the site is specified.</p>	<p><i>Note revised.</i></p>
<p>T40</p>	<p>Poisoning by narcotics and psychodysleptics</p> <p><i>Excludes:</i> drug dependence and related mental and behavioural disorders due to psychoactive substance use (F10-F19)</p>	<p><i>Exclusion terms deleted/added.</i></p>

CODES	CATEGORY TITLES	REMARKS
	<u>intoxication meaning inebriation (F10-F19)</u>	
T42	<p>Poisoning by antiepileptic, sedative-hypnotic and antiparkinsonism drugs</p> <p><i>Excludes:</i> drug dependence and related mental and behavioural disorders due to psychoactive substance use (F10-F19) <u>intoxication meaning inebriation (F10-F19)</u></p>	<i>Exclusion terms deleted/added.</i>
T43	<p>Poisoning by psychotropic drugs, not elsewhere classified</p> <p><i>Excludes:</i> drug dependence and related mental and behavioural disorders due to psychoactive substance use (F10-F19) <u>intoxication meaning inebriation (F10-F19)</u></p>	<i>Exclusion terms deleted/added.</i>
T44.5	<p>Predominantly β-adrenoreceptor agonists, not elsewhere classified</p> <p><i>Excludes:</i> salbutamol <u>β-adrenoreceptor agonists used in asthma therapy (T48.6)</u></p>	<i>Exclusion term revised.</i>
T48.6	<p>Antiasthmatics, not elsewhere classified</p> <p><u>β-adrenoreceptor agonists used in asthma therapy</u></p>	<i>Inclusion term added.</i> <i>Exclusion term revised.</i>

CODES	CATEGORY TITLES	REMARKS
	<i>Excludes:</i> β -adrenoreceptor agonists <u>not used in asthma therapy</u> (T44.5)	
T56	Toxic effect of metals <i>Excludes:</i> ... thallium (T60.4)	<i>Exclusion term deleted.</i>
T56.8	Other metals <u>Thallium</u>	<i>Inclusion term added.</i>
T60.4	Rodenticides Thallium	<i>Inclusion term deleted.</i>
T71	Asphyxiation <i>Excludes:</i> ... respiratory distress (syndrome) in: • <u>distress</u> • <u>syndrome in adult</u> (J80) • <u>in newborn</u> (P22.-)	<i>Inclusion terms revised.</i>
T79	Certain early complications of trauma, not elsewhere classified <i>Excludes:</i> ... respiratory distress syndrome of: ... • <u>syndrome of adult</u> (J80) • <u>in newborn</u> (P22.0)(P22.-) ...	<i>Exclusion terms revised.</i>

CODES	CATEGORY TITLES	REMARKS
T80.2	<p>Infections following infusion, transfusion and therapeutic injection</p> <p>... } following infusion, Septicaemia } transfusion and therapeutic Septic shock } injection</p> <p><u>Use additional code (R57.2), if desired, to identify septic shock.</u></p>	<p><i>Inclusion terms deleted.</i> <i>Note added.</i></p>
T81	<p>Complications of procedures, not elsewhere classified</p> <p><i>Excludes: ...</i></p> <p> ... complication following:</p> <p> ... <u>failure and rejection of transplanted organs and tissues (T86)</u></p> <p> ...</p>	<p><i>Exclusion term added.</i></p>
T81.1	<p>Shock during or resulting from a procedure, not elsewhere classified</p> <p>... } during or Shock (endotoxic)(hypovolaemic) } following (septic) } a procedure</p> <p>...</p> <p><u>Use additional code (R57.2), if desired, to identify septic shock infection, such as sepsis or abscess.</u></p>	<p><i>Inclusion term revised.</i> <i>Note added.</i></p>
T81.4	<p>Infection following a procedure, not elsewhere classified</p> <p>...</p> <p><u>Sepsis</u> } postprocedural Septicaemia }</p>	<p><i>Inclusion term revised/deleted.</i> <i>Note added.</i></p>

CODES	CATEGORY TITLES	REMARKS
	<p><u>Use additional code, if desired, to identify other manifestations of infection, such as sepsis or abscess.</u></p>	
T82.8	<p>Other <u>specified</u> complications of cardiac and vascular prosthetic devices, implants and grafts</p> <p>Complication } due to cardiac and vascular ... } prosthetic devices, implants and grafts</p>	<p><i>Category title revised.</i> <i>Inclusion term deleted.</i></p>
T88.0	<p>Infection following immunization</p> <p>Sepsis } following immunization</p> <p>Septicaemia }</p>	<p><i>Inclusion term deleted.</i></p>
<p>Sequelae of injuries, of poisoning and of other consequences of external causes (T90-T98)</p> <p><i>Note:</i> These eCategories <u>T90-T98</u> are to be used to indicate conditions in S00-S99 and T00-T88 as the cause of late effects, which are themselves classified elsewhere. The “sequelae” include those specified as such, or as late effects, and those present one year or more after the acute injury.</p> <p><u>Not to be used for chronic poisoning and harmful exposure. Code these to current poisoning and harmful exposure.</u></p>		<p><i>Block level note revised/added.</i></p>

CODES	CATEGORY TITLES	REMARKS
T93.1	Sequelae of fracture of femur Sequelae of injury classifiable to S72.-	<i>Inclusion term revised.</i>
CHAPTER XX: EXTERNAL CAUSES OF MORBIDITY AND MORTALITY		
<p><u>Accidents</u> <u>(V01- X59)</u></p> <p>Transport accidents (V01-V99) ...</p> <p><i>Excludes:</i> accidents to persons engaged in the maintenance or repair of transport equipment or vehicle (not in motion) not on a public highway <u>unless injured by another vehicle in motion</u> (W00-X59) <u>accidents involving vehicles, but unrelated the hazards associated with the means of transportation [e.g., injuries received in a fight on board ship; transport vehicle involved in a cataclysm; finger crushed when shutting car door]</u> (W00-X59)</p> <p>...</p> <p>event of undetermined intent (Y321-Y33) intentional self-harm (X821-X83) transport accidents due to cataclysm (X34 X38)</p>		<p><i>Major block title added.</i> <i>Block level exclusion terms revised/added/deleted.</i></p>
<p>Falls (W00-W19)</p> <p><i>Excludes:</i> ... fall (in)(from):</p>		<p><i>Block level exclusion term added.</i></p>

CODES	CATEGORY TITLES	REMARKS
	<p>...</p> <ul style="list-style-type: none"> • <u>repeated falls not resulting from accident (R29.6)</u> 	
W17	<p>Fall from one level to another</p> <p><i>Includes:</i> fall from or into:</p> <ul style="list-style-type: none"> • <u>cherry picker</u> ... • <u>lifting device</u> • <u>mobile elevated work platform [MEWP]</u> ... • <u>sky lift</u> 	<i>Inclusion terms added.</i>
W23	<p>Caught, crushed, jammed or pinched in or between objects</p> <p><i>Excludes:</i> injury caused by:</p> <ul style="list-style-type: none"> ... • transport vehicle <u>being used as a means of transportation (V01-V99)</u> ... 	<i>Exclusion term revised.</i>
W27	<p>Contact with nonpowered hand tool</p> <p><i>Excludes:</i> <u>hypodermic needle (W46.-)</u></p>	<i>Exclusion term added.</i>
W45	<p>Foreign body or object entering through skin</p> <p><i>Excludes:</i> contact with:</p> <p>...</p>	<i>Exclusion term added.</i>

CODES	CATEGORY TITLES	REMARKS
	<ul style="list-style-type: none"> • <u>hypodermic needle (W46.-)</u> 	
W46	<u>Contact with hypodermic needle</u>	<i>Category added (New code).</i>
X25	Contact with other specified venomous arthropods	<i>Category title revised.</i>
<u>X34.0</u>	<u>Victim of cataclysmic earth movements caused by earthquake</u> <i>Includes: trapped in or injured by collapsing building or other structure</i>	<i>Category added (New code).</i>
<u>X34.1</u>	<u>Victim of tsunami</u>	<i>Category added (New code).</i>
<u>X34.8</u>	<u>Victim of other specified effects of earthquake</u>	<i>Category added (New code).</i>
<u>X34.9</u>	<u>Victim of unspecified effect of earthquake</u>	<i>Category added (New code).</i>
X39	Exposure to other and unspecified forces of nature ... <i>Excludes: exposure NOS (X59.9) tsunami (X34.1)</i>	<i>Exclusion terms revised/ added.</i>
Accidental poisoning by and exposure to noxious substances (X40-X49)		<i>Block level inclusion term</i>

CODES	CATEGORY TITLES	REMARKS
	<p><i>Includes:</i> ... <u>(self-inflicted) poisoning, when not specified whether accidental or with intent to harm. Follow legal rulings when available (see note at Y10-Y34).</u></p>	<i>revised.</i>
X47	<p>Accidental poisoning by and exposure to other gases and vapours</p> <p><i>Includes:</i> ... <u>helium (nonmedicinal) NEC</u> ... </p>	<i>Inclusion term added.</i>
X53	<p>Lack of food</p> <p><i>Excludes:</i> ... <u>insufficient intake of food and water due to self neglect (R63.6)</u> <u>self neglect NOS (R46.8)</u></p>	<i>Exclusion term added.</i>
X59	<p>Exposure to unspecified factor</p> <p><i>Includes:</i> accident NOS exposure NOS</p>	<i>Inclusion terms deleted.</i>
<u>X59.0</u>	<u>Exposure to unspecified factor causing fracture</u>	<i>Category added (New code).</i>
<u>X59.9</u>	<u>Exposure to unspecified factor causing other and unspecified injury</u>	<i>Category added (New code).</i>

CODES	CATEGORY TITLES	REMARKS
	<p><u>Includes: accident NOS</u> <u>exposure NOS</u></p>	
X67	<p><u>Intentional self-poisoning by and exposure to other gases and vapours</u></p> <p><i>Includes: ...</i> <u>helium (nonmedicinal) NEC</u> ...</p>	<i>Inclusion term added.</i>
Y07	Other maltreatment syndromes	<i>Category title revised.</i>
<p>Event of undetermined intent (Y10-Y34)</p> <p>...</p> <p><i>Note:</i> This section covers events where available information is insufficient to enable a medical or legal authority to make a distinction between accident, self-harm or assault. It includes self- inflicted injuries, but not poisoning, when not specified as accidental or with intent to harm (<u>X40-X49</u>). <u>Follow legal rulings when available.</u></p>		<i>Block level note revised.</i>
Y17	<p>Poisoning by and exposure to other and unspecified drugs, medicaments and biological substances, undetermined intent</p> <p><i>Includes: ...</i> <u>helium (nonmedicinal) NEC</u> ...</p>	<i>Inclusion term added.</i>

CODES	CATEGORY TITLES	REMARKS
Y35	<p>Legal intervention</p> <p><u>Includes: injuries inflicted by the police or other law-enforcing agents, including military on duty, in the course of arresting or attempting to arrest lawbreakers, suppressing disturbances, maintaining order, and other legal action.</u></p>	<p><i>Inclusion terms added.</i></p>
	<p>Misadventures to patients during surgical and medical care (Y60-Y69)</p> <p><u>Excludes: breakdown and malfunctioning ... (ongoing use) (Y70-Y82)</u></p> <p>...</p> <p><u>medical devices associated with adverse incidents due to external causes classified elsewhere (V01-Y59, Y85-Y87, Y89)</u></p>	<p><i>Block level exclusion term added.</i></p>
	<p>Medical devices associated with adverse incident in diagnostic and therapeutic use (Y70-Y82)</p> <p><u>Includes: breakdown or malfunctioning of medical device (during procedure) (after implantation) (ongoing use)</u></p> <p><i>Excludes:</i> misadventure to patients ... classifiable to Y60-Y69 (Y60-Y69) later complications to patients ... malfunctioning of medical device (Y83-Y84) <u>medical devices associated with adverse</u></p>	<p><i>Block level inclusion and exclusion terms added.</i></p>

CODES	CATEGORY TITLES	REMARKS
	<u>incidents due to external causes classified elsewhere (V01-Y59, Y85-Y87, Y89)</u>	
	<p>Surgical and other medical procedures as the cause of abnormal reaction of the patient, or of later complication, without mention of misadventure at the time of the procedure (Y83-Y84)</p> <p><i>Excludes: ...</i> <u>medical devices associated with adverse incidents due to external causes classified elsewhere (V01-Y59, Y85-Y87, Y89)</u></p>	<i>Block level exclusion term added.</i>
	<p>Sequelae of external causes of morbidity and mortality (Y85-Y89)</p> <p>... <u>Not to be used for chronic poisoning and harmful exposure. Code these to current poisoning and harmful exposure.</u></p>	<i>Block level note added.</i>
CHAPTER XXI: FACTORS INFLUENCING HEALTH STATUS AND CONTACT WITH HEALTH SERVICES		
Z21	<p>Asymptomatic human immunodeficiency virus [HIV] infection status</p> <p><i>Excludes: ...</i> <u>human immunodeficiency virus [HIV] disease complicating pregnancy, childbirth and the puerperium (O98.7)</u></p>	<i>Exclusion term added.</i>

CODES	CATEGORY TITLES	REMARKS
Z22.3	Carrier of other specified bacterial diseases <u>Use additional code, if desired, to identify resistance to antimicrobial and antineoplastic drugs (U82-U85)</u>	<i>Note added.</i>
Z45.0	Adjustment and management of cardiac pacemaker devices Checking and testing and adjusting of pulse generator [battery] cardiac devices	<i>Category title and inclusion term revised.</i>
Z51.3	Blood transfusion (without reported diagnosis)	<i>Category title revised.</i>
Z58.1	Exposure to air pollution <u>Excludes: tobacco smoke (Z58.7)</u>	<i>Exclusion term added.</i>
<u>Z58.7</u>	<u>Exposure to tobacco smoke</u>	<i>Category added (New code).</i>
Z74.0	<u>Need for assistance due to R</u> reduced mobility Bedfast Chairfast	<i>Category title revised. Inclusion terms deleted.</i>
Z80.9	Family history of malignant neoplasm, unspecified Conditions classifiable to C80.-	<i>Inclusion term revised.</i>
Z83.0	Family history of human immunodeficiency virus [HIV] disease Conditions classifiable to B20-B24, <u>O98.7</u>	<i>Inclusion term revised.</i>

CODES	CATEGORY TITLES	REMARKS
Z83.3	Family history of diabetes mellitus Conditions classifiable to E10-E14, <u>O24</u>	<i>Note revised.</i>
Z85.9	Personal history of malignant neoplasm, unspecified Conditions classifiable to C80.-	<i>Inclusion term revised.</i>
Z87.8	Personal history of other specified conditions <i>Excludes:</i> <u>personal history of self harm (Z91.5)</u>	<i>Exclusion term added.</i>
<u>Z92.6</u>	<u>Personal history of chemotherapy for neoplastic disease</u>	<i>Category added (New code).</i>
Z94.8	Other transplanted organ and tissue Status ... <u>Stem cells</u>	<i>Inclusion term added.</i>
Z95.0	Presence of <u>electronic cardiac pacemaker devices</u> <u>Presence of :</u> <ul style="list-style-type: none"> • <u>cardiac pacemaker</u> • <u>cardiac resynchronization therapy defibrillator (CRT-D)</u> • <u>cardiac resynchronization therapy (CRT) pacemaker</u> • <u>cardioverter-defibrillator (ICD)</u> <i>Excludes:</i> adjustment or management of	<i>Category title revised. Inclusion and exclusion terms revised/added.</i>

CODES	CATEGORY TITLES	REMARKS
	<p>cardiac pacemaker devices (Z45.0) <u>dependence on artificial heart</u> (Z99.4)</p>	
<u>Z99.4</u>	<u>Dependence on artificial heart</u>	<i>Category added (New code).</i>
CHAPTER XXII: CODES FOR SPECIAL PURPOSES		
<p>Chapter XXII Codes for special purposes (U00 – U99) ... This chapter contains the following blocks: U00 – U49 Provisional assignment of new diseases of uncertain etiology U80-U89 Bacterial agents resistant to antibiotics <u>U82-U85 Resistance to antimicrobial and antineoplastic drugs</u></p>		<i>Block and its categories deleted/added.</i>
<u>U06</u>	<p><u>Emergency use of U06</u></p> <p><u>Codes U00-U49 are to be used by WHO for the provisional assignment of new diseases of uncertain etiology. In emergency situations codes are not always accessible in electronic systems. The specification of category U06 in the way it is done here will make sure this category and the subcategories are available in every electronic system at any time and that they can be used upon instruction by WHO, immediately.</u></p>	<i>Category added (New code).</i>

CODES	CATEGORY TITLES	REMARKS
<u>U06.0</u>	<u>Emergency use of U06.0</u>	<i>Category added (New code).</i>
<u>U06.1</u>	<u>Emergency use of U06.1</u>	<i>Category added (New code).</i>
<u>U06.2</u>	<u>Emergency use of U06.2</u>	<i>Category added (New code).</i>
<u>U06.3</u>	<u>Emergency use of U06.3</u>	<i>Category added (New code).</i>
<u>U06.4</u>	<u>Emergency use of U06.4</u>	<i>Category added (New code).</i>
<u>U06.5</u>	<u>Emergency use of U06.5</u>	<i>Category added (New code).</i>
<u>U06.6</u>	<u>Emergency use of U06.6</u>	<i>Category added (New code).</i>
<u>U06.7</u>	<u>Emergency use of U06.7</u>	<i>Category added (New code).</i>
<u>U06.8</u>	<u>Emergency use of U06.8</u>	<i>Category added (New code).</i>
<u>U06.9</u>	<u>Emergency use of U06.9</u>	<i>Category added (New code).</i>
<u>U07</u>	<u>Emergency use of U07</u> <u>Codes U00-U49 are to be used by WHO for the provisional assignment of new diseases of uncertain etiology. In emergency situations codes are not always accessible in electronic systems. The specification of category U07 in the way it is done here will make sure this category and the subcategories are available in every electronic system at any time and that they can be used upon instruction by WHO, immediately.</u>	<i>Category added (New code).</i>

CODES	CATEGORY TITLES	REMARKS
<u>U07.0</u>	<u>Emergency use of U07.0</u>	<i>Category added (New code).</i>
<u>U07.1</u>	<u>Emergency use of U07.1</u>	<i>Category added (New code).</i>
<u>U07.2</u>	<u>Emergency use of U07.2</u>	<i>Category added (New code).</i>
<u>U07.3</u>	<u>Emergency use of U07.3</u>	<i>Category added (New code).</i>
<u>U07.4</u>	<u>Emergency use of U07.4</u>	<i>Category added (New code).</i>
<u>U07.5</u>	<u>Emergency use of U07.5</u>	<i>Category added (New code).</i>
<u>U07.6</u>	<u>Emergency use of U07.6</u>	<i>Category added (New code).</i>
<u>U07.7</u>	<u>Emergency use of U07.7</u>	<i>Category added (New code).</i>
<u>U07.8</u>	<u>Emergency use of U07.8</u>	<i>Category added (New code).</i>
<u>U07.9</u>	<u>Emergency use of U07.9</u>	<i>Category added (New code).</i>
<u>Resistance to antimicrobial and antineoplastic drugs (U82-U85)</u> <i>Note: These categories should never be used in primary coding. The codes are provided for use as supplementary or additional codes when it is desired to identify the resistant properties of infectious agents, which are themselves classified elsewhere resistance, non-responsiveness and refractive properties of a condition to antimicrobials and antineoplastic drugs.</i>		<i>Block added.</i>

CODES	CATEGORY TITLES	REMARKS
<u>U82</u>	<u>Resistance to betalactam antibiotics</u> <u>Use additional code (B95-B98), if desired, to identify agents resistant to betalactam antibiotic treatment.</u>	<i>Category added (New code).</i>
<u>U82.0</u>	<u>Resistance to penicillin</u> <u>Resistance to:</u> <u>Amoxicillin</u> <u>Ampicillin</u>	<i>Category added (New code).</i>
<u>U82.1</u>	<u>Resistance to methicillin</u> <u>Resistance to:</u> <u>cloxacillin</u> <u>flucloxacillin</u> <u>oxacillin</u>	<i>Category added (New code).</i>
<u>U82.2</u>	<u>Extended spectrum betalactamase (ESBL) resistance</u>	<i>Category added (New code).</i>
<u>U82.8</u>	<u>Resistance to other betalactam antibiotics</u>	<i>Category added (New code).</i>
<u>U82.9</u>	<u>Resistance to betalactam antibiotics, unspecified</u>	<i>Category added (New code).</i>
<u>U83</u>	<u>Resistance to other antibiotics</u> <u>Use additional code (B95-B98), if desired, to identify agents resistant to other antibiotic treatment.</u>	<i>Category added (New code).</i>
<u>U83.0</u>	<u>Resistance to vancomycin</u>	<i>Category added (New code).</i>

CODES	CATEGORY TITLES	REMARKS
<u>U83.1</u>	<u>Resistance to other vancomycin related antibiotics</u>	<i>Category added (New code).</i>
<u>U83.2</u>	<u>Resistance to quinolones</u>	<i>Category added (New code).</i>
<u>U83.7</u>	<u>Resistance to multiple antibiotics</u>	<i>Category added (New code).</i>
<u>U83.8</u>	<u>Resistance to other single specified antibiotic</u>	<i>Category added (New code).</i>
<u>U83.9</u>	<u>Resistance to unspecified antibiotic</u> <u>Resistance to antibiotics NOS</u>	<i>Category added (New code)</i>
U84	<u>Resistance to other antimicrobial drugs</u> <u>Use additional code (B95-B98), if desired, to identify agents resistant to antimicrobial drugs.</u>	<i>Category added (New code).</i>
<u>U84.0</u>	<u>Resistance to antiparasitic drug(s)</u> <u>Resistance to quinine and related compounds</u>	<i>Category added (New code).</i>
<u>U84.1</u>	<u>Resistance to antifungal drug(s)</u>	<i>Category added (New code).</i>
<u>U84.2</u>	<u>Resistance to antiviral drug(s)</u>	<i>Category added (New code).</i>
<u>U84.3</u>	<u>Resistance to tuberculostatic drug(s)</u>	<i>Category added (New code).</i>
<u>U84.7</u>	<u>Resistance to multiple antimicrobial drugs</u> <u>Excludes: Resistance to multiple antibiotics only (U83.7)</u>	<i>Category added (New code).</i>

CODES	CATEGORY TITLES	REMARKS
<u>U84.8</u>	<u>Resistance to other specified antimicrobial drug</u>	<i>Category added (New code).</i>
<u>U84.9</u>	<u>Resistance to unspecified antimicrobial drugs</u> <u>Drug resistance NOS</u>	<i>Category added (New code).</i>
<u>U85</u>	Resistance to antineoplastic drugs <u>Includes: Non-responsiveness to antineoplastic drugs</u> <u>Refractory cancer</u>	<i>Category added (New code).</i>

ANNEXES

Annex A

CLASSIFICATION OF TB CASES

(Reference: National TB Program Manual of Operations, DOH)

Table 3.1 Classification of TB Cases

Location of Lesion	DSSM Result	Definition of Terms
Pulmonary TB (PTB)	Smear-Positive	<ol style="list-style-type: none"> 1. A patient with at least two sputum specimens positive for AFB, with or without radiographic abnormalities consistent with active TB OR <ol style="list-style-type: none"> 2. A patient with one sputum specimen positive for AFB and with radiographic abnormalities consistent with active pulmonary TB as determined by a physician OR <ol style="list-style-type: none"> 3. A patient with one sputum specimen positive for AFB and sputum culture positive for <i>M. tuberculosis</i>
	Smear-Negative	A patient with at least three sputum specimens negative for AFB with radiographic abnormalities consistent with active TB, and there has been no response to a course of antibiotics and/or symptomatic medications, and there is a decision by a physician and /or TBDC to treat the patient with a full course of anti-TB chemotherapy
Extra-Pulmonary TB (EP)	<ol style="list-style-type: none"> 1. A patient with at least one mycobacterial smear/culture positive from an extra-pulmonary site (organs other than the lungs: pleura, lymph nodes, genito-urinary tract, skin, joints and bones, meninges, intestines, peritoneum, and pericardium, among others) OR <ol style="list-style-type: none"> 2. A patient with histological and/or clinical evidence consistent with active extra pulmonary TB and there is a decision by a physician to treat the patient with anti-TB drugs <p>Note: All EP cases shall undergo DSSM prior to treatment.</p>	

Annex B

CLASSIFICATION OF DENGUE CASES

(Reference: DOH Administrative Order No.2012-0006 dated March 22, 2012)

REVISED DENGUE CASE CLASSIFICATION

In the new case classification, patients with dengue are classified according to levels of severity as having Dengue without Warning Signs, Dengue with Warning Signs, and Severe Dengue based on clinical manifestations with or without laboratory parameters.

Changes in dengue epidemiology in recent years led to difficulties and inconsistencies in the use of the previous dengue case definition and classification. The adoption of this new classification is deemed a solution in determining more standard, practical and appropriate management of dengue cases in the country. Likewise, this improvement is seen to improve consistency in reporting across various levels of health care facilities.

The Old Case Definition and Classification vis-à-vis the New Case Definition and Classification for Dengue

OLD Case Definition and Levels of Severity	NEW Case Classification and Levels of Severity
<p>Case Definition for <u>Dengue Fever</u></p> <p>Probable dengue: An acute febrile illness with 2 or more of the following:</p> <ul style="list-style-type: none"> • Headache • Retro-orbital pain • Arthralgia • Rash • Hemorrhagic manifestations • Leukopenia; <p>AND</p> <ul style="list-style-type: none"> • Supportive serology (a reciprocal HI antibody titer \geq 1280, a comparable IgG assay ELISA titer or (+) IgM antibody test on a late or acute convalescent phase serum specimen <p>Confirmed: A case confirmed by laboratory criteria</p>	<p>Case Definition for <u>Dengue without Warning Signs</u></p> <p>Probable dengue: Lives in or travels to dengue-endemic area, with fever, plus any two of the following:</p> <ul style="list-style-type: none"> • Headache • Body malaise • Myalgia • Arthralgia • Retro-orbital pain • Anorexia • Nausea • Vomiting • Diarrhea • Flushed skin • Rash (petechial, Hermann's sign) <p>AND</p> <ul style="list-style-type: none"> • Laboratory test, at least CBC (leukopenia with or without thrombocytopenia) and/or dengue NS1 antigen test or dengue IgM antibody test (optional). <p>Confirmed dengue:</p> <ul style="list-style-type: none"> • Viral culture isolation • PCR

<p style="text-align: center;">OLD Case Definition and Levels of Severity</p>	<p style="text-align: center;">NEW Case Classification and Levels of Severity</p>
<p>Case Definition for Dengue Hemorrhagic Fever (DHF) The following must all be present:</p> <ol style="list-style-type: none"> 1. Fever, or history of fever, lasting for 2-7 days, occasionally biphasic 2. Hemorrhagic tendencies evidenced by at least one of the following: <ol style="list-style-type: none"> a. (+) tourniquet test b. Petechiae, ecchymosis, purpura c. Bleeding from the mucosa, GIT, injection sites or other locations d. Hematemesis or melena 3. Thrombocytopenia (100,000 cells/mm³ or less) 4. Evidence of plasma leakage due to increased vascular permeability, manifested by at least one of the following: <ol style="list-style-type: none"> a. A rise in the hematocrit equal to or greater than 20% above average for age, sex, and population b. A drop in the hematocrit following volume replacement treatment equal to or greater than 20% of baseline c. Signs of plasma leakage such as pleural effusion, ascites and hypoproteinemia <p>Case Definition for Dengue Shock Syndrome (DSS) All of the four criteria for DHF must be present , plus evidence of circulatory failure manifested by:</p> <ul style="list-style-type: none"> • Rapid and weak pulse, AND • Narrow pulse pressure (< 20mmHg [2.7kPa] <p style="text-align: center;">OR</p> <p>manifested by:</p> <ul style="list-style-type: none"> • Hypotension for age, AND • Cold clammy skin and restlessness 	<p>Case Definition for Dengue with Warning Signs: Lives in or travels to dengue-endemic area, with fever lasting for 2-7 days, plus any one of the following:</p> <ul style="list-style-type: none"> • Abdominal pain or tenderness • Persistent vomiting • Clinical signs of fluid accumulation • Mucosal bleeding • Lethargy, restlessness • Liver enlargement • Laboratory: increase in Hct and/or decreasing platelet count <p>Confirmed dengue:</p> <ul style="list-style-type: none"> • Viral culture isolation • PCR
<p>Grading of Severity of DHF/DSS DHF Grade 1 Fever accompanied by non-specific constitutional signs and symptoms such as anorexia, vomiting,</p>	<p>Case Definition for Severe Dengue Lives in or travels to a dengue-endemic area with fever of 2–7 days and any of the above clinical manifestations for dengue with or without warning signs, plus any of the following:</p> <ul style="list-style-type: none"> • <u>Severe plasma leakage</u>, leading to: <ul style="list-style-type: none"> – Shock – Fluid accumulation with respiratory distress • <u>Severe bleeding</u> • <u>Severe organ impairment</u> <ul style="list-style-type: none"> – Liver: AST or ALT ≥ 1000 – CNS: e.g., seizures, impaired consciousness – Heart: e.g., myocarditis – Kidneys: e.g., renal failure <p><i>Note:</i> <i>Above manifestations and/or laboratory parameters require strict observation, monitoring, and appropriate medical intervention.</i></p>

<p style="text-align: center;">OLD Case Definition and Levels of Severity</p>	<p style="text-align: center;">NEW Case Classification and Levels of Severity</p>
<p>abdominal pain; the only hemorrhagic manifestation is a (+) tourniquet test and/or easy bruising</p>	
<p><u>DHF Grade 2</u> Spontaneous bleeding in addition to manifestations of grade 1 patients usually in the form of skin or other hemorrhages (mucocutaneous, gastro-intestinal)</p>	
<p><u>DHF Grade 3 (DSS)</u> Circulatory failure manifested by rapid, weak pulse and narrowing of pulse pressure or hypotension, with the presence of cold clammy skin and restlessness</p>	
<p><u>DHF Grade 4 (DSS)</u> Profound shock with undetectable blood pressure or pulse</p>	

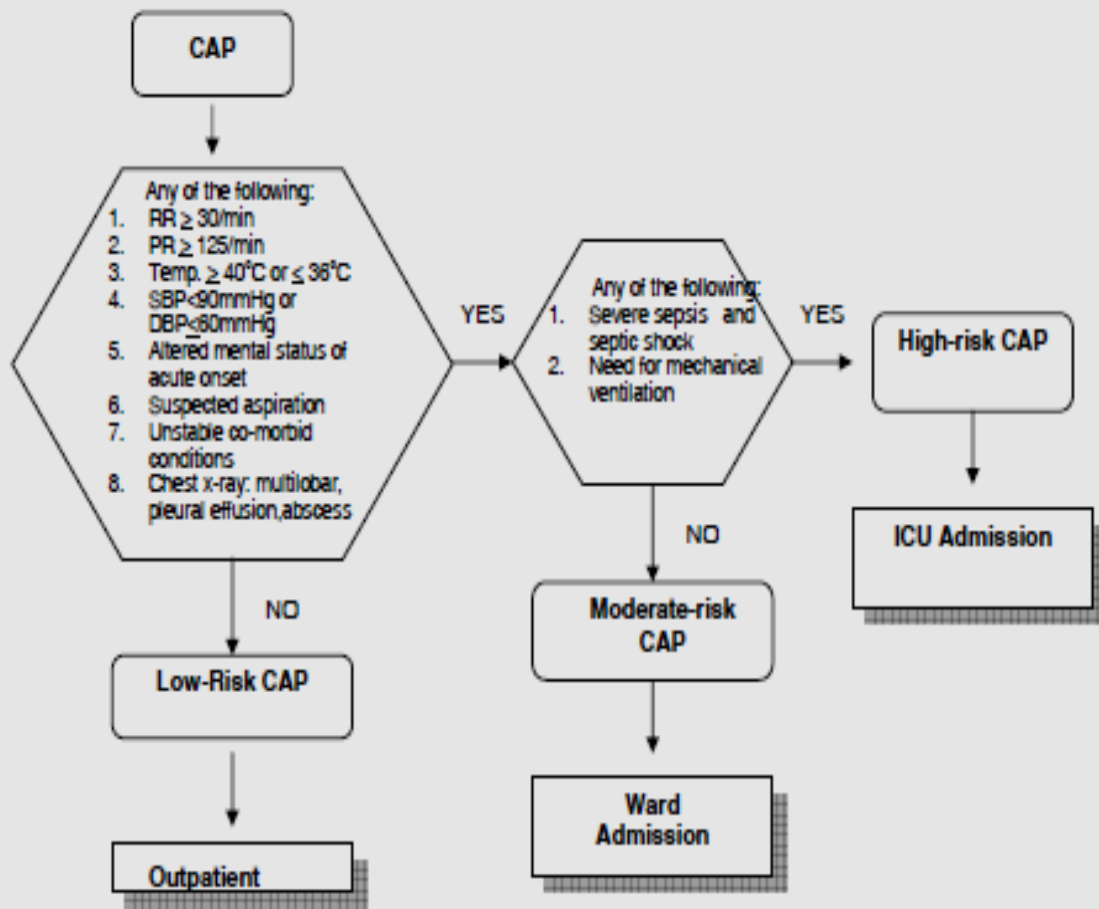
Annex C

Classification of Community Acquired Pneumonia

Clinical Features of patients with CAP according to risk categories

Low-risk CAP	Moderate-risk CAP	High-risk CAP
<p>Presence of:</p> <p>Stable vital signs; RR <30 breaths/min • PR <125 beats/min • Temp >36 °C or <40 °C • SBP >90 mmHg • DBP >60 mmHg</p> <p>No altered mental state of acute onset No suspected aspiration No or stable comorbid conditions</p> <p>Chest X-ray: - localized infiltrates - no evidence of pleural effusion, abscess</p>	<p>Any of the following:</p> <p>Unstable vital signs: RR \geq30 breaths/min • PR \geq125 beats/min • Temp \geq40°C or \leq36°C • SBP <90 mmHg, • DBP \leq60 mmHg</p> <p>altered mental state of acute onset Suspected aspiration Decompensated co-morbid condition</p> <p>Chest X-ray: - multilobar infiltrates - pleural effusion or abscess</p>	<p>Any of the criteria under moderate- risk CAP category plus Severe Sepsis and Septic shock</p> <p>Need for mechanical ventilation</p>

Figure 1. Algorithm for the management-oriented risk stratification of CAP among immunocompetent adults



Source: Philippine Clinical Practice Guidelines on the Diagnosis, Empiric Management, and Prevention of Community-acquired Pneumonia (CAP) in Immunocompetent Adults-2010 Update

Annex D

Pediatric Community Acquired Pneumonia (PCAP) Risk Classification for Pneumonia-Related Mortality ^a

VARIABLES	PCAP A Minimal risk	PCAP B Low risk	PCAP C Moderate risk	PCAP D High risk
1. Co-morbid illness ^b	None	Present	Present	Present
2. Compliant caregiver ^c	Yes	Yes	No	No
3. Ability to follow-up ^c	Possible	Possible	Not possible	Not possible
4. Presence of dehydration ^d	None	Mild	Moderate	Severe
5. Ability to feed	Able	Able	Unable	Unable
6. Age	>11 mo	>11 mo	<11 mo	<11 mo
7. Respiratory rate ^e 2-12 months 1-5 years > 5 years	≥50/min ≥40/min ≥30/min	>50/min >40/min >30/min	>60/min >50/min >35/min	>70/min >50/min >35/min
8. Signs of resp failure				
a. Retraction	None	None	Intercostal / subcostal	Supraclavicular/ intercostal/subcostal
b. Head bobbing	None	None	Present	Present
c. Cyanosis	None	None	Present	Present
d. Grunting	None	None	None	Present
e. Apnea	None	None	None	Present
f. Sensorium	Awake	Awake	Irritable	Lethargic/stuporous/ comatose
9. Complications [effusion, pneumothorax]	None	None	Present	Present
ACTION PLAN	OPD Follow-up at end of treatment	OPD Follow-up after 3 days	Admit to regular ward	Admit to a critical care unit Refer to specialist

^aIn the presence of overlapping parameters, assume the next severe classification even with only one parameter present.

^bComorbid illness includes malnutrition, asthma, congenital heart disease and other clinical conditions that can directly affect respiratory function.

^cNonavailability of these external factors necessitates admission even if accompanied by less severe parameters

^dGrading of dehydration adapted from Nelson's Textbook of Pediatrics¹: MILD [thirsty, normal or increased pulse rate, decreased urine output and normal physical examination]; MODERATE [tachycardia, little or no urine output, irritable/lethargic, sunken eyes and fontanel, decreased tears, dry mucus membranes, mild tenting of the skin, delayed capillary refill, cool and pale]; SEVERE [rapid and weak pulse, decreased blood pressure, no urine output, very sunken eyes and fontanel, no tears, parched mucous membranes, tenting of the skin, very delayed capillary refill, cold and mottled]


^eWorld Health Organization age specific criteria for tachypnea²

^fParents should be advised that if patient is rapidly deteriorating, immediate follow-up is necessary

Source: 2004 PPS/PIDSP/PAPP Clinical Practice Guideline

Annex E

Classification of Hypertension



Reference Card From the
Seventh Report of the Joint National Committee on Prevention, Detection, Evaluation, and Treatment of High Blood Pressure (JNC 7)

EVALUATION

CLASSIFICATION OF BLOOD PRESSURE (BP)*

CATEGORY	SBP MMHg	and	DBP MMHg
Normal	<120	and	<80
Prehypertension	120-139	or	80-89
Hypertension, Stage 1	140-159	or	90-99
Hypertension, Stage 2	≥160	or	≥100

* See Blood Pressure Measurement Techniques (reverse side)
 Key: SBP = systolic blood pressure; DBP = diastolic blood pressure

DIAGNOSTIC WORKUP OF HYPERTENSION

- Assess risk factors and comorbidities.
- Reveal identifiable causes of hypertension.
- Assess presence of target organ damage.
- Conduct history and physical examination.
- Obtain laboratory tests: urinalysis, blood glucose, hematocrit and lipid panel, serum potassium, creatinine, and calcium. Optional: urinary albumin/creatinine ratio.
- Obtain electrocardiogram.

ASSESS FOR MAJOR CARDIOVASCULAR DISEASE (CVD) RISK FACTORS

- Hypertension
- Obesity (body mass index ≥30 kg/m²)
- Dyslipidemia
- Diabetes mellitus
- Cigarette smoking
- Physical inactivity
- Microalbuminuria, estimated glomerular filtration rate <60 mL/min
- Age (>55 for men, >65 for women)
- Family history of premature CVD (men age <55, women age <65)

ASSESS FOR IDENTIFIABLE CAUSES OF HYPERTENSION

- Sleep apnea
- Drug induced/related
- Chronic kidney disease
- Primary aldosteronism
- Renovascular disease
- Cushing's syndrome or steroid therapy
- Pheochromocytoma
- Coarctation of aorta
- Thyroid/parathyroid disease

TREATMENT


PRINCIPLES OF HYPERTENSION TREATMENT

- Treat to BP <140/90 mmHg or BP <130/80 mmHg in patients with diabetes or chronic kidney disease.
- Majority of patients will require two medications to reach goal.

ALGORITHM FOR TREATMENT OF HYPERTENSION

```

graph TD
    A[LIFESTYLE MODIFICATIONS] --> B[Not at Goal Blood Pressure (<140/90 mmHg) (<130/80 mmHg for patients with diabetes or chronic kidney disease)]
    B --> C[INITIAL DRUG CHOICES]
    C --> D[Without Compelling Indications]
    C --> E[With Compelling Indications]
    D --> F[Stage 1 Hypertension (SBP 140-159 or DBP 90-99 mmHg)]
    D --> G[Stage 2 Hypertension (SBP ≥160 or DBP ≥100 mmHg)]
    E --> H[Drug(s) for the compelling indications]
    F --> I[NOT AT GOAL BLOOD PRESSURE]
    G --> I
    H --> I
    I --> J[Optimize dosages or add additional drugs until goal blood pressure is achieved. Consider consultation with hypertension specialist.]
    
```



U.S. DEPARTMENT OF HEALTH AND HUMAN SERVICES
 National Institutes of Health
 National Heart, Lung, and Blood Institute

409

Annex F

Cause of Death Certification Guidelines (for Doctors)



Republic of the Philippines
Department of Health
OFFICE OF THE SECRETARY

10 July 2012

DEPARTMENT CIRCULAR

No. 2012- 0231

TO : ICD-10 COORDINATORS/TRAINORS, CHIEF OF HOSPITALS, MUNICIPAL HEALTH OFFICERS, MEDICAL RECORDS OFFICERS, STATISTICIANS, HOSPITAL/CLINICAL CODERS, PHILHEALTH EVALUATORS/STAFF, NSO STAFF AND ALL CONCERNED


SUBJECT : Cause of Death Flyer- Death Certificate in line with ICD-10 (A quick reference guide)

Mortality data provide a valuable measure for assessing nation's health status. Certification of death is one of the first steps in getting mortality data. Proper completion of the cause of death certificate is crucial to ensure accurate and reliable mortality data based on ICD-10 coding. A properly completed cause-of-death certificate provides the description of the order, type and association of events that have resulted in death.

In view thereof, attached is the Cause of Death flyer extracted from the 2010 WHO Cause of Death flyer which provides a quick reference guide to physicians in completing the cause of death certificate properly.

For information and guidance of all concerned.

By the authority of the Secretary of Health:


ENRIQUE A. TAYAG, MD, PHSAE, FPSMID, CESO III
Assistant Secretary
Head, Support to Service Delivery Technical Cluster II

Frequently used ICD-defined terms

Accident	Specify circumstances Specify intent, as 'car accident', or 'assault'; Specify place of occurrence Specify use: long term or single, addiction
Alcohol, drugs	Specify disease: disease that caused surgery
Complication of surgery	Specify cause: Alzheimer, infarction, old age, other
Dementia	Specify source, etiology: acute or chronic, alcoholic If viral: specify Type (A, B, G...)
Hepatic	Specify site: heart, brain,.... Specify cause: arteriosclerotic, thrombotic, embolic....
Infarction	Specify: primary or secondary, causative organism If primary: specify bacterial or viral If secondary: specify primary infection
Infection	Specify: acute, subacute, chronic lymphatic, myeloid, monocytic
Leukemia	Specify: primary, aspiration, cause, causative organism If due to immobility: specify the cause of the immobility
Pneumonia	Specify cause: cause of embolism If post surgical or immobility: specify disease that caused surgery or immobility
Pulmonary embolism	Specify: acute, chronic or terminal, underlying cause of insufficiency, like arteriosclerosis, or infection If due to immobility: specify the cause of the immobility
Renal Failure	Specify: arterial or venous Specify: the blood vessel If post-surgical or immobility: specify disease that caused surgery or immobility
Thrombotic	Specify: behavior, location, metastases
Tumor	Specify: site in the urinary tract, causative organism, underlying cause of infection If due to immobility: specify the cause of the immobility
Urinary tract infection	



OFFICE OF THE INSPECTOR GENERAL
DEPARTMENT OF HEALTH

Cause of Death on the

Death Certificate In line with ICD-10

-Quick reference guide-

Cause of death information serves

- epidemiology and prevention
- managing health care
- comparing health in different populations

Certification of death is one of the first steps in getting an overview of the health and people.

The diseases or conditions recorded on a death certificate represent the best medical opinion.

A properly completed cause-of-death certificate represents the best medical opinion.

A properly completed cause-of-death certificate provides a description of the order, type and association of events that have resulted in the death.

The diagnoses reported on the certificate are coded with the International Classification of Diseases, 10th edition. This coded data is analyzed and used both nationally and internationally no matter what language was used to complete the certification.

Emitted from the 2010 WHO Cause of Death Trier (The "Trierstyle" modified based on the format of the Cause of Death Certification in the Philippines)

Cause of Death on the certificate - how to fill in?

Death certificates may look different in most countries. But the section on the cause of death is identical world wide. That section has been designed by WHO, based on a century of experience. It has two parts, called Part I and Part II, and a section to record the time interval between the onset of each condition and the date of death.

Part I – Is used for diseases or conditions that form part of the sequence of events leading directly to death.

The immediate (direct) cause of death is entered on the first line, I (a).

There must always be an entry on line I (a).

The entry on line I(a) may be the only condition reported in Part I of the certificate.

Where there are two or more conditions that form part of the sequence of events leading directly to death. Each event in the sequence should be recorded on a separate line.

In any case you must record the disease, injury or external cause that resulted in the death. Do not record the mode of dying, such as cardiac arrest, respiratory failure or heart failure.

“Unknown” cause of death should be recorded in cases where thorough testing or autopsy examination cannot determine a cause of death. “Unknown” is better than any speculation on the possible cause of death. Always fully spell out all terms. Abbreviations can be interpreted in different ways. Terms such as “suspected” or “possible” are ignored in evaluation of the entries. For example “suspected Diabetes” will be interpreted as “Diabetes”. The four lines may not provide enough space for the chain of events. Do not waste space with unnecessary words. Some clinical terms are very vague. For example, “tumor” does not specify behavior (see also last page of this flyer).

Duration – Is the time interval between the onset of each condition that is entered on the certificate (not the time of diagnosis of the condition), and the date of death. The duration information is useful in coding certain diseases and also provides a useful check on the reported sequence of conditions.

Part II – Is used for conditions which have no direct connection with the events leading to death but whose presence contributed to death
Cause of Death on the certificate – step by step

Start at line I (a), with the immediate (direct) cause, then go back in time to preceding conditions until you get to the one that started the sequence of events. You will get very close to the time the patient was healthy.

Now, you should have reported the underlying or originating cause on the lowest used line and a sequence of events leads from the underlying cause up to the immediate (direct) cause in the first line I (a).

Finally, record the time interval between the onset of each condition entered on the certificate and the date of death. Where the time or date of onset is not known you should record a best estimate. Enter the unit of time (minutes, hours, days, weeks, months, years).

Example

Immediate cause:	Interval between onset and death
(a) <u>Cerebral hemorrhage</u>	4 hours
Antecedent cause:	4 months
(b) <u>Metastasis of the brain</u>	5 years
Underlying cause:	3 years
(c) <u>Squamous cell carcinoma of the breast</u>	10 years
II Other significant conditions contributing to the death:	
<u>Arterial Hypertension</u>	
<u>Diabetes mellitus</u>	

- Write clearly and do not use abbreviations.
- Be sure the information is complete.
- Do not speculate on the cause of death; rather record “cause unknown”
- Do not fill in laboratory results or statements like “found by wife”.
(Others may be separate fields on the form for this kind of information)
- One condition per line should be sufficient

Extracted from the 2010 WHO Cause of Death Flyer (The “Example” modified based on the format of the Cause of Death Certification in the Philippines)

Annex G

Lists of Medical Prefixes and Suffixes, And Different Root Classification

A

Prefix or suffix	Meaning	Origin language and etymology	Example(s)
a-, an-	not, without	Ancient Greek ἀ-/άν- (a-/an-), not, without	Analgesic, apathy
ab-	from; away from	Latin	Abduction
abdomin(o)-	Of or relating to the abdomen	Latin abdōmen, abdomen, fat around	Abdomen
-ac, -acal	pertaining to	Greek -ακός (-akos)	cardiac, hydrophobic
acanth(o)-	thorn or spine	Ancient Greek ἄκανθα (akantha), thorn	acanthion, acanthocyte, acanthoma, acanthulus
acous(io)-	Of or relating to hearing	Greek ἀκουστικός (acoustikos), of or for hearing	acoumeter, acoustician
acr(o)-	extremity, topmost	Greek ἄκρον (akron), highest or farthest point	Acrocrahy, acromegaly, acroosteolysis, acroposthia
-acusis	hearing	Greek ἀκουστικός (acoustikos), of or for	paracusis
-ad	toward, in the direction of		dorsad
ad-	at, increase, on, toward	Latin	Adduction
aden(o)-, aden(i)-	Of or relating to a gland	Ancient Greek ἀδήν, ἄδέν- (adēn, aden-), an acorn; a gland	Adenocarcinoma, adenology, adenotome, adenotyphus
adip(o)-	Of or relating to fat or fatty tissue	Latin (adepts, adip-), fat	Adipocyte
adren(o)-	Of or relating to adrenal glands	Latin	adrenal artery
-aemia (BrE)	blood condition	Greek ἀναιμία, without	Anaemia
aer(o)-	air, gas	Greek ἀήρ, ἄερος	Aerosinusitis
aesthesio- (BrE)	sensation	Greek αἴσθησις	Anesthesia

Prefix or suffix	Meaning	Origin language and etymology	Example(s)
-al	pertaining to	Latin -alis	abdominal, femoral
alb-	Denoting a white or pale color	Latin albus, white	Albino
alge(si)-	pain	Greek ἄλγος	Analgesic
-algia, alg(i)o-	pain	Greek	Myalgia
all(o)-	Denoting something as different, or as an addition	Ancient Greek ἄλλος (allos), another, other	Alloantigen, allopathy
ambi-	Denoting something as positioned on both sides; describing both of two	Latin (ambi-, ambo), both, on both sides	Ambidextrous
amni-	Pertaining to the membranous fetal sac (amnion)	Greek ἄμνιον	Amniocentesis
amph(i)-,	on both sides	Greek ἀμφί (amphi)	Amphicrania, amphismela, amphomycin
an-	not, without	Greek	Analgesia
ana-	back, again, up	Greek	Anaplasia
an-	anus	Latin	anal
andr(o)-	pertaining to a man	Greek ἀνῆρ, ἀνδρ-	Android, andrology
angi(o)-	blood vessel	Greek ἀγγεῖον	Angiogram
aniso-	Describing something as unequal	Ancient Greek ἀνῖσος (anisos), unequal	Anisocytosis, anisotropic
ankyl(o)-, ancyl(o)-	Denoting something as crooked or bent	Ancient Greek ἀγκύλος (ankýlos), crooked, curved	Ankylosis
ante-	Describing something as positioned in front of another thing	Latin (āntē), before, in front of	antepartum
anti-	Describing something as 'against' or 'opposed to' another	Ancient Greek ἀντι (anti), against	Antibody, antipsychotic
apo-	away, separated from, derived from	Ancient Greek ἀπό	Apoptosis

Prefix or suffix	Meaning	Origin language and etymology	Example(s)
arch-	first, primitive	Ancient Greek	archinephron
arsen(o)-	Of or pertaining to a male; masculine	Greek (arsein)	arsenoblast
arteri(o)-	Of or pertaining to an artery	Ancient Greek ἀρτηρία (artēria), a wind-pipe, artery (used distinctly versus a vein)	Arteriole, artery
arthr(o)-	Of or pertaining to the joints, limbs	Ancient Greek αρθρος (arthros), a joint, limb	Arthritis
articul(o)-	joint	Latin articulum	Articulation
-ary	pertaining to	Latin -arius	biliary tract
-ase	enzyme	Greek διάστασις, division	Lactase
-asthenia	weakness	Greek, ἀσθένεια	Myasthenia gravis
atel(o)-	imperfect or incomplete		atelocardia
ather(o)-	fatty deposit, soft gruel-like deposit		Atherosclerosis
-ation	process	Latin	medication
atri(o)-	an atrium (esp. heart atrium)	Latin	atrioventricular
aur(i)-	Of or pertaining to the ear	Latin (auris), the ear	Aural
aut(o)-	self	Greek αὐτο-	Autoimmune
aux(o)-	increase; growth		Auxocardia : enlargement of the heart, Auxology
axill-	Of or pertaining to the armpit (uncommon as a prefix)	Latin (axilla), armpit	Axilla
azo(to)-	nitrogenous compound		azothermia : raised temperature due to nitrogenous substances in blood

B

Prefix or suffix	Meaning	Origin language and etymology	Example(s)
balano-	Of the glans penis or glans clitoridis	Greek βάλανος - balanos, acorn, glans	Balanitis
bi-	twice, double	Latin	Binary
bio-	life	Ancient Greek βίος	Biology
blast(o)-	germ or bud	Greek βλαστός	Blastomere
blephar(o)-	Of or pertaining to the eyelid	Ancient Greek βλέφαρον (blépharon), eyelid	Blepharoplast
brachi(o)-	Of or relating to the arm	Latin (bracchium), from Ancient Greek βραχίων (brachiōn), arm	Brachium of inferior colliculus
brachy-	Indicating 'short' or less commonly 'little'	Ancient Greek βραχύς (brachys), short, little, shallow	brachycephalic
brady-	'slow'	Ancient Greek βραδύς	Bradycardia
bronch(i)-	of or relating to the bronchus		Bronchiolitis obliterans
bucc(o)-	Of or pertaining to the cheek	Latin (bucca), cheek	Buccolabial
burs(o)-	bursa (fluid sac between the bones)	Latin	Bursitis

C

Prefix or suffix	Meaning	Origin language and etymology	Example(s)
capill-	Of or pertaining to	Latin (capillus), hair	Capillus
capit-	Pertaining to the head (as a whole)	Latin (caput, capit-), the head	Capitation
carcin(o)-	cancer	Greek καρκίνος (karkinos), crab	Carcinoma
cardi(o)-	Of or pertaining to the heart	Ancient Greek καρδιά (kardía), heart	Cardiology

Prefix or suffix	Meaning	Origin language and etymology	Example(s)
carp(o)-	Of or pertaining to the wrist	Latin (carpus) < Ancient Greek καρπός (karpós), wrist; NOTE: This root should not be confused with the mirror root carp(o)- meaning fruit.	Carpopedal
cata-	down, under	Greek κατά (kata)	Cataract
-cele	pouching, hernia	Ancient Greek κήλη (kēlē)	Hydrocele, Varicocele
-centesis	surgical puncture for aspiration	Ancient Greek κέντησις (kentēsis)	Amniocentesis
cephal(o)-	Of or pertaining to the head (as a whole)	Ancient Greek κεφαλή (képhalē), the head	Cephalalgia
cerat(o)-	Of or pertaining to the cornu; a horn	Ancient Greek κέρασ, κερατ- (kéras, kerat-), a horn	Ceratoid
cerebell(o)-	Of or pertaining to the cerebellum	Latin (cerebellum), little brain	Cerebellum
cerebr(o)-	Of or pertaining to the brain	Latin (cerebrum), brain	Cerebrology
cervic-	Of or pertaining to the neck, the cervix	Latin (cervix, cervīc-), neck, cervix	Cervicodorsal
chem(o)-	chemistry, drug	Greek χημεία	Chemotherapy
chir(o)-, cheir(o)-	Of or pertaining to the hand	Ancient Greek χείρ, χειρο- (cheir, cheiro-), hand	Chiropractor
chlor(o)-	Denoting a green color	Ancient Greek χλωρός (chloros), green, yellow-green	Chlorophyll
chol(e)-	Of or pertaining to bile	Ancient Greek χολή (cholē), bile	Cholaemia (UK)/ Cholemia (US), Cholecystitis

Prefix or suffix	Meaning	Origin language and etymology	Example(s)
cholecyst(o)-	Of or pertaining to the gallbladder	Ancient Greek χοληκύστις (cholēkýstis), gallbladder < χολή (cholē), bile, gall + κύστις (kýstis), bladder	Cholecystectomy
chondr(i)o-	cartilage, gristle, granular	Ancient Greek χονδρός (chondros)	Chondrocalcinosis
chrom(ato)-	color	Ancient Greek χρώμα	Hemochromatosis
-cidal, -cide	killing, destroying	Latin	bacteriocidal
cili-	Of or pertaining to the cilia, the eyelashes; eyelids	Latin (cilium), eyelash; eyelid	Ciliary
circum-	Denoting something as	Latin (circum), around	Circumcision
cis-	on this side	Latin (cis)	
clast	break	Greek κλαστός "broken"	osteoclast
clostr-	spindle	Greek κλωστήρ (klōstēr)	Clostridium difficile
co-	with, together, in association	Latin	coenzymes
col-, colo-, colono-	colon	κόλον (kólōn)	Colonoscopy
colp(o)-	Of or pertaining to the vagina	Ancient Greek κόλπος (kólpos), bosom, womb;	Colposcopy
com-	with, together	Latin	
contra	against	Latin	Contraindicate
cor-	with, together	Latin	
cor-, core-, coro-	Of or pertaining to eye's pupil	Ancient Greek κόρη (kórē), girl, doll; pupil of the eye	Corectomy
cordi-	Of or pertaining to the heart (uncommon as a prefix)	Latin (cor, cordi-), heart	Commotio cordis

Prefix or suffix	Meaning	Origin language and etymology	Example(s)
cornu-	Applied to processes and parts of the body describing them likened or similar to horns	Latin (cornū), horn	Greater cornu
coron(o)-	crown	Latin corōna ("garland,	coronary
cost(o)-	Of or pertaining to the ribs	Latin (costa), rib	Costochondral
cox-	Of or relating to the hip, haunch, or hip-joint	Latin (coxa), hip	Coxopodite
crani(o)-	Belonging or relating to the cranium	Latin (cranium) < Ancient Greek κρᾶνιον (krānion), the cranium, skull, bones enclosing the brain	Craniology
-crine, crin(o)	to secrete	εκκρίνει ecrine	Endocrine
cry(o)-	cold	Greek κρύος	Cryoablation
cutane-	skin	Latin cutis	Subcutaneous
cyan(o)-	Denotes a blue color	Ancient Greek κύανος, κυάνεος (kýanos,	Cyanopsia
cycl-	circle, cycle	Greek κύκλος (kuklos)	
cyph(o)-	Denotes something as bent (uncommon as a prefix)	Ancient Greek κυφός (kphós), bent, hunchback	Cyphosis
cyst(o)-, cyst(i)-	Of or pertaining to the urinary bladder	Ancient Greek κύστις (kýstis); bladder, cyst	Cystotomy
cyt(o)-, -cyte	cell	Greek κύτος	Cytokine, leukocyte

D

Prefix or suffix	Meaning	Origin language and etymology	Example(s)
dacryo-	tear	Greek δάκρυ	Dacryocystitis
-dactyl(o)-	Of or pertaining to a finger, toe	Ancient Greek δάκτυλος (dáktylos), finger, toe	dactylogy, polydactyly
de-	away from, cessation	Latin de-	dehydrate
dent-	Of or pertaining to teeth	Latin (dens, dentis), tooth	Dentist
dermat(o)-, dermat(o)-	Of or pertaining to the skin	Ancient Greek δέρμα, δέρματ- (dérma, démat-), skin, human	Dermatology
-desis	binding	Greek δέσις (desis)	arthrodesis
dextr(o)-	right, on the right side	Latin dexter	Dextrocardia
di-	two	Greek δι-	Diplopia
di-	apart, separation	Latin	
dia-	through, during, across	Ancient Greek διά (diá), through, during, across	dialysis
dif-	apart, separation	Latin	different
digit-	Of or pertaining to the finger [rare as a root]	Latin (digitus), finger, toe	Digit
-dipsia	suffix meaning "(condition of) thirst"	Greek dipsa	polydipsia, hydroadipsia, oligodipsia
dis-	separation, taking apart	Latin dis-	Dissection
dors(o)-, dors(i)-	Of or pertaining to the back	Latin (dorsum), back	dorsal, Dorsocephalad
dromo-	running, conduction, course	Greek dromos	Dromotropic

Prefix or suffix	Meaning	Origin language and etymology	Example(s)
duodeno-	duodenum, twelve: upper part of the small intestine (twelve inches long on average), connects to the stomach	Latin duodeni	Duodenal atresia
dynam(o)-	force, energy, power	Greek δύναμις (dunamis)	Hand strength dynamometer
-dynia	pain		Vulvodynia
dys-	bad, difficult, defective, abnormal	Greek δυσ-	Dysphagia, dysphasia

E

Prefix or suffix	Meaning	Origin language and etymology	Example(s)
-eal	pertaining to	Latin	adenohypophyseal, corneal, esophageal, perineal
ec-	out, away	Greek ἐκ- (ek-)	Ectopia, ectopic pregnancy
ect(o)-	outer, outside	Greek ἐκτός	Ectoblast, ectoderm
-ectasia, -ectasis	expansion, dilation	Ancient Greek ἔκτασις	Bronchiectasis, telangiectasia
-ectomy	Denotes a surgical operation or removal of a body part. Resection, excision	Ancient Greek ἐκτομή (ectomē), excision	Mastectomy
-emesis	vomiting condition	Greek ἔμεσις	Hematemesis
-emia	blood condition (AmE)	Greek ἀν-αιμία, without blood	Anemia
encephal(o)-	Of or pertaining to the brain. Also see Cerebro.	Ancient Greek ἐγκέφαλος (enképhalos), the brain	Encephalogram

Prefix or suffix	Meaning	Origin language and etymology	Example(s)
endo-	Denotes something as 'inside' or 'within'	Ancient Greek ἔνδο- (endo-), inside, internal	Endocrinology, endospore
eosin(o)-	Red	Eosin comes from Eos, the Greek word for 'dawn' and the name of the Greek goddess of the dawn.	Eosinophil granulocyte
enter(o)-	Of or pertaining to the intestine	Ancient Greek ἔντερον (énteron), intestine	Gastroenterology
epi-	on, upon	Ancient Greek ἐπι- (epi-), before, upon, on, outside, outside of	Epicardium, epidermis, epidural, episclera, epistaxis
episi(o)-	Of or pertaining to the pubic region, the loins	Ancient Greek ἐπίσιον- (epísion), the pubic area, loins; vulva	Episiotomy
erythr(o)-	Denotes a red color	Ancient Greek ἐρυθρός	Erythrocyte
-esophageal, -esophago-	gullet (AmE)	Greek οἰσοφάγος (oisophágos)	Esophagus
esthesio-	sensation (AmE)	Greek αἴσθησις (aisthēsis)	Esthesia
eu-	true, good, well, new	Greek	Eukaryote
ex-	out of, away from	Latin	Excision, exophthalmos
exo-	Denotes something as 'outside' another	Ancient Greek ἔξω- (exo-), outside of, external	Exoskeleton
extra-	outside	Latin	Extradural hematoma

F

Prefix or suffix	Meaning	Origin language and etymology	Example(s)
faci(o)-	Of or pertaining to the face	Latin (faciēs), the face, countenance	Facioplegic
fibr-	fiber	Latin (fibra), fiber, filament, entrails	fibril, fibrin, fibrinous pericarditis, fibroblast
filli-	fine, hair-like	Latin (filum), thread	
-form	Used to form adjectives indicating 'having the form of'	Latin (forma), form, shape	cruciform, cuneiform, falciform
fore-	before or ahead		foregut
fossa	A hollow or depressed area; trench or channel	Latin (fossa), ditch, pit	fossa ovalis
front-	Of or pertaining to the forehead	Latin (frōns, front-), the forehead	frontonasal

G

Prefix or suffix	Meaning	Origin language and etymology	Example(s)
galact(o)-	milk	Greek γάλα, γαλακτ-	Galactorrhea
gastr(o)-	Of or pertaining to the stomach	Ancient Greek γαστήρ (gastēr), γαστρ-, stomach, belly	Gastric bypass
-gen	(1) Denotes the sense 'born in, from' (2) Denotes the sense 'of a certain kind'	Ancient Greek -γενής (-genēs), from γεν-νάειν (gen- náein), to be born	(1) Endogen; (2) Heterogenous
-genic	Formative, pertaining to producing	Greek	Cardiogenic shock
genu-	Of or pertaining to the knee	Latin (genū), knee	Genu valgum

Prefix or suffix	Meaning	Origin language and etymology	Example(s)
-geusia	Taste	Ancient Greek γεῦσις (geusis)	Ageusia, dysgeusia, hypergeusia, hypogeusia, parageusia
gingiv-	Of or pertaining to the gums	Latin gingīva, gum	Gingivitis
glauc(o)-	Denoting a grey or bluish-grey colour	Ancient Greek γλαυκός (glaukos), grey, bluish-grey	Glaucoma
gloss(o)-, glott(o)-	Of or pertaining to the tongue	Ancient Greek γλῶσσα, γλῶττα (glōssa, glōtta), tongue	Glossology
gluco-	sweet	Greek γλυκός, sweet	Glucocorticoid
glyc(o)-	sugar	Ancient Greek	Glycolysis
gnath(o)-	Of or pertaining to the jaw	Ancient Greek γνάθος (gnáthos), jaw	Gnathodynamometer
-gnosis	knowledge	Greek	diagnosis, prognosis
gon(o)-	seed, semen; also, reproductive	Ancient Greek γόνος	Gonorrhoea
-gram,	record or picture	Greek γράμμα (gramma)	Angiogram
-graph	instrument used to record data or picture	Ancient Greek -γραφία (- graphía), written, drawn, graphic interpretation	Electrocardiograph
-graphy	process of recording	Ancient Greek	Angiography
gyno-, gynaeco- (BrE), gynec(o)- (AmE)	woman	Greek γυνή, γυναικ-	Gynecomastia

H

Prefix or suffix	Meaning	Origin language and etymology	Example(s)
halluc-	to wander in mind	Classical Latin to wander	Hallucinosi
hemat-, haemato- (haem-, hem-)	Of or pertaining to blood	Latin (hæma) < Ancient Greek αἷμα, αἱματ-(haima, haimat-), blood	Hematology, older form Haematology
hema - or	blood (AmE)	Greek	Hemal, Hemoglobin
hemang i or	blood vessels		Hemangioma
hemi-	one-half	Ancient Greek ἡμι-(hēmi-), "half"	Cerebral hemisphere
hepat- (hepatic-)	Of or pertaining to the liver	Ancient Greek ἥπαρ, ἥπατο- (hēpar, hēpato-), the liver	Hepatology
heter(o)-	Denotes something as 'the other' (of two), as an addition, or different	Ancient Greek ἕτερος (héteros), the other (of two), another; different	Heterogeneous
hidr(o)-	sweat	Greek ἰδρωτ-	Hyperhidrosis
hist(o)-,	tissue	Greek ιστός	Histology
home(o)-	similar	Ancient Greek ὅμοιος	Homeopathy
hom(o)-	Denotes something as 'the same' as another or common	Ancient Greek ὁμο- (homo-), the same, common	Homosexuality
humer(o)-	Of or pertaining to the shoulder (or [rarely] the upper arm)	Incorrect Etymology < Latin (umerus), shoulder	Humerus
hydr(o)-	water	Greek ὕδωρ	Hydrophobe
hyper-	Denotes something as 'extreme' or 'beyond normal'	Ancient Greek ὑπέρ (hyper), over, above; beyond, to the extreme	Hypertension
hyp(o)-	Denotes something as 'below normal'	Ancient Greek ὑπ(ο)- (hypo-), below, under	Hypovolemia,
hyster(o)-	Of or pertaining to the womb, the uterus	Ancient Greek ὑστέρα (hystéra), womb	Hysterectomy, Hysteria

I

Prefix or suffix	Meaning	Origin language and etymology	Example(s)
-i-asis	condition	Greek -ίασις	Mydriasis
iatr(o)-	Of or pertaining to medicine, or a physician [uncommon as a prefix; common as as suffix, see-iatry]	Ancient Greek ἰατρός (iātrós), healer, physician	Iatrochemistry
-iatry	Denotes a field in medicine of a certain body component	Ancient Greek ἰατρός (iātrós), healer, physician	Podiatry, Psychiatry
-ic	pertaining to	Greek -ικός (-ikos)	Hepatic artery
-icle	small	Latin	Ovarian follicle
-ics	organized knowledge, treatment	Latin -ica < Greek < -ικά	Obstetrics
idio-	self, one's own	Greek ἴδιος, idios, "one's own"	Idiopathic
ileo-	ileum	Greek ἰλεός	Ileocecal valve
infra-	below	Latin	Infrahyoid muscles
inter-	between, among	Latin	Interarticular ligament
intra-	within	Latin	intramural
ipsi-	same	Latin	Ipsilateral hemiparesis
irid(o)-	iris	Greek ἶρις	Iridectomy
isch-	restriction	Greek ἴσχω	Ischemia
ischio-	Of or pertaining to the ischium, the hip-joint	Ancient Greek ἰσχιόν (ischión), hip-joint, ischium	Ischioanal fossa
-ism	condition, disease		Dwarfism
-ismus	spasm, contraction	Greek -ισμός	Hemiballismus
iso-	Denoting something as being 'equal'	Ancient Greek ἴσος (ísos), equal	Isotonic

Prefix or suffix	Meaning	Origin language and etymology	Example(s)
-ist	one who specializes in	Greek -ιστής (-istes)	Pathologist
-ite	the nature of, resembling	Greek -ίτης	Hermaphrodite
-itis	inflammation		Tonsillitis
-ium	structure, tissue		pericardium

J

Prefix or suffix	Meaning	Origin language and etymology	Example(s)
Juxta (iuxta)	Near to, alongside or next to	Latin	Juxtaglomerular apparatus

K

Prefix or suffix	Meaning	Origin language and etymology	Example(s)
kal-	potassium		Hyperkalemia
karyo-	nucleus	Greek κάρυον, "nut"	Eukaryote
kerat(o)-	cornea (eye or skin)	Greek	Keratoscope
kin(e)-,	movement	Greek κινέω	Kinesthesia
koil(o)-	hollow	Greek κοῖλος (koilos)	Koilocyte
kyph(o)-	humped	Greek κυφός	Kyphoscoliosis

L

Prefix or suffix	Meaning	Origin language and etymology	Example(s)
labi(o)-	Of or pertaining to the lip	Latin (labium), lip	Labiodental
lacrim(o)-	tear	Latin	Lacrimal canaliculi
lact(i)-, lact(o)	milk	Latin	Lactation

Prefix or suffix	Meaning	Origin language and etymology	Example(s)
lapar(o)-	Of or pertaining to the abdomen-wall, flank	Ancient Greek λαπάρα (lapárā), flank	Laparotomy
laryng(o)-	Of or pertaining to the larynx, the lower throat cavity where the voice box is	Ancient Greek λάρυγξ, λαρυγγ- (lárynx, laryng-), throat, gullet	Larynx
latero-	lateral	Latin	Lateral pectoral nerve
lei(o)-	smooth	Greek λείος	Leiomyoma
-leptosis, -lepsy	attack, seizure	Greek λήψις	Epilepsy, narcolepsy
lept(o)-	light, slender	Greek λεπτός (leptos)	Leptomeningeal
leuc(o)-, leuk(o)-	Denoting a white color	Ancient Greek λευκός (leukos), white, bright	Leukocyte
lingu(a)-, lingu(o)-	Of or pertaining to the tongue	Latin (lingua), tongue	Linguistics
lip(o)-	fat	Greek λίπος (lipos)	Liposuction
lith(o)-	stone, calculus	Greek λίθος (lithos)	Lithotripsy
log(o)-	speech	Greek λόγος (logos)	
-logist	Denotes someone who studies a certain field: -logy; a specialist; one who treats	Ancient Greek λογιστής (logistēs), studier, practitioner	Oncologist, pathologist
-logy	Denotes the academic study or practice of a certain field; The study of	Ancient Greek λόγος (logos) study	hematology, urology
lymph(o)-	lymph	Greek λέμφος, λύμφη	Lymphedema
lys(o)-, -lytic	dissolution	Greek	Lysosome
-lysis	Destruction, separation	Greek λύσις	Paralysis

M

Prefix or suffix	Meaning	Origin language and etymology	Example(s)
macr(o)-	large, long	Greek μακρός	Macrophage
-malacia	softening	Greek μαλακία	Osteomalacia
mamm(o)-	Of or pertaining to the breast	Latin (mamma), breast; udder	Mammogram
mammill(o)-	Of or pertaining to the nipple	Latin mammilla, nipple	mammillaplasty, mammillitis
manu-	Of or pertaining to the hand	Latin (manus), hand	Manufacture
mast(o)-	Of or pertaining to the breast	Ancient Greek μαστός (mastós), breast, women's	Mastectomy
meg(a)-, megal(o)-, -megaly	enlargement, million	Greek μέγας	Splenomegaly, megameter
melan(o)-	black color	Ancient Greek μέλας, μελανο-(melas, melano-), black; dark	Melanin
melos	extremity	Ancient Greek μέλος	erythromelalgia
mening(o)-	membrane	Greek μῆνιγξ, μηνιγγ-	Meningitis
mero-	part	Greek μέρος (meros), part	merocrine, meroblastic
mes(o)-	middle	Ancient Greek μέσος (mesos), "middle"	Mesoderm
meta-	after, behind	Greek μετά	Metacarpus
-meter	instrument used to measure or count	Greek μέτρον	Sphygmomanometer
-metry	process of measuring	Greek -μετρία	Optometry
metr(o)-	Pertaining to conditions or instruments of the uterus	Ancient Greek μήτρᾱ (mētrā), womb, uterus	Metrorrhagia

Prefix or suffix	Meaning	Origin language and etymology	Example(s)
micro-	denoting something as small, or relating to smallness, millionth	Ancient Greek μικρός (mikros), small	Microscope
milli-	thousandth	Latin mille, thousand	milliliter
mon(o)-	single	Greek μόνος (monos)	Infectious mononucleosis
morph(o)-	form, shape	Greek μορφή (morphē)	Morphology
muscul(o)-	muscle	Latin	Musculoskeletal system
my(o)-	Of or relating to muscle	Ancient Greek μῦς, μυ- (mys, my-), muscle; mouse; mussel	Myoblast
myc(o)-	fungus	Greek μύκης, μυκητ-	Onychomycosis
myel(o)-	Of or relating to bone marrow or spinal cord	Ancient Greek μελόν (myelon), marrow; bone-marrow	Myeloblast
myl(o)-	Of or relating to molar teeth or lower jaw	Greek (myle)	Mylohyoid nerve
myri-	ten thousand	Ancient Greek μύριοι (mýrioi), myriad	myriad
myring(o)-	eardrum	Latin myringa	Myringotomy
myx(o)-	mucus	Greek μύξα	Myxoma

N

Prefix or suffix	Meaning	Origin language and etymology	Example(s)
narc(o)-	numb, sleep	Greek νάρκη	narcolepsy
nas(o)-	Of or pertaining to the nose	Latin (nāsum), nose	nasal
necr(o)-	death	Greek νεκρός	Necrosis, necrotizing fasciitis
neo-	new	Greek νέος	Neoplasm

Prefix or suffix	Meaning	Origin language and etymology	Example(s)
nephr(o)-	Of or pertaining to the kidney	Ancient Greek νεφρός (nephrós), kidney	Nephrology
nerv-	Of or pertaining to nerves and the nervous system [Uncommon as a root: neuro- mostly always used]	Latin (nervus), tendon; nerve; Cognate with the Greek νεύρον (neuron) (see below)	Nerve, nervous system
neur(i)-, neur(o)-	Of or pertaining to nerves and the nervous system	Ancient Greek νεῦρον (neuron), tendon, sinew; nerve	Neurofibromatosis
normo-	normal	Latin	Normocapnia

O

Prefix or suffix	Meaning	Origin language and etymology	Example(s)
ocul(o)-	Of or pertaining to the eye	Latin (oculus), the eye	Oculist
odont(o)-	Of or pertaining to teeth	Ancient Greek ὀδούς, ὀδοντ- (odoús, odont-), tooth	orthodontist
odyn(o)-	pain	Greek ὀδύνη	stomatodynia
-oesophageal, oesophago- (BrE)	gullet	Greek οἰσοφάγος	
-oid	resemblance to	Greek -οειδής	Sarcoidosis
ole	small or little	Latin	
olig(o)-	Denoting something as 'having little, having few'	Ancient Greek ὀλιγός (oligos), few	Oligotrophy
om(o)-	Of or pertaining to the shoulder	Ancient Greek ὠμός (ōmos), shoulder	Omoplate

Prefix or suffix	Meaning	Origin language and etymology	Example(s)
-oma (singular), - omata (plural)	tumor, mass, collection	Greek -ωμα	Sarcoma, teratoma
omphal(o)-	Of or pertaining to the navel, the umbilicus	Ancient Greek ὀμφαλός (omphalós), navel, belly-button	Omphalotomy
onco-	tumor, bulk, volume	Greek ὄγκος	Oncology
onych(o)-	Of or pertaining to the nail (of a finger or toe)	Ancient Greek ὄνυξ, ὄνυχο- (όνυχ, ὄnycho-), nail; claw; talon	Onychophagy
oo-	Of or pertaining to the an egg, a woman's egg, the ovum	Ancient Greek ὄον, ὄο- (ᾠόν, ᾠο-), egg, ovum	Oogenesis
oophor(o)-	Of or pertaining to the woman's ovary	Neoclassical Greek ὄοφορον	Oophorectomy
ophthalm(o)-	Of or pertaining to the eye	Ancient Greek ὀφθαλμός	Ophthalmology
optic(o)-	Of or relating to chemical properties of the eye	Middle French (optique) < Greek ὀπτικός (optikós); ὄψ(opsi), vision. Cognate with Latin oculus, relating to the eye	Opticochemical, biopsy
or(o)-	Of or pertaining to the mouth	Latin (ōs, or-), mouth	Oral
orchi(o)-, orchid(o)-, orch(o)-	testis	Greek ὄρχις (orkhis, orkhi-)	Orchiectomy, orchidectomy
orth(o)-	Denoting something as straight or correct	Ancient Greek ὀρθός (orthos), straight, correct, normal	Orthodontist
-osis	a condition, disease or increase	Greek -ωσις	Harlequin type ichthyosis, psychosis, osteoperosis
osseo-	bony	Latin	Osseous
ossi-	bone	Latin	Peripheral ossifying fibroma

Prefix or suffix	Meaning	Origin language and etymology	Example(s)
ost(e)-, oste(o)-	bone	Greek ὀστέον	Osteoporosis
ot(o)-	Of or pertaining to the ear	Ancient Greek οὖς, ὠτ- (ous, ōt-), the ear	Otology
-ous	pertaining to	Latin -osus	
ovari(o)-	Of or pertaining to the ovaries	Latin (ōvarium), ovary	Ovariectomy
ovo-, ovi-, ov-	Of or pertaining to the eggs, the ovum	Latin (ōvum), egg, ovum	Ovogenesis
oxo-	addition of oxygen	Greek ὀξύς	
oxy-	sharp, acid, acute, oxygen	Greek ὀξύς(oxus)	

P

Prefix or suffix	Meaning	Origin language and etymology	Example(s)
pachy-	thick	Greek παχύς	pachyderma
palpebr-	Of or pertaining to the eyelid	Latin (palpebra), eyelid	Palpebra
pan-, pant(o)-	Denoting something as 'complete' or containing 'everything'	Ancient Greek πᾶς, παν- (pas, pan-), all, every	panophobia, panopticon
papill-	Of or pertaining to the nipple (of the chest/breast)	Latin (papilla), nipple; diminutive of papula (see below)	papillitis
papul(o)-	Indicates papulosity, a small elevation or swelling in the skin, a pimple, swelling	Latin (papula), pimple, pustule; a small elevation or swelling in the skin	Papulation
para-	alongside of, abnormal	Ancient Greek παρά	paracysis
-paresis	slight paralysis	Greek πάρεσις	hemiparesis
parvo-	small	Latin parvus	Parvovirus
path(o)-	disease	Greek πάθος	Pathology

Prefix or suffix	Meaning	Origin language and etymology	Example(s)
-pathy	Denotes (with a negative sense) a disease, or disorder	Ancient Greek πάθος (pathos), suffering, accident	sociopathy, neuropathy
pauci-	Few	Latin paucus	Pauci-immune
pector-	breast	Latin pectus	pectoralgia, pectoriloquy, pectorophony
ped-, -ped-, -pes	Of or pertaining to the foot; -footed	Latin pēs, pēd-, foot	Pedoscope
ped-, pedo-	Of or pertaining to the child	Ancient Greek παιδός, child	pediatrics. pedophilia
pelv(i)-, pelv(o)-	hip bone	Latin	Pelvis
-penia	deficiency	Greek πένια	osteopenia
peo-	Of or pertaining to the penis	Greek πέος (peos)	Peotomy
-pepsia	Denotes something relating to digestion, or the digestive tract.	Ancient Greek πεπτός (peptós) cooked, digested < πέσσω (péssō) I boil, cook; digest	Dyspepsia
per-	through	Latin	
peri-	Denoting something with a position 'surrounding' or 'around' another	Ancient Greek περί (peri), around	Periodontal
-pexy	fixation	Greek πήξις	Nephropexy
phaco-	lens-shaped	Greek φακός	phacolysis, phacometer, phacoscotoma
-phage, -phagia	Forms terms denoting conditions relating to eating or ingestion	Ancient Greek φαγία (phagía) eating < φαγεῖν (phagein) to eat	Sarcophagia

Prefix or suffix	Meaning	Origin language and etymology	Example(s)
-phago-	eating, devouring	Greek -φάγος	phagocyte
phagist-	Forms nouns that denote a person who 'feeds on' the first element or part of the word	Ancient Greek φαγιστής (phagistēs) eater; see -phagia	Lotophagi
-phagy	Forms nouns that denotes 'feeding on' the first element or part of the word	Ancient Greek φαγία (phagia) eating; see -phagia	hematophagy
phallo-	phallus	Greek φαλλός (phallos)	Aphallia
pharmaco-	drug, medication	Greek φάρμακον	pharmacology
pharyng(o)-	Of or pertaining to the pharynx, the upper throat cavity	Ancient Greek φάρυγξ, φαρυγγ- (phárynخ, phárynخ-), throat, windpipe; chasm	Pharyngitis, Pharyngoscopy
-phil(ia)	attraction for	Greek φιλία	Hemophilia
phleb(o)-	Of or pertaining to the (blood) veins, a vein	Ancient Greek φλέψ, φλεβ- (phleps, phlebo-), blood-vessel, vein	Phlebography, Phlebotomy
-phobia	exaggerated fear, sensitivity	Greek φόβος	arachnophobia
phon(o)-	sound	Greek φωνή	phonograph, symphony
phos-	Of or pertaining to light or its chemical properties, now historic and used rarely. See the common root phot(o)- below.	Ancient Greek φῶς, φωτ- (phōs, phōt-), light	Phosphene
phot(o)-	Of or pertaining to light	Ancient Greek φῶς, φωτ- (phōs, phōt-), light	Photopathy
phren(i)-, phren(o)-, phrenico	the mind	Greek φρήν, φρεν-	Phrenic nerve, schizophrenia, diaphragm
phyt-	to grow		hydrophyte
piri-	Pear	Latin pirum, pear	Piriformis muscle

Prefix or suffix	Meaning	Origin language and etymology	Example(s)
-plasia	formation, development	Greek πλάσις	Achondroplasia
-plasty	surgical repair, reconstruction	Greek πλαστός	rhinoplasty
-plegia	paralysis	Greek πληγή	paraplegia
pleio-	more, excessive, multiple	Greek pleion	pleiomorphism
pleur(o)-, pleur(a)	Of or pertaining to the ribs	Latin (pleura) from Ancient Greek πλευρόν (pleurón), rib, side of the body	Pleurogenous
-plexy	stroke or seizure	Greek πλῆξις	Cataplexy
pneum(o)-	Of or pertaining to the lungs	Ancient Greek πνεύμων, πνευμον- (pneumōn, pneumon-), lung < πνεῦμα (pneuma), wind, spirit	Pneumonocyte, Pneumonia
pneumat(o)-	air, lung	Ancient Greek	
pod-, -pod-, -pus	Of or pertaining to the foot, -footed	Ancient Greek πούς, ποδ- (πούς, pod-), foot	Podiatry
-poiesis	production		hematopoiesis
polio-	Denoting a grey color	Ancient Greek πολίος (poliós), grey	Poliomyelitis
poly-	Denotes a 'plurality' of something	Ancient Greek πολυς (polys), much, many	Polymyositis
por(o)-	pore, porous		
porphyr(o)-	Denotes a purple color	Ancient Greek πορφυρά	Porphyroblast
post-	Denotes something as 'after' or 'behind' another	Latin (post), after, behind	Postoperation, Postmortem
pre-	Denotes something as 'before' another (in [physical] position or time)	Medieval Latin (pre-) < (Classical) Latin (præ), before, in front of	Premature birth

Prefix or suffix	Meaning	Origin language and etymology	Example(s)
presby(o)-	old age	Greek	Presbyopia
prim-	Denotes something as 'first' or 'most-important'	Latin <i>prīmus</i> , first, most important	Primary
pro-	Denotes something as 'before' another (in [physical] position or time)	Ancient Greek <i>προ</i> (<i>pro</i>), before, in front of	Procephalic
proct(o)-	anus, rectum		proctology
prosop(o)-	face	Greek (<i>prosopon</i>), face, mask	Prosopagnosia
prot(o)-	Denotes something as 'first' or 'most important'	Ancient Greek <i>πρωτος</i> (<i>prōtos</i>), first; principal, most important	Protoneuron
pseud(o)-	Denotes something false or fake	Ancient Greek	Pseudoephedrine
psych(e)-, psych(o)	Of or pertaining to the mind	Ancient Greek <i>ψυχή</i> (<i>psyché</i>), breath, life, soul	Psychology, psychiatry
pterygo-	Pertaining to a wing	Greek	Lateral pterygoid plate
psor-	Itching		Psoriasis
-ptosis	falling, drooping, downward placement, prolapse		Apoptosis, nephroptosis
-ptysis	(a spitting), spitting, hemoptysis, the spitting of blood derived from the lungs or bronchial tubes		hemoptysis
pulmon-, pulmo-	Of or relating to the lungs.	Latin (<i>pulmo</i> , <i>pulmōn-</i> , usually used in plural), a lung	pulmonary
pyel(o)-	pelvis	Ancient Greek (<i>pyelos</i>)	Pyelonephritis

Prefix or suffix	Meaning	Origin language and etymology	Example(s)
pykno-	to thicken (as the nucleus does in early stages of cell death)	Greek πυκνῶνω, to thicken/condense	Pyknosis
py(o)-	pus	Greek πύον	Pyometra
pyr(o)-	fever	Greek πῦρ, πυρετός	Antipyretic

Q

Prefix or suffix	Meaning	Origin language and etymology	Example(s)
quadr(i)-	four	Latin	quadriceps

R

Prefix or suffix	Meaning	Origin language and etymology	Example(s)
radio-	radiation	Latin	radiowave
re-	again, backward	Latin	relapse
rect(o)-	rectum	Latin	
ren(o)-	Of or pertaining to the kidney	Latin (rēnes), kidney	renal
reticul(o)-	net	Latin	reticulocyte
retro-	backward, behind	Latin	retroversion, retroverted
rhabd(o)-	rod shaped, striated	Greek ῥάβδος	rhabdomyolysis
rhachi(o)-	spine	Greek ῥάχις	rachial, rachialgia, rachidian, rachiorpathy
rhin(o)-	Of or pertaining to the nose	Ancient Greek ῥίς, ῥίνο- (rhīs, rhīno-), nose	rhinoceros, rhinoplasty
rhod(o)-	Denoting a rose-red color	Ancient Greek ῥόδον (rhódon), rose	rhodophyte
-rrhage	burst forth	Greek -ρραγία	Hemorrhage
-rrhagia	rapid flow of blood	Greek -ρραγία	menorrhagia

Prefix or suffix	Meaning	Origin language and etymology	Example(s)
-rrhaphy	surgical suturing	Greek ραφή	
-rrhea (AmE)	flowing, discharge	Greek -ρροια	Galactorrhea, Diarrhea
-rrhexis	rupture	Greek ρήξις	Karyorrhesis
-rrhoea (BrE)	flowing, discharge	Greek -ρροια	diarrhoea
rubr(o)-	Of or pertaining to the red nucleus of the brain	Latin (ruber), red	Rubrospinal
-rupt	Break or burst	Latin	Erupt, Interrupt

S

Prefix or suffix	Meaning	Origin language and etymology	Example(s)
salping(o)-	Of or pertaining to tubes e.g. fallopian tubes	Ancient Greek σάλπιγξ, σαλπιγγ-, (sálpinx, salpingo-) trumpet (literally)	Salpingectomy, salpingopharyngeus muscle
sangui-, sanguine-	Of or pertaining to blood	Latin (sanguis, sanguin-), blood	Sanguine
sarco-	muscular, fleshlike	Greek σάρξ, σαρκ-	sarcoma
schist(o)-	split, cleft	Greek σχιστός (schistos)	schistocyte
schiz(o)-	Denoting something 'split' or 'double-sided'	Ancient Greek σχίζω; irregular formation of the verb σχίζειν (schizein), to cut, split	Schizophrenia
scler(o)-	hard	Greek σκληρός	Scleroderma
-sclerosis	hardening	Greek σκλήρωσις	Atherosclerosis, multiple sclerosis
scoli(o)-	twisted	Greek σκολιός (skolios)	scoliosis
-scope	instrument for viewing	Greek -σκόπος	stethoscope
-scopy	use of instrument for viewing	Greek -σκοπία	endoscopy

Prefix or suffix	Meaning	Origin language and etymology	Example(s)
scoto-	darkness	Greek σκότος (skotos)	scotopic vision
semi-	one-half, partly	Latin	semiconscious
sial(o)-	saliva, salivary gland	Greek σίαλος (sialos)	sialagogue
sigmoid(o)-	sigmoid, S-shaped	Greek σιγμοειδής	sigmoid colon
sinistr(o)-	left, left side	Latin	
sinus-	Of or pertaining to the sinus	Latin (sinus), a curve, bend, bay	Sinusitis
sito-	food, grain	Greek σῖτος (sitos)	Sitophobia
somat(o)-, somatico-	body, bodily	Greek σῶμα (sōma)	somatic
-spadias	slit, fissure	Greek σπάδων	hypospadias, epispadias
spasmo-	spasm	Greek σπασμός	Spasmodic dysphonia
sperma-, spermo-, spermato-	semen, spermatozoa	Greek σπέρμα (sperma)	Spermatogenesis
splanchn(i)-, splanchn(o)-	viscera	Greek σπλάγχνον	splanchnology
splen(o)-	spleen	Greek σπλήν, σπλην-	Splenectomy
spondyl(o)-	Of or pertaining to the spine, the vertebra	Greek σπόνδυλος / σφόνδυλος, (spóndylos, sphóndylos), the spine	Spondylitis
squamos(o)-	Denoting something as 'full of scales' or 'scaly'	Latin sqāmōsus, full of scales; scaly	Squamous cell
-stalsis	contraction	Greek στάσις	Peristalsis
-stasis	stopping, standing	Greek στάσις	Cytostasis, homeostasis
-staxis	dripping, trickling	Greek στάξις, στακτός	
sten(o)-	Denoting something as 'narrow in shape' or pertaining to narrowness	Ancient Greek στενός (stenos); narrow, short	Stenography
-stenosis	abnormal narrowing in a blood vessel or other tubular organ or structure	Ancient Greek στένωσις (stenōsis)	Restenosis, stenosis

Prefix or suffix	Meaning	Origin language and etymology	Example(s)
steth(o)-	Of or pertaining to the upper chest, chest, the area above the breast and under the neck	Ancient Greek στήθος (stēthos), chest, cuirass	Stethoscope
stheno-	strength, force, power	Greek σθένος	
stom(a)	mouth	Greek στόμα	
stomat(o)-	Of or pertaining to the mouth	Ancient Greek στόμα, στοματ-(stóma, stomat-), mouth	Stomatogastric, stomatognathic system
-stomy	creation of an opening	Greek -στομία	colostomy
sub-	beneath	Latin	subcutaneous tissue
super-	in excess, above, superior	Latin	superior vena cava
supra-	above, excessive	Latin	supraorbital vein
sy, syl-, sym-, syn-,	Indicates similarity, likeness, or being together; assimilates before some	Ancient Greek συν-	Symptom, synalgia, synesthesia,
sys-	consonants: before l to syl- , s to sys- , before a labial consonant to sym- .	(syn), with, together	sys sarcosis

T

Prefix or suffix	Meaning	Origin language and etymology	Example(s)
tachy-	Denoting something as fast, irregularly fast	Ancient Greek ταχύς (tachys), fast, quickly	Tachycardia
-tension,	pressure	Latin	Hypertension
tetan-	rigid, tense	Ancient Greek tetanos	tetanus
thec-	case, sheath	Ancient Greekθήκη	Intrathecal

Prefix or suffix	Meaning	Origin language and etymology	Example(s)
thel-	Of or pertaining to a nipple (uncommon as a prefix)	Ancient Greek θηλή (thēlē), a teat, nipple	Theleplasty
thely-	Denoting something as 'relating to a woman, feminine'	Ancient Greek θήλυς (thēlys), female, feminine	Thelygenous
therap-	treatment	Ancient Greek (therapeía)	hydrotherapy, therapeutic
therm(o)-	heat	Ancient Greek θερμός (thermós)	
thorac(i)-, thorac(o)-, thoracico-	Of or pertaining to the upper chest, chest; the area above the breast and under the neck	Latin (thōrāx) < Ancient Greek θώραξ (thōrax), chest, cuirass	Thorax
thromb(o)-	Of or relating to a blood clot, clotting of blood	Ancient Greek θρόμβος (thrómbos), lump, piece, clot of blood	Thrombus, thrombocytopenia
thyr(o)-	thyroid	Greek θυρεο-ειδής	
thym-	emotions	Greek: "thymos", spirit, soul; courage; breath, mind, emotions	dysthymia
-tic	pertaining to	Greek -τικός	
toco-	childbirth	Greek τόκος	
-tome	cutting instrument	Greek τομή (tomē)	
-tomy	act of cutting; incising, incision	Greek -τομία	Gastrotomy
tono-	tone, tension, pressure	Greek τόνος (tonos)	
-tony	tension	Greek -τονία	
top(o)-	place, topical	Greek τόπος (topos)	Topical anesthetic
tort(i)-	twisted	Latin tortus	Torticollis
tox(i)-, tox(o)-	toxin, poison	Greek τοξικόν	Toxoplasmosis
trache(a)-	trachea	Greek τραχεία	Tracheotomy
trachel(o)-	Of or pertaining to the neck	Ancient Greek τράχηλος (tráchēlos), neck	tracheloplasty

Prefix or suffix	Meaning	Origin language and etymology	Example(s)
trans-	Denoting something as moving or situated 'across' or 'through'	Latin <i>trāns</i> , across, through	Transfusion
tri-	three	Latin	triangle
trich(i)-, trichia, trich(o)-	Of or pertaining to hair, hair-like structure	Ancient Greek <i>θρίξ</i> , <i>τριχ(ο)-</i> (<i>thríx</i> , <i>trich(o)-</i>), hair	Trichocyst
-tripsy	crushing	Greek <i>τρίψις</i>	Lithotripsy
-trophy	nourishment, development	Greek <i>-τροφία</i> , <i>τροφή</i>	Pseudohypertrophy
tympan(o)-	eardrum	Greek <i>τύμπανον</i>	Tympanocentesis

U

Prefix or suffix	Meaning	Origin language and etymology	Example(s)
-ula, -ule	small	Latin	Nodule
ultra-	beyond, excessive	Latin	
umbilic-	Of or pertaining to the navel, the umbilicus	Latin (<i>umbilicus</i>), navel, belly-button	Umbilical
ungui-	Of or pertaining to the nail, a claw	Latin (<i>unguis</i>), nail, claw	Unguiform, Ungual
un(i)-	one	Latin (<i>unus</i>)	Unilateral hearing loss
ur(o)-	Of or pertaining to urine, the urinary system; (specifically) pertaining to the physiological chemistry of urine	Ancient Greek <i>οὔρον</i> (<i>ouron</i>), urine	Urology
uri(c)-, urico-	uric acid	Greek <i>ούρικός</i>	

Prefix or suffix	Meaning	Origin language and etymology	Example(s)
urin-	Of or pertaining to urine, the urinary system	Latin (ūrīna), urine < Ancient Greek ούρον, see above.	Uriniferous
uter(o)-	Of or pertaining to the uterus or womb	Latin (uterus), womb, uterus	Uterus

V

Prefix or suffix	Meaning	Origin language and etymology	Examples
vagin-	Of or pertaining to the vagina	Latin (vāgīna), sheath, scabbard	Vagina
varic(o)-	swollen or twisted vein	Latin varix	varicose
vas(o)-	duct, blood vessel	Latin	vasoconstriction
vasculo-	blood vessel	Latin vāsculum	
ven-	Of or pertaining to the (blood) veins, a vein (used in terms pertaining to the vascular system)	Latin (vēna), blood-vessel, vein	Vein, Venospasm
ventr(o)-	Of or pertaining to the belly; the stomach cavities	Latin (venter), the belly, the stomach; the womb	Ventrodorsal
ventricul(o)-	Of or pertaining to the ventricles; any hollow region inside an organ	Latin (venter), the ventricles of the heart, the ventricles of the brain	Cardiac ventriculography
-version	turning	Latin versiō	anteversion, retroversion
vesic(o)-	Of or pertaining to the bladder	Latin (vēsīca), bladder; blister	vesical arteries

Prefix or suffix	Meaning	Origin language and etymology	Examples
viscer(o)-	Of or pertaining to the internal organs, the viscera	Latin (viscera), internal organs; plural of (viscerum), internal organ	Viscera

X

Prefix or suffix	Meaning	Origin language and etymology	Example(s)
xanth(o)-	Denoting a yellow color, an abnormally yellow color	Ancient Greek ξανθός (xanthós), yellow	Xanthopathy
xen(o)-	Foreign, different	Greek ξένος (xenos),	Xenograft
xer(o)-	dry, desert-like	Greek ξερός (xeros), dry	Xerostomia

Y

Prefix or suffix	Meaning	Origin language and etymology	Example(s)
-y	condition or process of	Latin -ia < Greek -ία	Surgery

Z

Prefix or suffix	Meaning	Origin language and etymology	Example(s)
zo(o)-	animal, animal life	Greek ζῷον	zoology
zym(o)-	fermentation	Greek ζύμη	enzyme, lysozyme

LISTS OF DIFFERENT ROOT CLASSIFICATION (e.g. body components, quantity, description, etc.)

Roots of the body

Roots of bodily concepts

Bodily concept	Greek root	Latin root	Other root
Digestion	-pepsia	-	-
Disease	-pathy	-	-
Eating	-phagia	-	-

Roots of body parts and components]

(Internal anatomy, external anatomy, body fluids, body substances)

Body part or	Greek	Latin root	Other root
abdomen	lapar(o)-	abdomin-	-
aorta	aort(o)-	aort(o)-	-
arm	brachi(o)-	-	-
armpit	-	axill-	-
artery	arteri(o)-	-	-
back	-	dors-	-
big toe	-	allic-	-
bladder	cyst(o)-	vesic(o)-	-
blood	haemat-, hemat- (haem-, hem-)	sangui-, sanguine-	-
blood clot	thromb(o)-	-	-
blood vessel	angi(o)-	vascul-, vas-	-
body	somat-, som-	corpor-	-
bone	oste(o)-	ossi-	-
bone marrow, marrow	myel(o)-	medull-	-
brain	encephal(o)-	cerebr(o)-, pector-	-
breast	mast(o)-	mamm(o)-	-
chest	steth(o)-	-	-

Body part or	Greek	Latin root	Other root
cheek	-Zygomatic	bucc-	-
ear	ot(o)-	aur(i)-	-
eggs, ova	oo-	ov-	-
eye	ophthalm(o)-	ocul(o)-	optic(o)- [French]
eyelid	blephar(o)-	cili-, palpebr-	-
face	prosop(o)-	faci(o)-	-
fallopian tubes	salping(o)-	-	-
fat, fatty tissue	lip(o)-	adip-	-
finger	dactyl(o)-	digit-	-
forehead	-	front(o)-	-
gallbladder	cholecyst(o)-	fell-	-
genitals, sexually undifferentiated	gon(o)-, phall(o)-	-	-
gland	aden(o)-	-	-
glans penis or clitoridis	balan(o)-	-	-
gums	-	gingiv-	-
hair	trich(o)-	capill-	-
hand	cheir(o)-, chir(o)-	manu-	-
head	cephal(o)-	capit(o)-	-
heart	cardi(o)-	cordi-	-
hip, hip-joint	-	cox-	-
horn	cerat(o)-	cornu-	-
intestine	enter(o)-	-	-
jaw	gnath(o)-	-	-
kidney	nephr(o)-	ren-	-
knee	gon-	genu-	-
lip	cheil(o)-, chil(o)-	labi(o)-	-
liver	hepat(o)-,(hepatic-)	jecor-	-
loins, pubic region	episi(o)-	pudend-	-
lungs	pneumon-	pulmon(i)-, (pulmo-)	-
marrow, bone marrow	myel(o)-	medull-	-
mind	psych-	ment-	-
mouth	stomat(o)-	or-	-
muscle	my(o)-	-	-
nail	onych(o)-	ungui-	-
navel	omphal(o)-	umbilic-	-

Body part or	Greek	Latin root	Other root
neck	trachel(o)-	cervic-	-
nerve; the nervous	neur(o)-	nerv-	-
nipple, teat	thele-	papill-, mammill-	-
nose	rhin(o)-	nas-	-
ovary	oophor(o)-	ovari(o)-	-
pelvis	pyel(o)-	pelv(i)-	-
penis	pe(o)-	-	-
pupil (of the eye)	cor-, core-, coro-	-	-
rib	pleur(o)-	cost(o)-	-
rib cage	thorac(i)-, thorac(o)-	-	-
shoulder	om(o)-	humer(o)-	-
sinus	-	sinus-	-
skin	dermat(o)-, (derm-)	cut-, cuticul-	-
skull	crani(o)-	-	-
stomach	gastr(o)-	ventr(o)-	-
testis	orchi(o)-, orchid(o)-	-	-
throat (upper throat	pharyng(o)-	-	-
throat (lower throat cavity/voice box])	laryng(o)-	-	-
thumb	-	pollic-	-
tooth	odont(o)-	dent(i)-	-
tongue	gloss-, glott-	lingu(a)-	-
toe	dactyl(o)-	digit-	-
tumour	cel-, onc(o)-	tum-	-
ureter	ureter(o)-	ureter(o)-	-
urethra	urethr(o)-, urethr(a)-	urethr(o)-, urethr(a)-	-
urine, urinary System	ur(o)-	urin(o)-	-
uterine tubes	sarping(o)-	sarping(o)-	-
uterus	hyster(o)-, metr(o)-	uter(o)-	-
vagina	colp(o)-	vagin-	-
vein	phleb(o)-	ven-	-
vulva	episi(o)-	vulv-	-
womb	hyster(o)-, metr(o)-	uter(o)-	-

Body part or	Greek	Latin root	Other root
wrist	carp(o)-	carp(o)-	–

Roots of color

Color	Greek root in	Latin root in	Other root
black	melano-	nigr-	–
blue	cyano-	–	–
gray, grey	polio-	–	–
green	chlor(o)-	vir-	–
purple	porphyr(o)-	purpur-, purpureo-	–
red	erythr(o)-, rhod(o)-	rub-, rubr-	–
red-orange	cirrh(o)-	–	–
white	leuc-, leuk-	alb-	–
yellow	xanth(o)-	flav-	jaun – [French]

Roots of description

(Size, shape, strength, etc.)

Description	Greek root in	Latin root in	Other root
bad, incorrect	cac(o)-, dys-	mal(e)-	mis-
bent, crooked	ankyl(o)-	prav(i)-	–
big	mega-, megal(o)-	magn(i)-	–
biggest	megist-	maxim-	–
broad, wide	eury-	lat(i)-	–
cold	cry(o)-	frig(i)-	–
dead	necr(o)-	mort-	–
equal	is(o)-	equ(i)-	–
false	pseud(o)-	fals(i)-	–
female, feminine	thely-	-	–
flat	platy-	plan(i)-	–
good, well	eu-	ben(e)-, bon(i)-	–
great	mega-, megal(o)-	magn(i)-	–
hard	scler(o)-	dur(i)-	–
heavy	bar(o)-	grav(i)-	–
hollow	coel(o)-	cav(i)-	–
huge	megal(o)-	magn(i)-	–

Description	Greek root in	Latin root in	Other root
incorrect, bad	cac(o)-, dys-	mal(e)-	mis-
irregular	poikil(o)	–	–
large; extremely large	mega-	magn(i)-	–
largest	megist-	maxim-	–
long	macr(o)-	long(i)-	–
male, masculine	arseno-	vir-	–
narrow	sten(o)-	angust(i)-	–
new	ne(o)-	nov(i)-	–
normal, correct	orth(o)-	rect(i)-	–
old	paleo-	veter-	–
sharp	oxy-	ac-	–
short	brachy-	brev(i)-	–
small	micr(o)-	parv(i)- (rare)	–
smallest	-	minim-	–
slow	brady-	tard(i)-	–
fast	tachy-	celer-	–
soft	malac(o)-	moll(i)-	–
straight	orth(o)-	rect(i)-	–
thick	pachy-	crass(i)-	–
varied, various	poikilo-	vari-	–
well, good	eu-	ben(e)-	–
wide, broad	eury-	lat(i)-	–

Roots of position

Description	Greek root in English	Latin root in English	Other root
around	peri-	circum-	–
left	levo-	laev(o)-, sinistr-	–
middle	mes(o)-	medi-	–
right	dexi(o)-	dextr(o)-	–
surrounding	peri-	circum-	–

Prefixes of quantity

(Amount, quantity)


Description	Greek root in English	Latin root in English	Other root
double	diplo-	dupli-	–
equal	iso-	equi-	–
few	oligo-	pauci-	–
half	hemi-	semi-	demi- (French)
many, much	poly-	multi-	–
twice	dis-	bis-	–

(This page is intentionally left blank)

REFERENCES

1. *Hospital Medical Records Management Manual*, 2nd Edition, Manila, Department of Health, 1994.
2. *International Statistical Classification of Diseases and Related Health Problems, Tenth Revision, 4th edition* Geneva, World Health Organization, 2010.
3. *ICD-10 Student WorkBook*, 3rd edition, Sue Walker and Maryann Wood, Brisbane, National Centre for Classification in Health, 1997.
4. <http://www.nhlbi.nih.gov/files/docs/resources/heart/phycard.pdf>
5. <http://thepafp.org/wp-content/downloads/cpg/cap2010.pdf>
6. http://en.wikipedia.org/wiki/List_of_medical_roots_suffixes_and_prefixes

(This page is intentionally left blank)



“Let us all continue to generate quality health statistics to make our reforms more responsive to our local and international needs. Let us take advantage of the gains that we have already achieved in improving access to quality health care for all Filipinos.

Mabuhay tayong lahat!”



ENRIQUE T. ONA, MD
Secretary of Health