



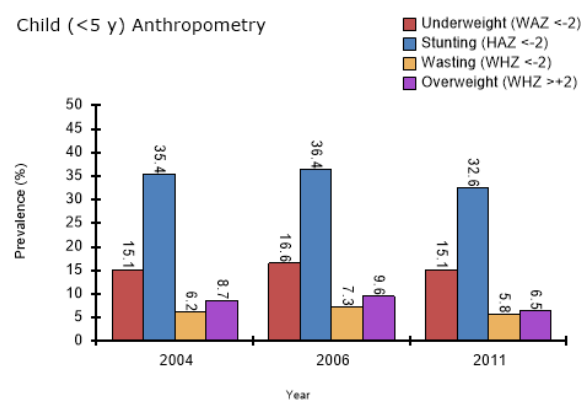
NLIS Country Profile: Cameroon



What are the current states of indicators contributing to a comprehensive view of nutrition for health and development in Cameroon? See **national** data below.

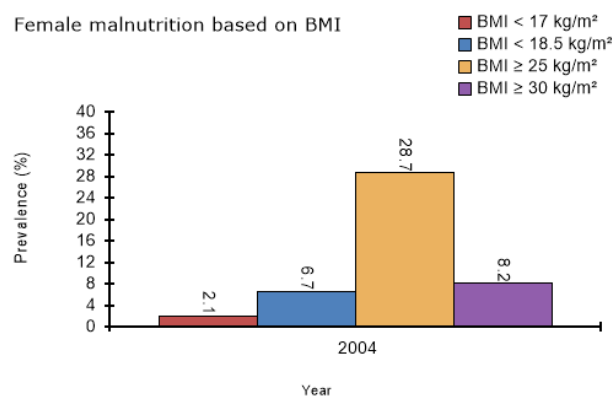
Child Malnutrition

Child (<5 y) Anthropometry



Malnutrition in Women

Female malnutrition based on BMI



Health Services

Indicator	Year	Value	Source Info
% Births attended by skilled health personnel	2011	63.6	View
% Children aged 1 y immunized against measles	2014	80.0	View
% Children with diarrhoea who received zinc		no data	
% Population using an improved sanitation facility	2012	45.0	View
% Population using improved drinking water sources	2012	74.0	View
% Women receiving iron and folate supplements during pregnancy		no data	

Caring Practices

Indicator	Year	Value	Source Info
% children 0-23 months who were put to the breast within 1 hour of birth	2006	19.6	View
% Infants 6-8 months age who receive solid, semi-solid or soft foods		no data	
% children 6-23 months who receive a minimum acceptable diet		no data	
% Children <5 y with diarrhoea receiving ORT and continued feeding	2011	46.5	View
% Women 15-19 y who are mothers or pregnant with their first child	2004	28.4	View

Commitment

Indicator	Year	Value	Source Info
General government expenditure on health as % of total government expenditure	2013	8.5	View
Total expenditure on health as % of gross domestic product	2013	5.1	View
Per capita total expenditure on health (US\$)	2013	138.0	View
Nutrition component of the United Nations Development Assistance Framework (UNDAF)	2008-2012	Medium	View

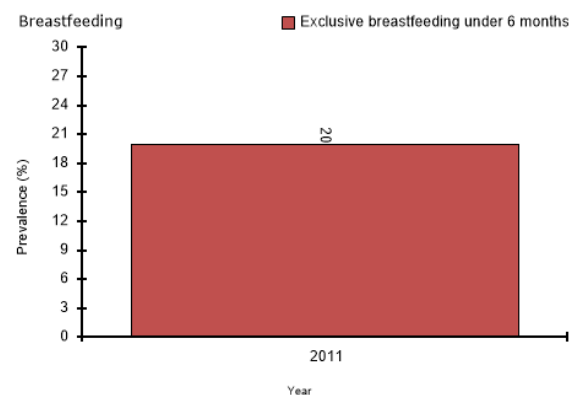
Indicator	Year	Value	Source Info
% Low birthweight (<2500 g)	2006	11.0	View

Vitamin and Mineral Deficiencies

Indicator	Year	Value	Source Info
% Anaemia children <5 y (Hb <110 g/L)	2004	68.3	View
% Anaemia pregnant women (Hb <110 g/L)	2004	50.9	View
% Clinical vitamin A deficiency in women (history of night blindness during most recent pregnancy)	2004	6.0	View
% Subclinical vitamin A deficiency in preschool-age children (serum/plasma retinol <0.70 µmol/L)	2000	38.8	View
Median urinary iodine concentration (µg/L) in children 6-12 y	2002	190.0	View

Food Security

Indicator	Year	Value	Source Info
% Population below \$1 per day	2007	27.6	View
% Population below minimum level of dietary energy consumption	2014-2016	9.9	View
Iodised salt consumption (% households consuming adequately iodised salt - 15 parts per million or more)	2011	85.0	View



Capacity

Indicator	Year	Value	Source Info
Degree training in nutrition exists		no data	
Nutrition is part of medical curricula		no data	
Number of trained nutrition professionals per 100,000 population		no data	
Nursing and midwifery personnel density per 1,000 population	2009	0.4	View

Indicator	Year	Value	Source Info
Nutrition component of Poverty Reduction Strategy Paper (PRSP)	2008	Weak	View
Nutrition Governance	2009	Medium	View
Maternity leave	2013	14 weeks	View
Monitoring and enforcement of the International Code of Marketing of Breast-milk Substitutes	2007	Yes	View

Indicator	Year	Value	Source Info
GDP per capita (PPP US\$)	2014	2,965	View
GDP per capita annual growth rate (%)	2014	5.9	View
Official development assistance (ODA) received (net disbursements) (% of GNI)	2013	2.5	View
Low-Income Food-Deficit Country (LIFDC)	2015	Yes	View

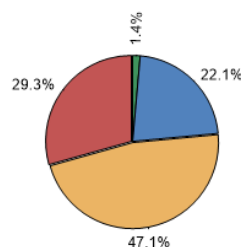
Meta-indicators

Indicator	Year	Value	Source Info
% Seats held by women in national parliament	2015	31.1	View
Averaged aggregate governance indicators	2013	-0.93	View
Gender Inequality Index (GII)	2012	0.628	View
Gender Parity Index in primary level enrolment (ratio of girls to boys)	2014	0.89	View
Global Hunger Index	2014	12.6	View
Human development index (HDI) value	2013	0.504	View

Female Education Levels

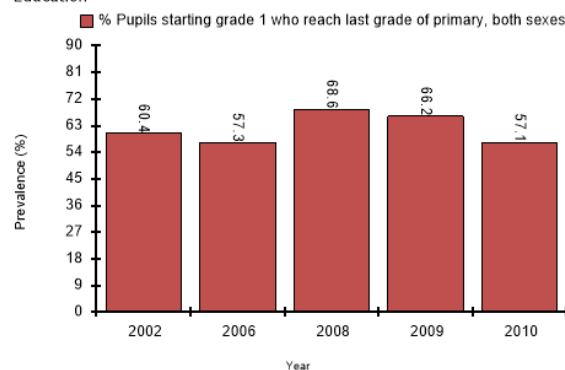
Female Education Levels 2004

Higher Secondary Primary No education



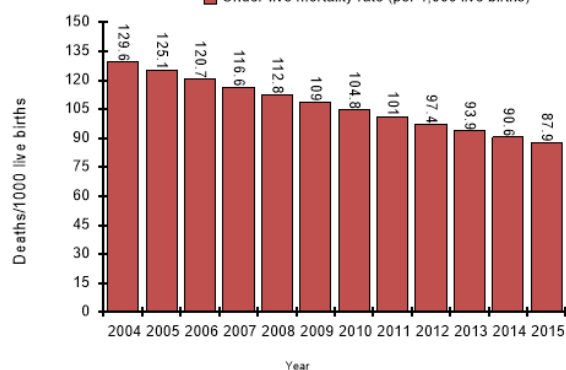
Education

Education



Under 5 Mortality

Under-five mortality rate (per 1,000 live births)



Policies & Actions in the Global database on the Implementation of Nutrition Action (GINA)

Policy title	Start Year	View
Politique et Programme Nationale d'Alimentation et de Nutrition	2007	GINA
Arrêté Portant Réglementation de la Production et de la Distribution des Compléments Alimentaires (N° 2001/MINSANTE)	2007	GINA
Directives sur l'Alimentation du Nourrisson et du Jeune enfant	2006	GINA
Décret portant réglementation de la commercialisation des substituts du lait maternel	2005	GINA
Plan d'Action National pour la Nutrition	1996	GINA
Politiques Nationale et Standards de Services en matière d'Allaitement Maternel	1994	GINA
Arrêté portant utilisation du sel iodé dans la prophylaxie des TDCI	1991	GINA

Programme title and actions	Start Year	View
Maternal, infant and young child nutrition programmes - Breastfeeding promotion and/or counselling		GINA
Maternal, infant and young child nutrition programmes - Complementary feeding promotion and/or counselling		GINA
Maternal, infant and young child nutrition programmes - Deworming		GINA
Maternal, infant and young child nutrition programmes - Distribution of insecticide-treated bednets		GINA
Maternal, infant and young child nutrition programmes - Deworming		GINA
Maternal, infant and young child nutrition programmes - Food distribution/supplementation		GINA
Maternal, infant and young child nutrition programmes - Management of severe acute malnutrition		GINA
Maternal, infant and young child nutrition programmes - Prevention or treatment of moderate malnutrition		GINA
Maternal, infant and young child nutrition programmes - Promotion of improved hygiene practices including handwashing		GINA
Vitamin and mineral nutrition programmes - Iron and folic acid supplementation		GINA
Vitamin and mineral nutrition programmes - Salt iodization		GINA
Vitamin and mineral nutrition programmes - Vitamin A supplementation		GINA

Send your questions and queries to NPUinfo@who.int
 Related Links & Resources [Nutrition For Health and Development Home Page](#)
<http://www.who.int/nutrition/>