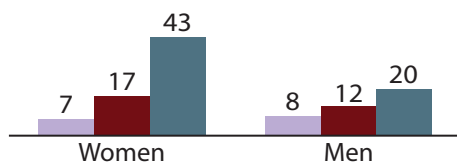




Trends in HIV Testing

Percent of women and men age 15-49 who were ever tested for HIV and received their results

■ 2003 GDHS ■ 2008 GDHS ■ 2014 GDHS



Trends in HIV Prevalence

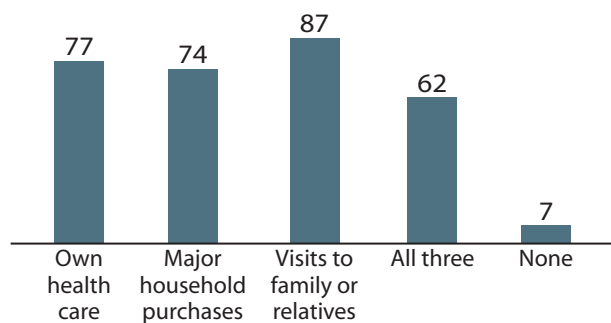
Percent of women and men age 15-49 who are HIV-positive

■ 2003 GDHS ■ 2014 GDHS



Women's Participation in Household Decisions

Percent of married women age 15-49 who participate in the following decisions either alone or jointly with their husband/partner



For additional information on the results of the 2014 Ghana Demographic and Health Survey, please contact:

In Ghana:

Ghana Statistical Service (GSS)
 P.O. Box GP 1098; Accra, Ghana
 Telephone: 233-302-682-661/233-302-663-578
 Fax: 233-302-664-301
 Email: info@statsghana.gov.gh; www.statsghana.gov.gh

In USA:

The DHS Program
 530 Gaither Road, Suite 500; Rockville, MD 20850 USA
 Telephone: +1-301-407-6500; Fax: +1-301-407-6501
 Email: info@DHSprogram.com; www.DHSprogram.com

The 2014 GDHS was implemented by the Ghana Statistical Service (GSS), the Ghana Health Service (GHS), and the National Public Health and Reference Laboratory (NPHRL) of the GHS. Financial support for the survey was provided by the U.S. Agency for International Development (USAID), the Global Fund through the Ghana AIDS Commission (GAC) and the National Malaria Control Programme (NMCP), the United Nations Children's Fund (UNICEF), the United Nations Development Programme (UNDP), the United Nations Population Fund (UNFPA), the International Labour Organization (ILO), the Danish International Development Agency (DANIDA), and the Government of Ghana. ICF International provided technical assistance through The DHS Program, a USAID-funded project offering support and technical assistance in the implementation of population and health surveys in countries worldwide.

2014 Demographic and Health Survey

Fact Sheet



Ghana

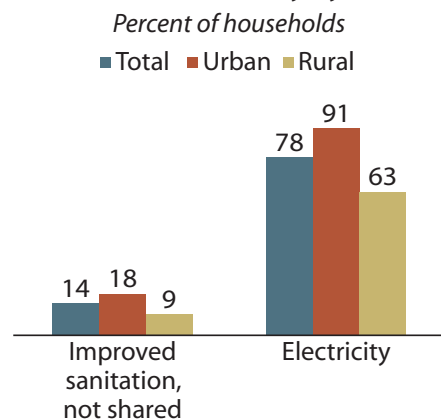


2014 Ghana Demographic and Health Survey (GDHS)

The 2014 Ghana Demographic and Health Survey (GDHS) provides data for monitoring the health situation of the population in Ghana. The 2014 GDHS is the 6th Demographic and Health Survey conducted in the country. The survey is based on a nationally representative sample. It provides estimates at the national and regional levels, as well as for urban and rural areas.

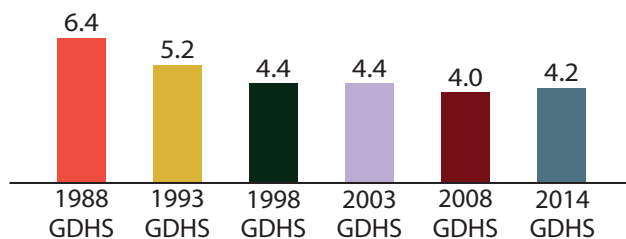
	Number interviewed	Response rate
Households	11,835	99%
Women 15-49	9,396	97%
Men 15-59	4,388	95%

Sanitation and Electricity by Residence



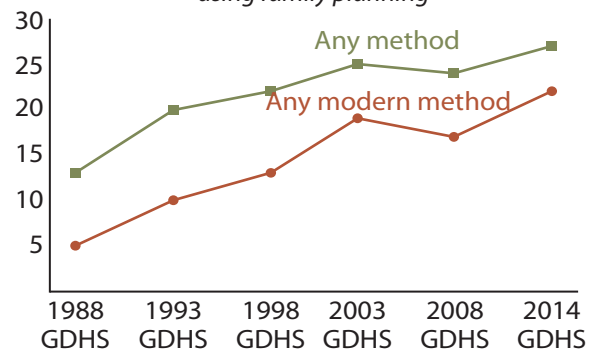
Trends in Fertility

Births per woman for the three-year period before the survey



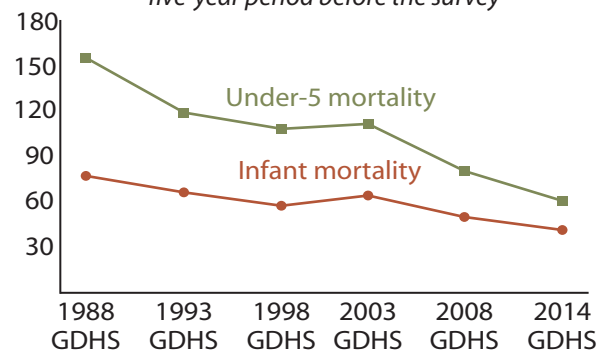
Trends in Family Planning Use

Percent of married women age 15-49 using family planning



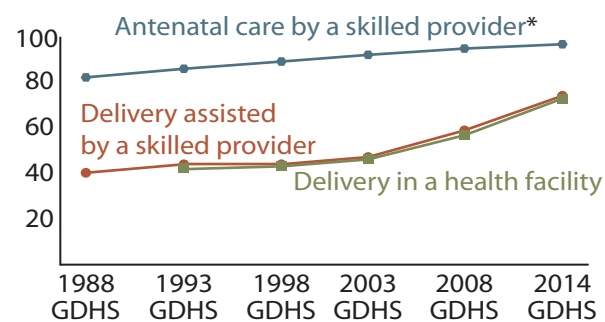
Trends in Childhood Mortality

Deaths per 1,000 live births for the five-year period before the survey



Trends in Maternal Health Care

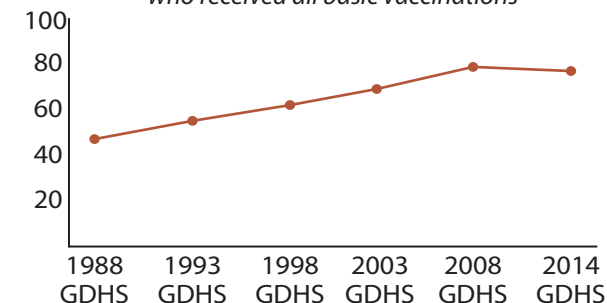
Percent of live births in the five years before the survey



*% of women age 15-49 for most recent birth

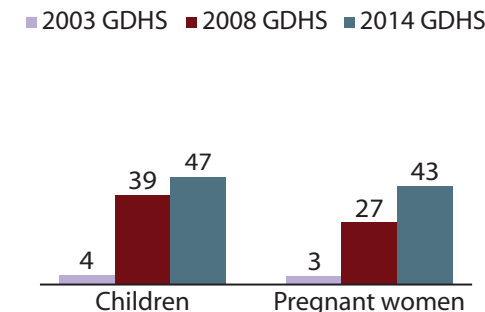
Trends in Basic Vaccination Coverage

Percent of children age 12-23 months who received all basic vaccinations



Trends in ITN Use

Percent of children under five and pregnant women age 15-49 who slept under an ITN the night before the survey



Malaria Prevalence by Region

Percent of children age 6-59 months who tested positive for malaria by microscopy

