

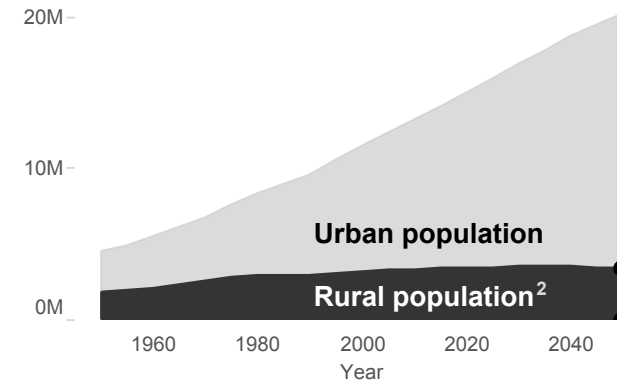
Bolivia | Urban health profile

Trend in urbanization



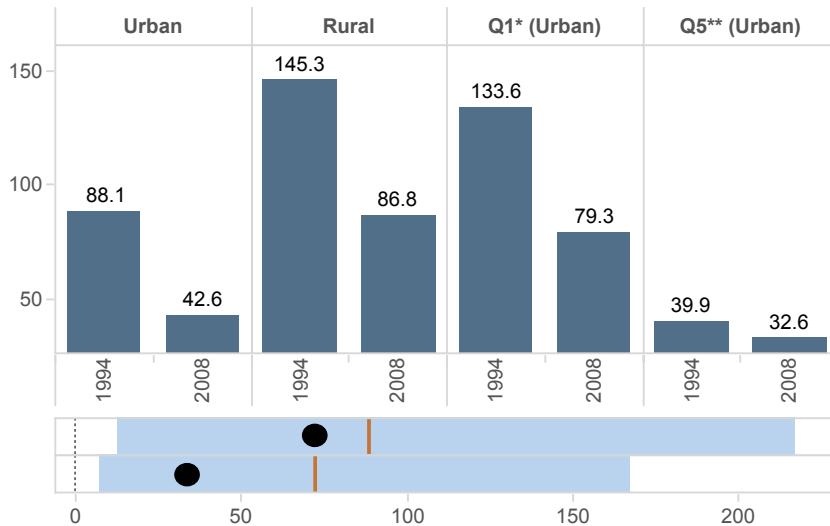
47.3% or 3.1 million of the urban population live in slums¹

66.4% of the population lived in urban areas in 2010



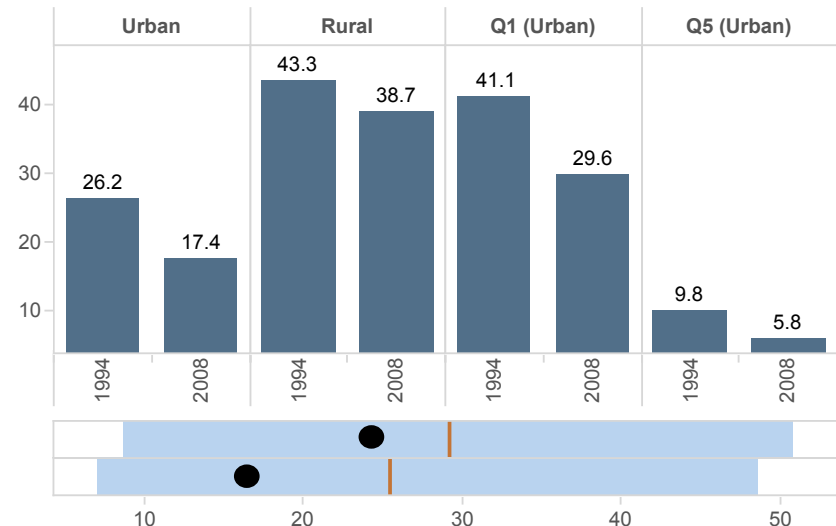
Health outcomes

Under 5 mortality rate
(Per 1000 live births)



Under 5 chronic malnutrition

(% children moderately or severely malnourished indicated by low height for age)



Q1* : Poorest 20%
Q5** : Wealthiest 20%

Global urban range (Upper:1990-2000, Lower:2001-2011)

Global average for urban areas ● Urban estimate for country

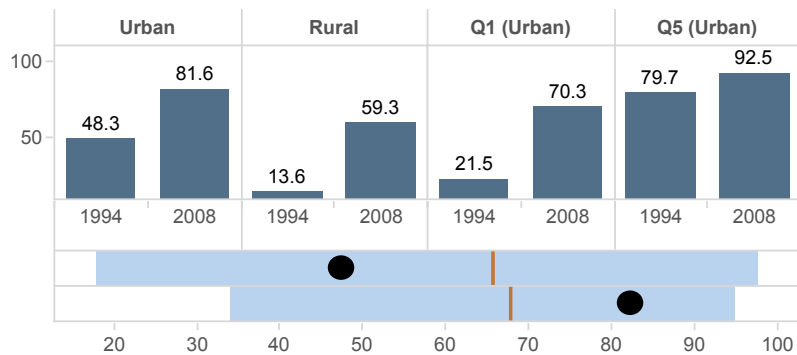
Data source¹ - Latest update at 2009 UN data: URL <https://data.un.org>
Data source² - URL: <http://esa.un.org/unpd/wup/CD-ROM/Urban-Rural-Population.htm>
Data source³ (Unless the dataset notified)
- Demographic Health Survey: URL <http://dhsprogram.com/Data/>

Bolivia | Urban health profile

Health systems coverage

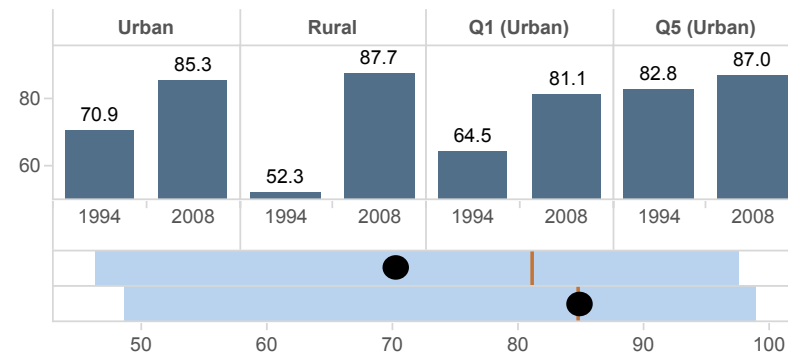
Antenatal care coverage

(% women with at least 4 antenatal care visits during last pregnancy)



Measles vaccine coverage

(% 1 year-olds immunized against measles)

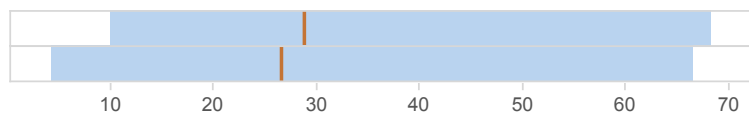


Health risk factor

Tobacco consumption

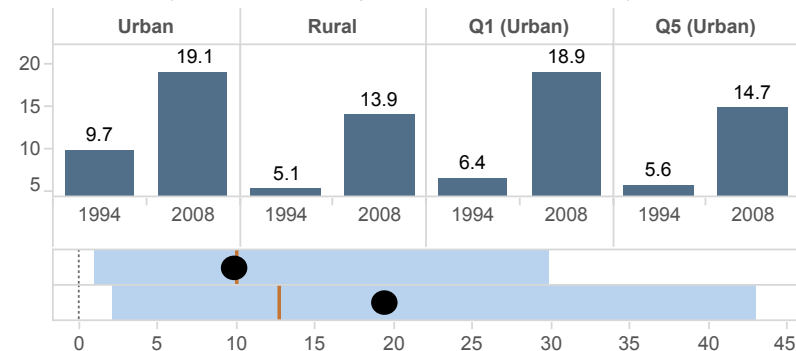
(% men of current daily smoker)

Data not available



Obesity

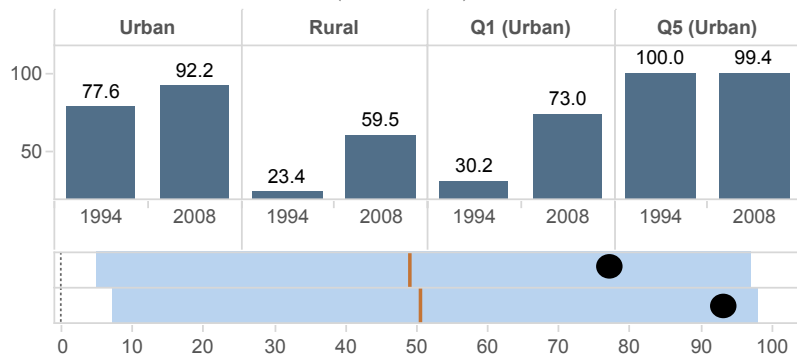
(% women with body mass index more than 30)



Health determinants

Coverage of drinking water on premises

(% households)



Knowledge of HIV/AIDS

(% women reported knowing about means of avoiding sexual transmission of HIV/AIDS)

