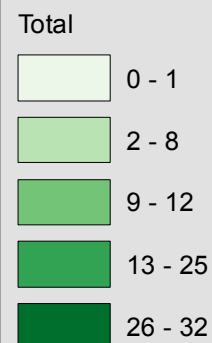
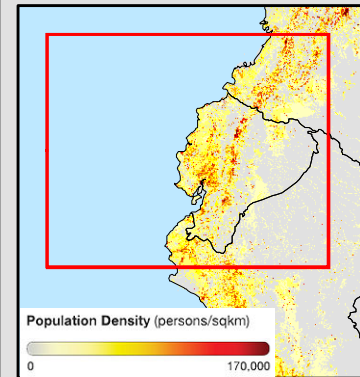
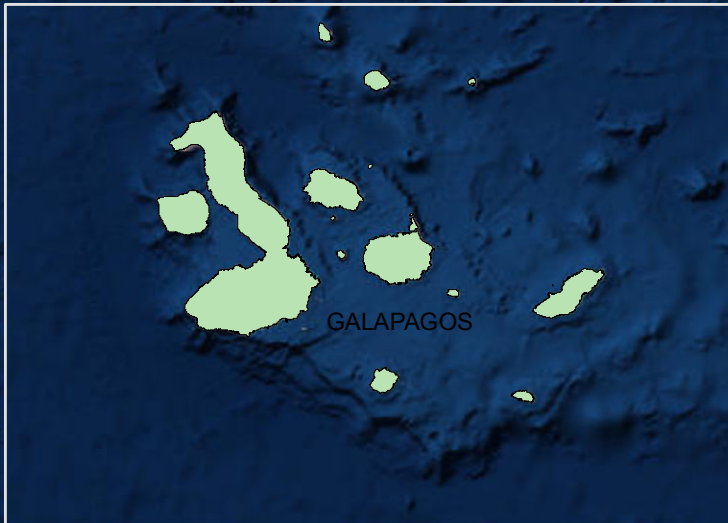
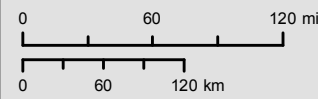


# Ecuador - Total Zika Cases by Province as of 05 March 2016

PDC - ECUZIKA003A



Department	Confirmed	Suspected	Total
CANAR	0	0	0
CHIMBORAZO	0	0	0
LOJA	0	0	0
MORONA SANTIAGO	0	0	0
NAPO	0	0	0
PASTAZA	0	0	0
TUNGURAHUA	0	0	0
ZAMORA CHINCHIPE	0	0	0
AZUAY	1	0	1
BOLIVAR	0	1	1
CARCHI	0	1	1
COTOPAXI	0	1	1
IMBABURA	0	1	1
SANTA ELENA	0	1	1
GALAPAGOS	2	1	3
ORELLANA	0	3	3
SANTO DOMINGO DE LOS TSACHILAS	2	3	5
SUCUMBIOS	0	7	7
EL ORO	1	7	8
ESMERALDAS	1	11	12
LOS RIOS	7	5	12
PICHINCHA	3	16	19
GUAYAS	14	11	25
MANABI	22	10	32



Information regarding cases and transmission are based on Epidemiological Weeks 01-09 for 2016.

The delineation of political boundaries, and associated data shown here does not imply endorsement by the Pacific Disaster Center.

Produced By: PDC Disaster Services Team  
 Product Created: 3/17/2016  
 Data: Ministerio de Salud Publica  
 Other Data: ESRI, US Government, Oak Ridge National Laboratory  
 Projection: Mercator Datum WGS84

<http://www.pdc.org> - [response@pdc.org](mailto:response@pdc.org)

