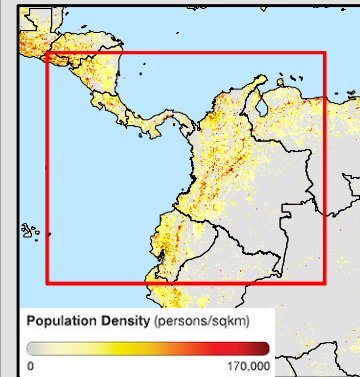
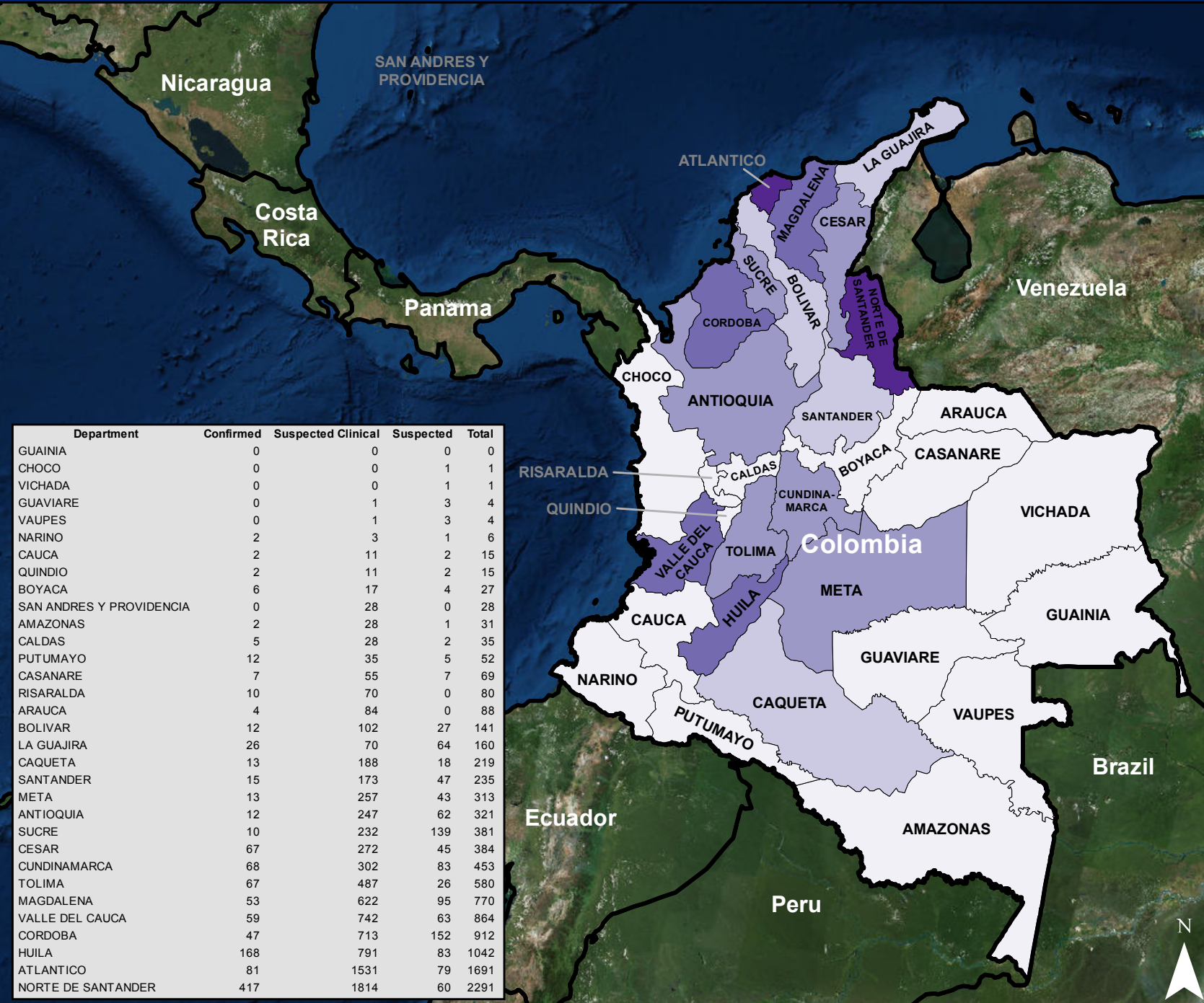
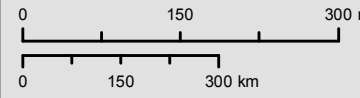
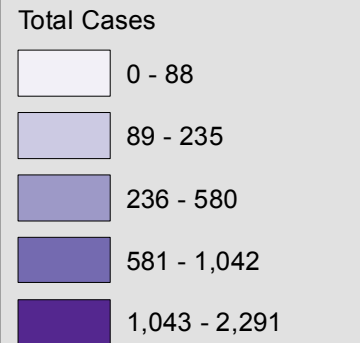


Colombia - Zika Cases Among Pregnant Women by Department as of 26 March 2016

PDC - COLZIKA003C



Department	Confirmed	Suspected Clinical	Suspected	Total
GUAINIA	0	0	0	0
CHOCO	0	0	1	1
VICHADA	0	0	1	1
GUAVIARE	0	1	3	4
VAUPES	0	1	3	4
NARINO	2	3	1	6
CAUCA	2	11	2	15
QUINDIO	2	11	2	15
BOYACA	6	17	4	27
SAN ANDRES Y PROVIDENCIA	0	28	0	28
AMAZONAS	2	28	1	31
CALDAS	5	28	2	35
PUTUMAYO	12	35	5	52
CASANARE	7	55	7	69
RISARALDA	10	70	0	80
ARAUCA	4	84	0	88
BOLIVAR	12	102	27	141
LA GUAJIRA	26	70	64	160
CAQUETA	13	188	18	219
SANTANDER	15	173	47	235
META	13	257	43	313
ANTIOQUIA	12	247	62	321
SUCRE	10	232	139	381
CESAR	67	272	45	384
CUNDINAMARCA	68	302	83	453
TOLIMA	67	487	26	580
MAGDALENA	53	622	95	770
VALLE DEL CAUCA	59	742	63	864
CORDOBA	47	713	152	912
HUILA	168	791	83	1042
ATLANTICO	81	1531	79	1691
NORTE DE SANTANDER	417	1814	60	2291



Information regarding cases and transmission are based on Epidemiological Weeks 01-12 for 2016. In addition, a suspected 24 cases were from exterior origins.

The delineation of political boundaries, and associated data shown here does not imply endorsement by the Pacific Disaster Center.

Produced By: PDC Disaster Services Team
 Product Created: 4/5/2016
 Data: Instituto Nacional De Salud
 Other Data: ESRI, US Government, Oak Ridge National Laboratory
 Projection: Mercator Datum WGS84

<http://www.pdc.org> - response@pdc.org

