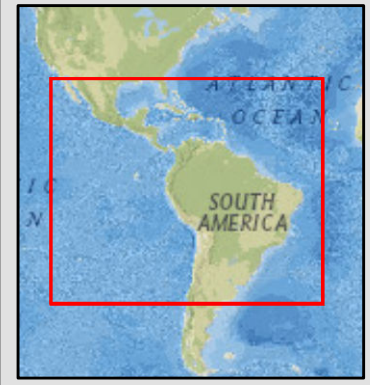
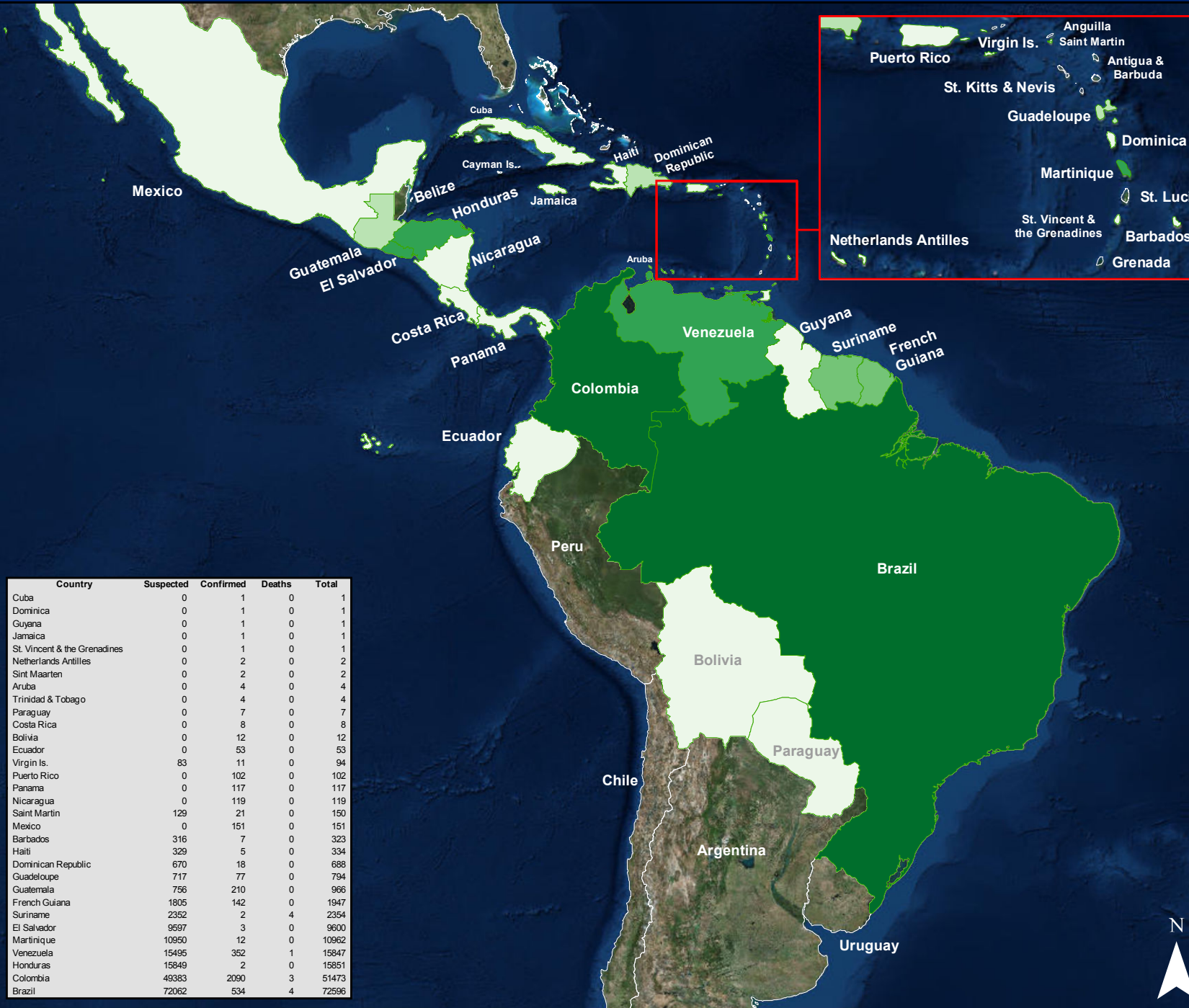


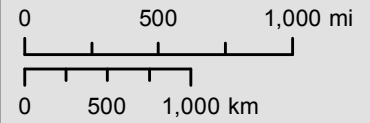

# Cumulative Locally Acquired Zika Cases by Country in the Americas, 2015-2016 as of 17 March 2016



PDC - ZIKA006E



## Cumulative Zika Cases



Information regarding confirmed and suspected cases and transmission are as of 17 March 2016.

The delineation of political boundaries, and associated data shown here do not imply endorsement by the Pacific Disaster Center.

Produced By: PDC Disaster Services Team  
Product Created: 3/22/2016  
Data Source: Pan American Health Organization (PAHO)  
Other Data: ESRI  
Projection: Mercator Datum WGS84

<http://www.pdc.org> - [response@pdc.org](mailto:response@pdc.org)

| Country                      | Suspected | Confirmed | Deaths | Total |
|------------------------------|-----------|-----------|--------|-------|
| Cuba                         | 0         | 1         | 0      | 1     |
| Dominica                     | 0         | 1         | 0      | 1     |
| Guyana                       | 0         | 1         | 0      | 1     |
| Jamaica                      | 0         | 1         | 0      | 1     |
| St. Vincent & the Grenadines | 0         | 1         | 0      | 1     |
| Netherlands Antilles         | 0         | 2         | 0      | 2     |
| Sint Maarten                 | 0         | 2         | 0      | 2     |
| Aruba                        | 0         | 4         | 0      | 4     |
| Trinidad & Tobago            | 0         | 4         | 0      | 4     |
| Paraguay                     | 0         | 7         | 0      | 7     |
| Costa Rica                   | 0         | 8         | 0      | 8     |
| Bolivia                      | 0         | 12        | 0      | 12    |
| Ecuador                      | 0         | 53        | 0      | 53    |
| Virgin Is.                   | 83        | 11        | 0      | 94    |
| Puerto Rico                  | 0         | 102       | 0      | 102   |
| Panama                       | 0         | 117       | 0      | 117   |
| Nicaragua                    | 0         | 119       | 0      | 119   |
| Saint Martin                 | 129       | 21        | 0      | 150   |
| Mexico                       | 0         | 151       | 0      | 151   |
| Barbados                     | 316       | 7         | 0      | 323   |
| Haiti                        | 329       | 5         | 0      | 334   |
| Dominican Republic           | 670       | 18        | 0      | 688   |
| Guadeloupe                   | 717       | 77        | 0      | 794   |
| Guatemala                    | 756       | 210       | 0      | 966   |
| French Guiana                | 1805      | 142       | 0      | 1947  |
| Suriname                     | 2352      | 2         | 4      | 2354  |
| El Salvador                  | 9597      | 3         | 0      | 9600  |
| Martinique                   | 10950     | 12        | 0      | 10962 |
| Venezuela                    | 15495     | 352       | 1      | 15847 |
| Honduras                     | 15849     | 2         | 0      | 15851 |
| Colombia                     | 49383     | 2090      | 3      | 51473 |
| Brazil                       | 72062     | 534       | 4      | 72596 |

