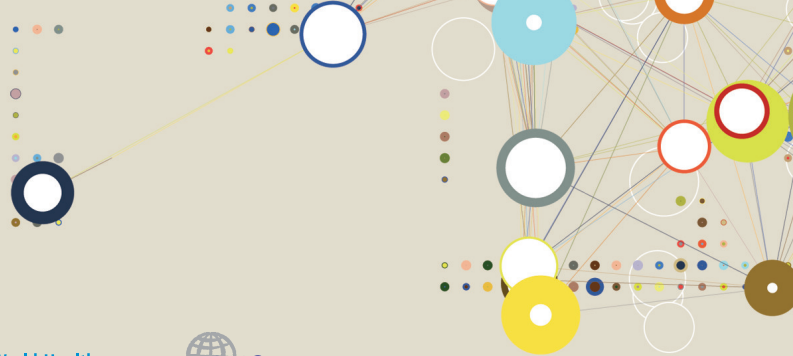


Bio**statistics**

SELF-LEARNING MODULE
English version



All rights reserved. No parts of the contents of this CD-ROM may be reproduced, changed, adapted, translated, stored in a retrieval system or transmitted in any form or by any means without prior permission of the copyright holder, except to make a security backup. The designations employed and the presentation of the material on this CD-ROM do not imply the expression of any opinion whatsoever on the part of the World Health Organization concerning the legal status of any country, territory, city or area or of its authorities, or concerning the delimitation of its frontiers and boundaries. Dotted lines on maps represent approximate border lines for which there may not yet be full agreement. The mention of specific companies or of certain manufacturers' products does not imply that they are endorsed or recommended by the World Health Organization or Agence de Médecine Préventive in preference to others of a similar nature that are not mentioned.

The World Health Organization and Agence de Médecine Préventive do not warrant that the information contained on the CD-ROM is complete and correct. WHO and Agence de Médecine Préventive shall not be liable for any damages incurred as a result of use of the data or programs. This document must not be used in conjunction with commercial or promotional purposes. The procedures and programs used for access to or display of the data contained on the CD-ROM may not be reproduced, changed, adapted translated, stored in a retrieval system (except for backup copies) or transmitted in any form or by any means without the prior permission of the copyright holders.



Biostatistics

SELF-LEARNING MODULE
English version

Foreword

Biostatistics is the appli to the analysis of biologi

About this self-learning CD-ROM

The first version of this self-learning CD-ROM on biostatistics was developed through a partnership between the World Health Organization (WHO) and the Institut de Veille Sanitaire (InVS; France) in 2004. The book “Statistique Epidemiologie”, by Thierry Ancelle (Paris: Maloine 2002) was used as a reference.

This second version of the CD-ROM has been co-produced by the Agence de Médecine Préventive (AMP) and WHO. It has been designed and developed in such a way that trainees can work independently using only the CD-ROM when no book or tutor is available. Trainees can solve the six problems with the resources provided in the CD-ROM (142 knowledge sheets).

ation of statistics cal and medical data

What is the main objective of this self-learning CD-ROM?

The main objective is to understand the purpose of biostatistics through realistic cases and to acquire basic biostatistics skills that can be applied to your work.

Who are the target audiences?

The target audiences of this self-learning course in biostatistics are medical and biomedical students, laboratory specialists and other professionals who need to use or understand basic biostatistics. However, it may also be a helpful reminder to epidemiologists.

How is the content organized?

The learning method uses a problem-based approach, with 6 problems to resolve.

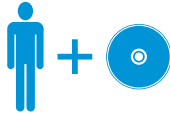
Each problem is divided into steps and each step has its own question.

To help you answer a question, each step is linked to specific knowledge sheets. The 142 knowledge sheets are also available from the knowledge database which can be directly accessed from the problems list by clicking on “view knowledge sheets” or from a problem by clicking on the tab “knowledge sheets”.

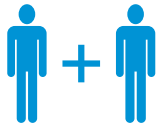
From some of the knowledge sheets, you can test your understanding through short exercises by clicking on the button “Practice”.

Choose an option to use this CD-ROM

A ON YOUR OWN




B ACCOMPANIED BY A TUTOR



When you choose this option, enter your tutor's email address on the form proposed by the CD-ROM. Each time you finish a problem, you can send your submitted answers to your tutor by clicking on "send answers" button.

C SUBSCRIBING TO A FORUM



For this option, you need to know the forum's address and register this when you start your session. A "forum" tab will be activated, allowing you to participate in forum discussions at any stage.

Learning objectives by problem

1

Problem 1: Description and presentation of data

At the end of this problem, you will be able to:

- identify the different types of variables
- organize data
- choose the most appropriate way of presenting data (tables, graphs)

2

Problem 2: Statistical measurements

At the end of this problem, you will be able to:

- define, calculate and use the different measurements of central tendency (or position) for a distribution
- define, calculate and use the different statistical parameters of dispersion for a distribution

3

Problem 3: Parameter estimation

At the end of this problem, you will be able to:

- differentiate statistical measurements in a sample from those in the population
- estimate the mean in the population
- estimate a percentage in the population
- choose an alpha (α) risk
- calculate the required study sample size

4 Problem 4: Comparison tests

At the end of this problem, you will be able to:

- formulate hypotheses to be tested
- choose a suitable statistical test
- calculate the value of a statistical test for a given alpha risk
- interpret the results of a test
- use mean and relative frequency comparison tests

5 Problem 5: Rate, ratio, proportion & indexes in epidemiology

At the end of this problem, you will be able to:

- define and calculate rate, ratio, and proportion
- define and calculate the different health indicators (incidence, prevalence, specific mortality, case-fatality ratio, etc.)

6 Problem 6: Performance of diagnostic tests

At the end of this problem, you will be able to:

1. Use in your professional practice the notions of:
 - false positives, false negatives, true positives, and true negatives
 - sensitivity, specificity
 - ROC curves
 - predictive values
2. Interpret a test's predictive values with regard to disease prevalence, sensitivity and specificity

Acknowledgements & Credits

We would like to thank all partners who contributed to both versions of this CD-ROM:

Thierry ANCELLE,
Delphine BARATAUD,
François BÉLANGER,
Brigitte HELYNCK,
Augusto PINTO,
Kamel SÉNOUCI,
Laetitia VAILLANT.

Based on an original idea from WHO.
This CD-ROM is a joint WHO / AMP
coproduction

Content experts:

Pierre NABETH, WHO
Maïna L'AZOU, WHO

**Content development
and instructional design:**

Anouk BERGER, WHO
Sylvio MENNA, WHO
Cécile DUPERRAY, AMP

Graphic design and development:

Alphonse GUYOT, AMP

Packaging: design and layout

Dankastudio
www.dankastudio.fr

Contact

For further information, please contact:

World Health Organization (WHO)
Health Security and Environment (HSE)
International Health Regulations Coordination Department (IHR)

Avenue Appia 20
1211 Geneva 27 - Switzerland
www.who.int/ihr

WHO Lyon Office for National Epidemic Preparedness and Response

58, avenue Debourg
69007 Lyon - France
Tel: +33 (0)4 72 71 64 70
Fax: +33 (0)4 72 71 64 71
E-mail: ihrinfo@who.int
Web: www.who.int/ihr/lyon

Agence de Médecine Préventive (AMP) à l'Institut Pasteur

25-28 rue du Dr Roux
75724 Paris cedex 15 - France
Tel: +33 (0)1 53 86 89 20
Fax: +33 (0)1 53 86 89 39
E-mail: amp@aamp.org
Web: www.aamp.org

