

# Ebola Emergency Response | Kambia Weekly Dashboard

Produced by UNMEER IM Unit: Contact [hsmathews@sl.goal.ie](mailto:hsmathews@sl.goal.ie) (+232-99-115059) if you have any queries or data updates which can improve future products. The depiction and use of boundaries, names and associated data shown here do not imply endorsement or acceptance by the United Nations.



## Numbers at a Glance

**253**

Total Number of Confirmed Ebola Virus Disease (EVD) Cases

**0**

Total Number of Confirmed Ebola Virus Disease (EVD) Cases in Week-29  
(13 July– 19 July 2015)

**9**

Total Number of days without Ebola Virus Disease (EVD) Cases

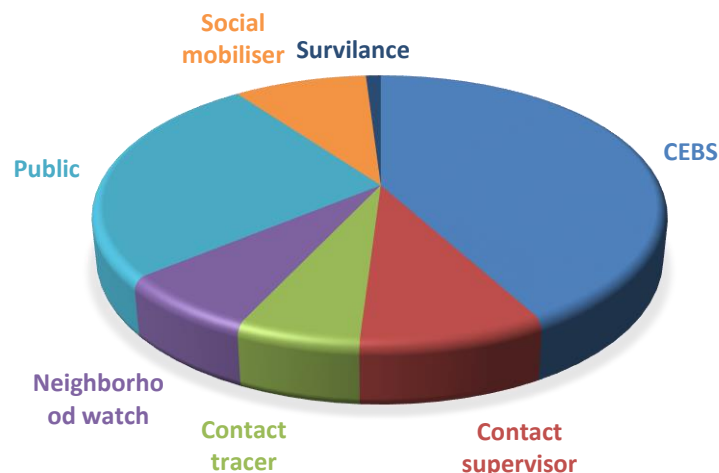
**35**

Total No. of current Quarantine Homes

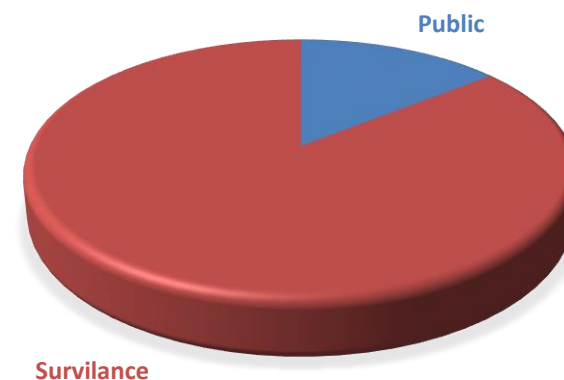
**81**

Total No. of current Contacts

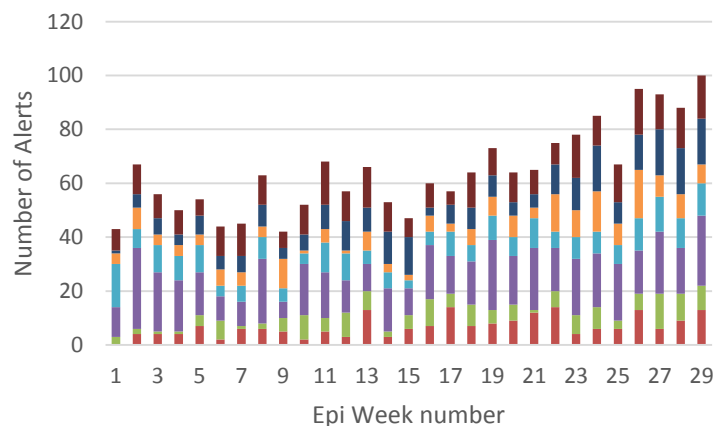
## Source of Death Alerts | Week-29 (13 July– 19 July 2015)



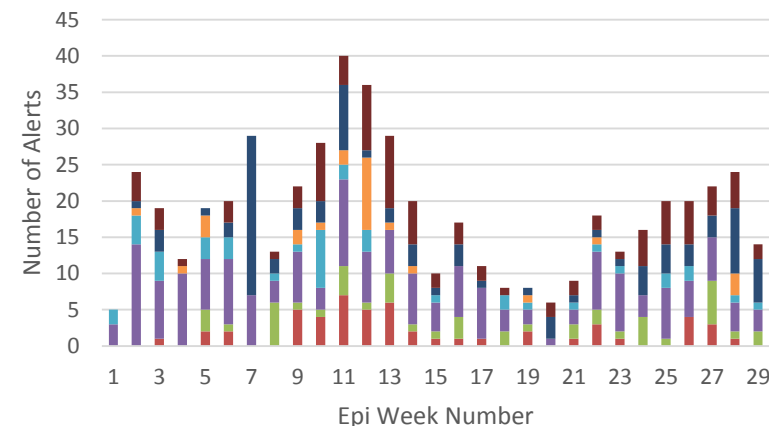
## Source of Live Alerts | Week-29 (13 July– 19 July 2015)



## Death Alerts by Chiefdom | 01 Jan to 19 July 2015 (Source: WHO)



## Live Alerts by Chiefdom | 01 Jan to 19 July 2015 (Source: WHO)



## Ebola Treatment Center (ETC)

ETC Bed Capacity: **30**  
Beds in Utilization: **1**

## Community Care Center (CCC)

CCC Bed Capacity: **64**  
CCC Beds in Utilization: **03**

## Observational Interim Care Center OICC

OICC Bed Capacity: **17**  
OICC Beds in Utilization: **8**

No of Confirmed EVD Deaths: **01**

No of Deaths in ETU: **01**

Legend for Chiefdoms:  
 Bramaia (red), Gbinleh Dixon (green), Magbema (purple), Mambolo (light blue),  
 Masungbala (orange), Samu (dark blue), Tonko-Limba (dark red)

Legend for Chiefdoms:  
 Bramaia (red), Gbinleh Dixon (green), Magbema (purple), Mambolo (light blue),  
 Masungbala (orange), Samu (dark blue), Tonko-Limba (dark red)

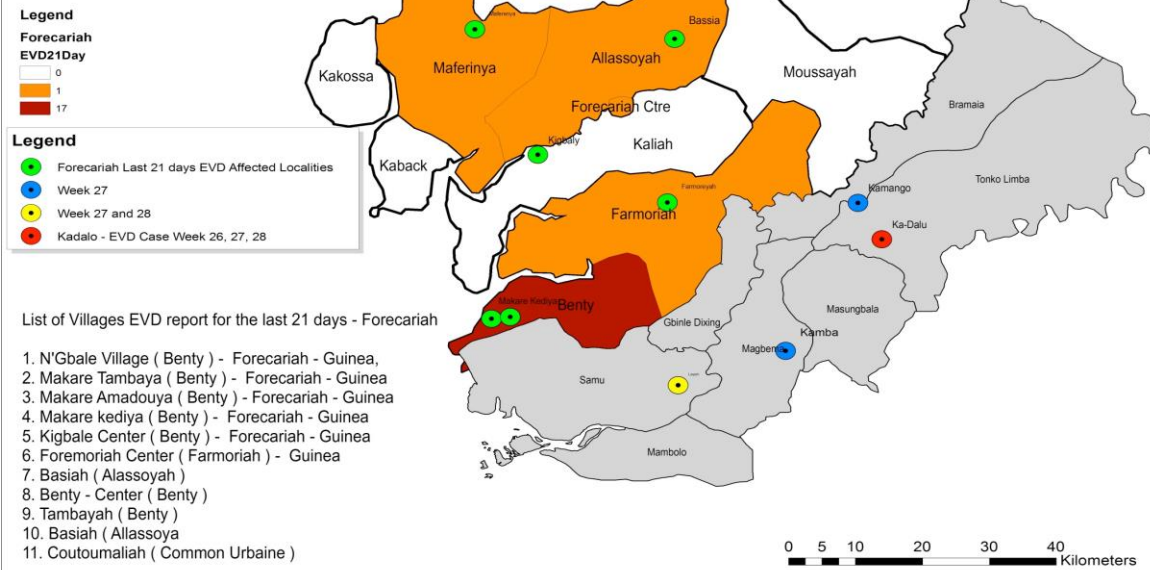
# Ebola Emergency Response | Kambia Weekly Dashboard

Produced by UNMEER IM Unit: Contact [hsmathews@sl.goal.ie](mailto:hsmathews@sl.goal.ie) (+232-99-115059) if you have any queries or data updates which can improve future products. The depiction and use of boundaries, names and associated data shown here do not imply endorsement or acceptance by the United Nations.

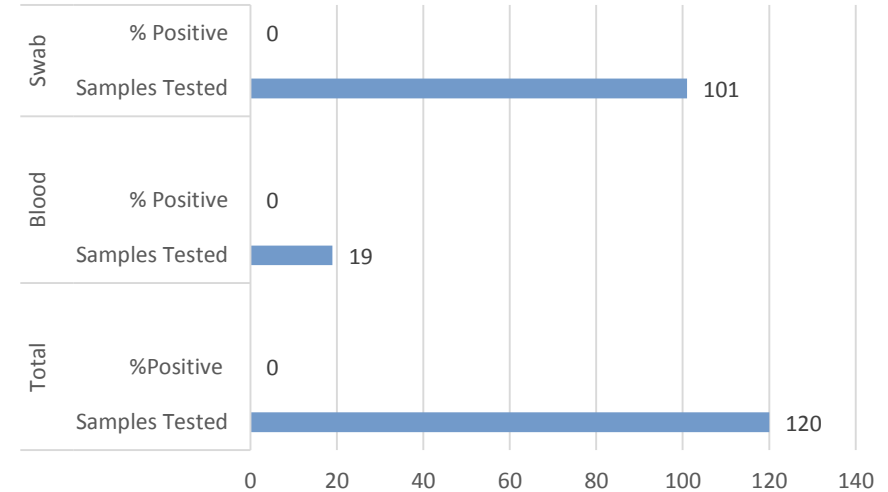


## Spot Map of Kambia & Forecariah showing confirmed EVD cases in last 21 Days (as of July 19, 2015)

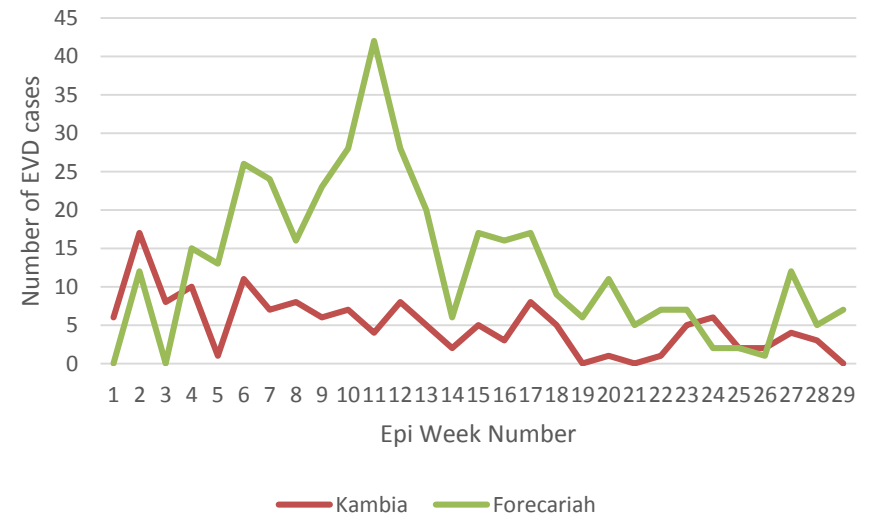
### Spot Map of Forecariah - Guinea and Sierra Leone - Kambia Common Cross Border areas Showing the last 21 days EVD Affected Villages and Sous-Prefecture as of July 19, 2015



## EVD Lab Results | Week-29 (13 -19 July 2015) (Source: WHO)



## Kambia & Forecariah EVD Trend 01 Jan to 19 July 2015 (Source: WHO)



## Death Alerts vs Expected Deaths over Last 21 Days Source (WHO)

