



Resources for Results III

UN Office of the Special Envoy on Ebola

25th February 2015



Table of contents

Introduction.....	3
I. Status/Overview.....	4
(A) <i>Emergency response: for UN agencies and key CSOs.....</i>	<i>5</i>
(B) <i>Emergency response: other CSOs and bilateral support.....</i>	<i>6</i>
(C) <i>Recovery and stability.....</i>	<i>6</i>
(D) <i>R&D.....</i>	<i>6</i>
II. Total resources provided	7
(A) <i>By governments¹.....</i>	<i>7</i>
(B) <i>By private partners.....</i>	<i>9</i>
(C) <i>By financial institutions.....</i>	<i>9</i>
(D) <i>Disbursement status.....</i>	<i>10</i>
III. Resources allocated	11
(A) <i>By Country.....</i>	<i>11</i>
(B) <i>By Purpose.....</i>	<i>13</i>
(C) <i>By Implementing partners.....</i>	<i>14</i>
(D) <i>By Strategy.....</i>	<i>15</i>
IV. Impact and remaining needs	18



INTRODUCTION

The third report in the series Resources for Results published by the UN Office of the Special Envoy on Ebola provides an overview of resources announced and disbursed to countries and agencies as of 31 January 2015. This report is a next step towards more transparency allowing all, especially the governments in the affected countries, to effectively manage and better utilize the available resources.

Detailed inputs have been collected from OCHA FTS, more than 50 national governments, private partners, main financial institutions, UN agencies, and other CSOs. Domestic national resources will be taken into account within the next version.

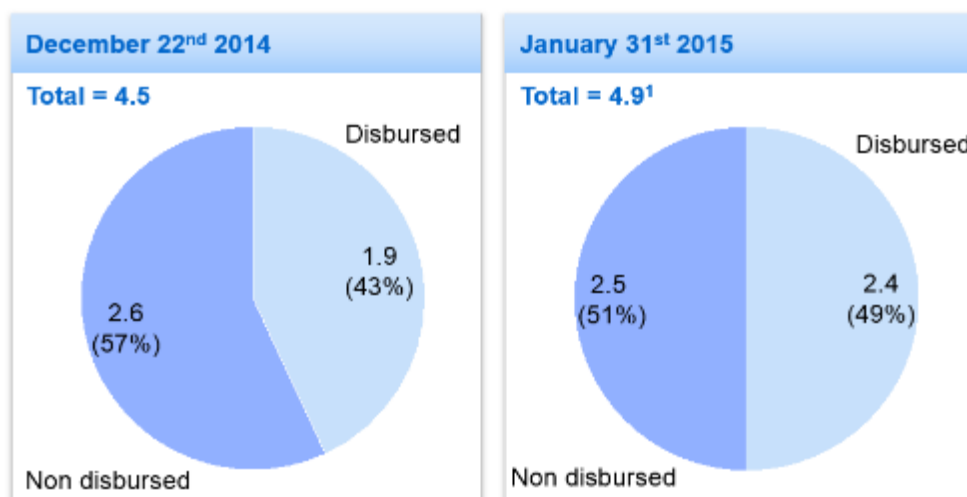


I. STATUS/OVERVIEW

The global Ebola response has been extraordinary with significant funds made available¹ to date: total resources have increased from USD 4.3 billion as of 22 December 2014 to USD 4.9 billion as of 31 January 2015 and the disbursement rate has further increased from 43% to 49% for the same timeframe.

USD billions

SELF-REPORTED BY PARTNERS



¹ Strong FX fluctuation EUR/USD (-7%) reduced December total funding announced in EUR by - USD 70 million of - USD 1 billion

Of the USD 4.9 billion, USD 1.186 billion has been announced for Liberia, USD 1.096 billion for Sierra Leone, USD 540 million for Guinea, USD 826 million for regional efforts (in affected or neighboring countries), and USD 1.208 billion for global efforts, un-earmarked or has not been allocated yet.

The total resources made available can be categorized as follows:

- (A) Emergency response: for the UN agencies and for key CSOs
- (B) Emergency response: other CSOs and bilateral support
- (C) Recovery and stability
- (D) R&D

¹ In this document, “made available” will refer to the combination of ledges (non-binding announcement of an intended contribution or allocation by the donor, which does not necessarily specify which organization it is intended for or if it is for an appeal or response plan project) and commitments (legal, contractual obligation between the donor and recipient entity, specifying the amount to be contributed, the country of operation, the beneficiary, the expected outcomes etc.).

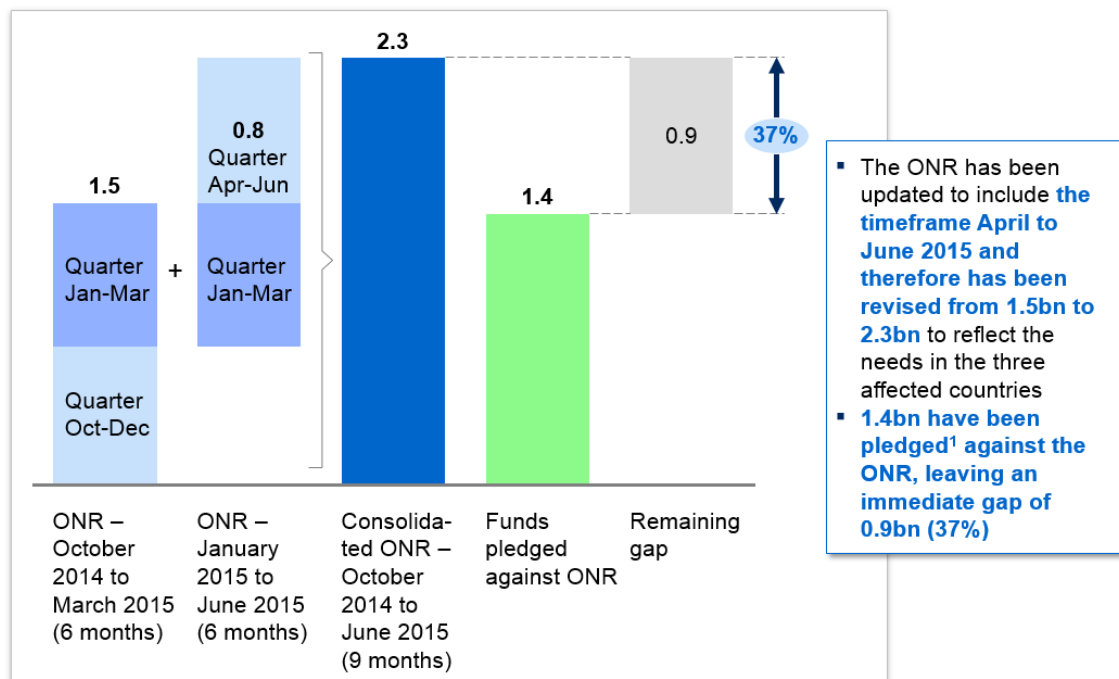


(A) Emergency response: for UN agencies and key CSOs

The Special Envoy on Ebola and OCHA presented an update of the Overview of Needs & Requirements for UN agencies on January 21st at the World Economic Forum.

The ONR is a subset of the total response and captures the needs and requirements for the UN agencies and key CSOs (IFRC, MSF). This does not include other CSOs featured in section B. It only reflects the needs and requirements of the UN agencies and key CSOs for the emergency response.

USD billions



The total financial requirements for the response from October 2014 to June 2015 (3 quarters) are USD 2.3 billion. With the updated ONR on January 21st, the requirements for the next six months from January to June 2015 (two quarters) make up USD 1.5 billion of the total. The total amount against which OCHA FTS tracks pledges also includes the amount for the 4th quarter 2014 equal to an additional USD 0.8 billion provided in the initial ONR.

As of January 31st, USD 1.4 billion has been made available by the international community against the total combined appeal of USD 2.3 billion for the 3 quarters according to OCHA FTS, leaving a gap now of USD 0.9 billion. While the support has been extraordinarily generous, for the emergency response requested by UN agencies, a significant gap remains that needs immediate support.



(B) Emergency response: other CSOs and bilateral support

In addition to USD 1.4 billion that has been made available for the UN agencies and key CSOs for the ONR, USD 1.7 billion has been made available for other CSOs and bilateral support providing a total of USD 3.1 billion for the emergency response.

The main partners have been the United States and the United Kingdom as well as financial institutions such as AfDB and the World Bank.

(C) Recovery and stability

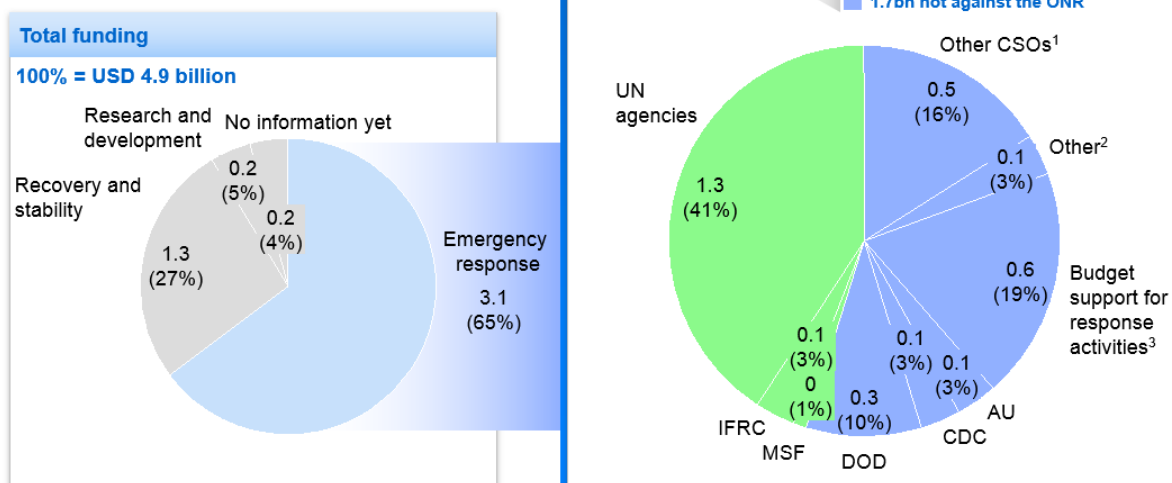
At this stage, USD 1.3 billion has been made available for recovery and stability, of which USD 0.5 billion has been disbursed.

The financial institutions (African Development Bank, World Bank, IFC, and IMF) contributed the majority of resources with USD 0.8 billion consisting of credit facilities, loans, and budget support². In addition, governments provided support of USD 0.5 billion, primarily for recovery.

(D) R&D

More than USD 0.2 billion has been made available for R&D, almost exclusively by the European Commission and Germany. Most of it has already been disbursed.

USD billions



¹ Including PiH, Mercy Corp, IMC, IOM, PAHO, ADRA, Goal Global, World Vision, International Rescue committee, SOS Children's village, MEDICUS MUNDI, ACF, MSB, NRC, Oxfam, Finnish Church Aid, Finnish Refugee Council, Plan Ireland, Christian Aid Ireland, Concern Worldwide, Trócaire, Goal, Misesan Cara – not exhaustive

² Including international military support, Asia-Pacific epidemiological study, micro-projects, funding to the Health Sector Pool Fund in Liberia and the Liberian National Police, Aid cargo, joint NGO effort, bilateral Ebola-prevention activities – not exhaustive

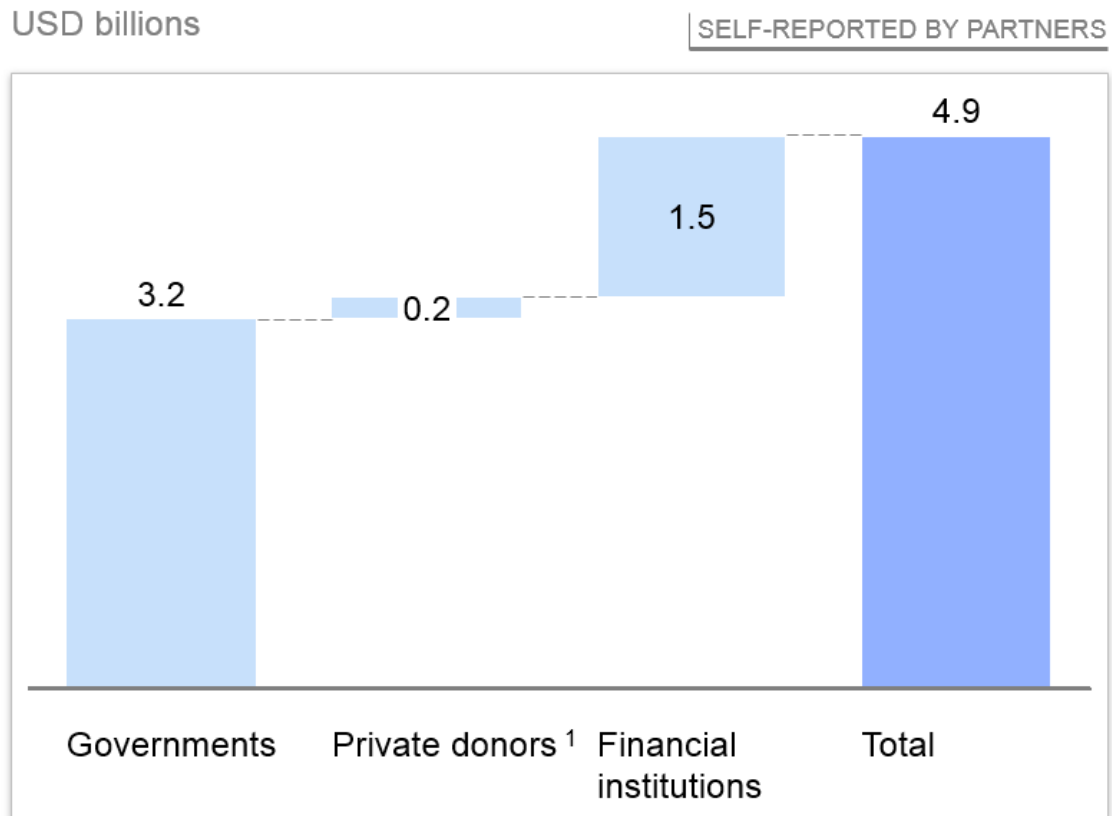
³ From AfDB (USD 160m), WB (USD 188m), IFC (USD 250m)

² Direct physical support to governments to pay salaries.



II. TOTAL RESOURCES PROVIDED

The global Ebola response has been substantial with USD 4.9 billion made available as of 31 January 2015. The partners that contributed can be classified into three: (A) governments³ with USD 3.2 billion, (B) private partners with USD 0.2 billion, and (C) financial institutions with USD 1.5 billion.



¹ Not exhaustive

(A) By governments¹

Governments have been forthcoming and generous, with more than 50 governments contributing USD 3.2 billion in total (representing more than 60% of Ebola funding), including USD 944 million for the ONR (as recorded by OCHA FTS). The breakdown is as follows:

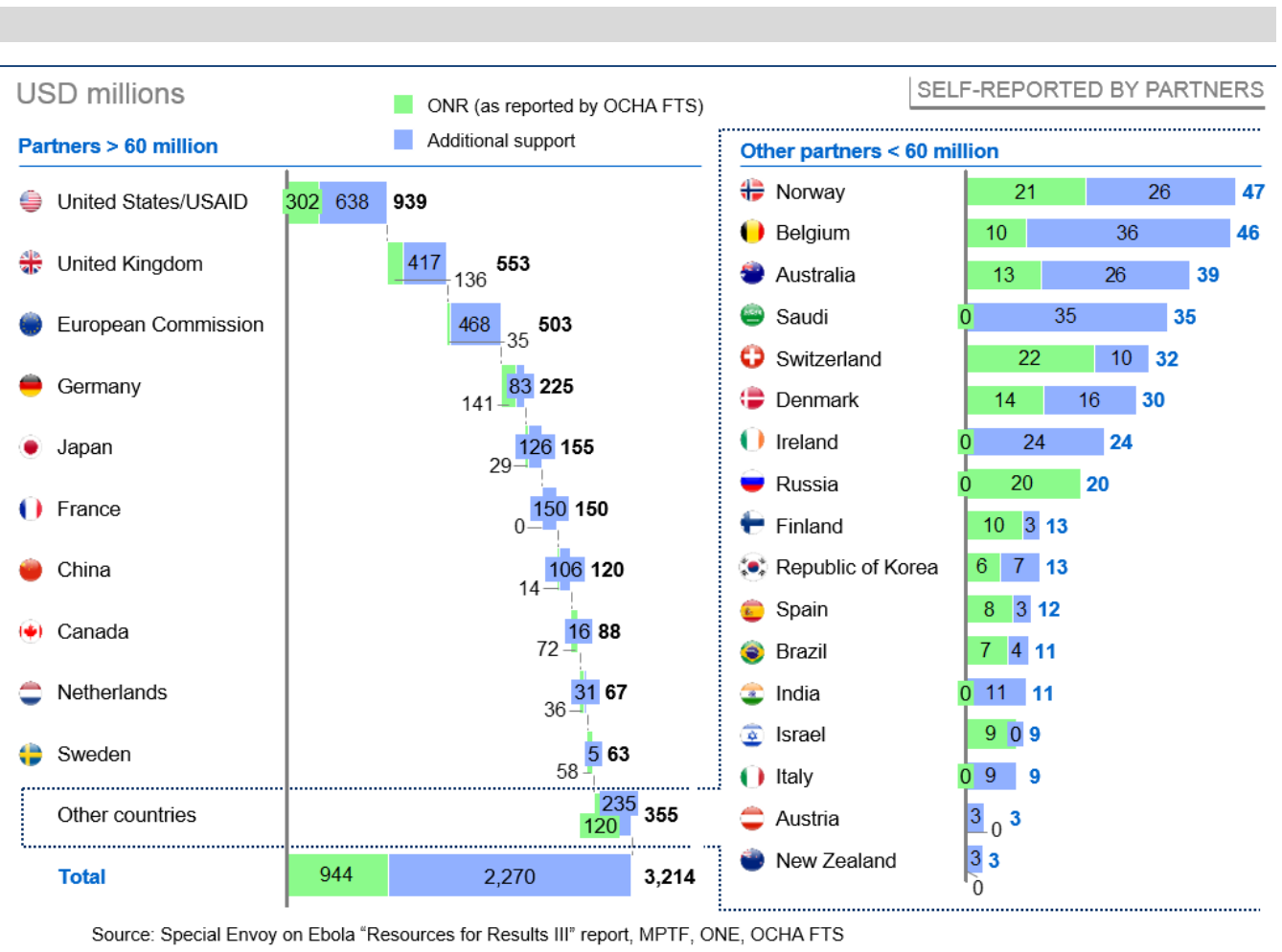
- The **United States** is the largest partner with an announcement of USD 939 million (29% of total government contribution) including USD 302 million for the ONR (as recorded by

³ Including the European Commission



OCHA FTS). Most of this funding takes the form of bilateral support for Liberia (USD 644 million).

- The **United Kingdom** announced USD 553 million (17% of total government contribution) including USD 136 million for the ONR (as recorded by OCHA FTS). Most of this funding takes the form of bilateral support for Sierra Leone (USD 460 million).
- The **European Commission** follows with USD 503 million (16% of total government contribution), which is in addition to the donations of the individual member states of the European Union.
- **Germany** announced USD 225 million (7% of total government contribution) including USD 141 million for the ONR (as recorded by OCHA FTS).
- USD 994 million was announced from governments - USD 633 million from Japan (155m), France (150m), China (120m), Canada (88m), Netherlands (67m), and Sweden (63m), plus an additional USD 355 million from nearly 50 national governments.



Contribution from other governments

USD millions



Source: Special Envoy on Ebola "Resources for Results III" report, MPTF, ONE, OCHA FTS

(B) By private partners

Complementing the governments, private partners have also been responsive. 5 private partners and foundations alone pledged USD 245 million, consisting of the Paul Allen Foundation (100m), the Bill and Melinda Gates Foundation (75m), the Google/Larry Page Foundation (25m), the Silicon Valley Foundation (25m), and the Children's Investment Fund Foundation (20m).

(C) By financial institutions

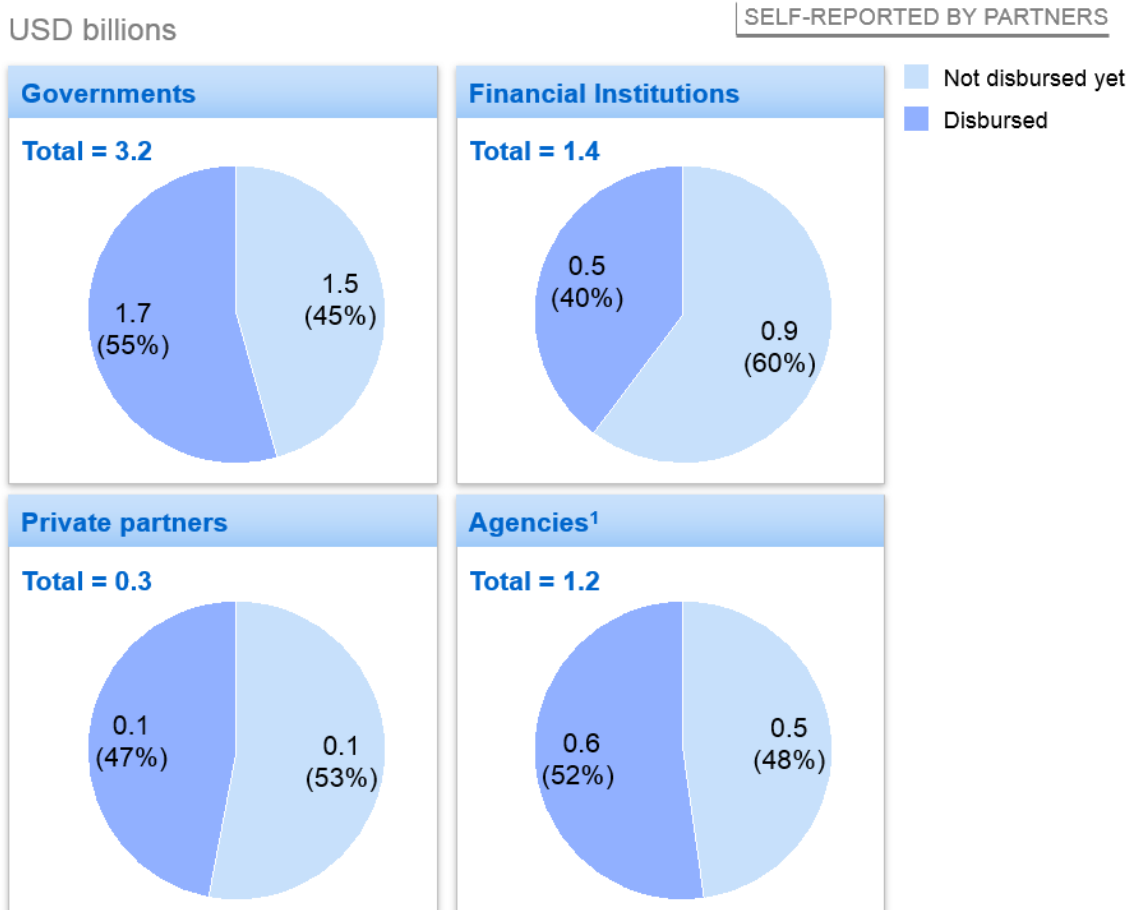
The remaining response funding comes from financial institutions, who have announced a total of USD 1.5 billion, including USD 450 million from the IFC, USD 411 million from the IMF, USD 311 million from the World Bank of which USD 240 million is designated for the ONR (as recorded by OCHA FTS), and finally USD 225 million from the AfDB. This amount is largely intended for the recovery and stability component of the effort.



(D) Disbursement status

The disbursement rate of announced funds was at 43% as of 22 December 2014 and has since increased to 49% as of 31 January 2015. This disbursement rate is higher than historical crises. For example, the disbursement rate during the 2004 Indonesian tsunami was less than 30% after 6 months.

The disbursement rate by partner type directly mirrors the response phase. Governments which have given generously for the immediate response, have a disbursement rate of 55%. A similar disbursement rate can be observed by private partners, who have a rate of 47%. Financial institutions, whose focus has been more around recovery and stability have a lower disbursement rate in line with the progression of the response. Their disbursement rate is 40%. UN agencies and NGOs were asked to provide budget implementation rates, and of the available resources have implemented 52%.



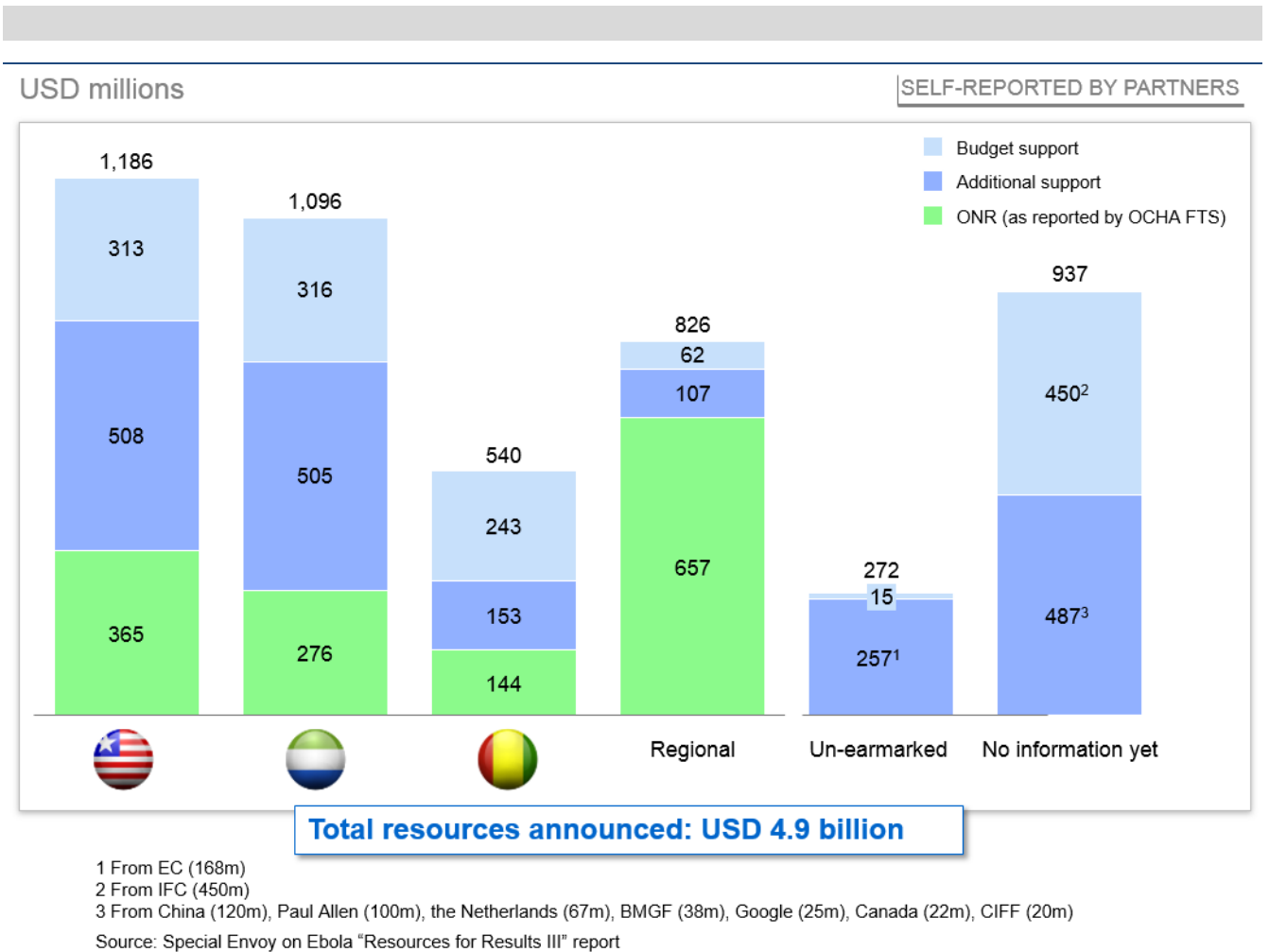
¹ Budget implementation



III. RESOURCES ALLOCATED

(A) By Country

60% of the total resources amounting USD 4.9 billion have been allocated directly to the affected countries of Guinea, Liberia, and Sierra Leone. Part of the amount for recovery and stability remains unallocated at this point and accounts for the majority of the un-earmarked and no information yet funds. The regional allocations include e.g. costs for joint logistical platforms.



As of January 31st, country breakdown for Ebola response is as follows:

- **For Liberia:** USD 1.186 billion has been announced (equivalent to USD 135 thousand per confirmed case). Of this, USD 868 million has been announced by governments with the main contributors being the US (644m), the IMF (131m) and the World Bank (105m). This includes USD 365 million for the ONR (as recorded by OCHA FTS). On top of that, USD



313 million has been announced by financial institutions for budget support⁴ in terms of loans and credit and recovery. The IMF (131m), the World Bank (105m) and AfDB (77m) have been the biggest partners.

- **For Sierra Leone:** USD 1.096 billion has been announced (equivalent to USD 100 thousand per confirmed case). Of this, USD 778 million has been announced by governments with main contributors being the UK (461m), Germany (77m) and the US (74m). This includes USD 276 million for the ONR (as recorded by OCHA FTS). On top of that, USD 316 million has been announced by financial institutions for budget support in terms of loans and credits. The IMF (145m), the World Bank (111m) and AfDB (60m) have been the biggest partners.
- **For Guinea:** USD 540 million has been announced (equivalent to USD 180 thousand per confirmed case). Of this, USD 297 million has been announced by governments with main contributors being the US (110m), France (105m), the European Commission (54m) and Germany (53m). This includes USD 540 million for the ONR (as recorded by OCHA FTS). On top of that, USD 243 million has been announced by financial institutions for budget support in terms of loans and credits. The IMF (95m), the World Bank (95m) and AfDB (53m) have been the biggest partners.
- USD 826 million has been announced for regional efforts (in affected or neighboring countries) including for preparedness efforts.
- USD 1.208 billion has been announced for global efforts, unearmarked projects (272m) or has not been allocated yet (937m). This includes the following: EC (168 million), IFC 450 million), China (120m), Paul Allen (100m), the Netherlands (67m), BMGF (38m), Google (25m), Canada (22m), and CIFF (20m); the allocation of these funds and the disbursement rates are to be communicated with the next version of the report.

⁴ Budget support consists of physical stability, e.g., physical salaries



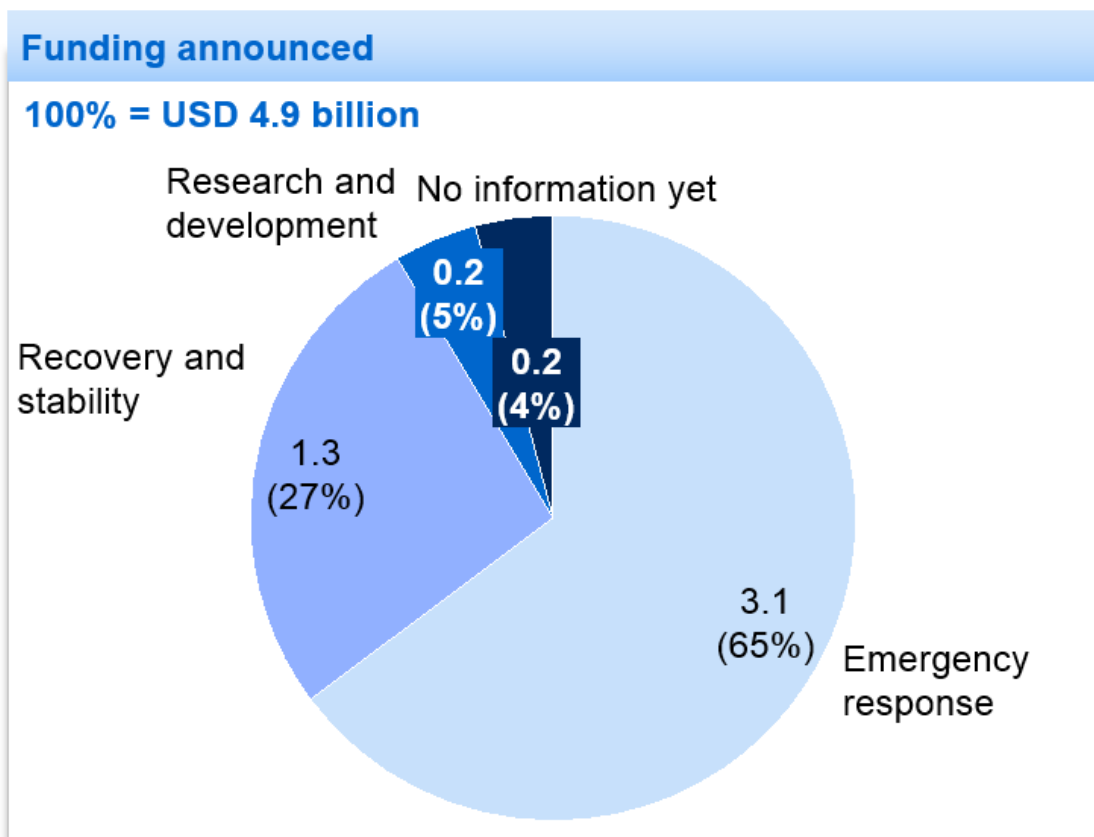
(B) By Purpose

In the third iteration of the report, responders were asked to provide a breakdown by purpose: emergency response (for the UN agencies, for CSOs and bilateral support), recovery and stability, and R&D.

Of USD 4.9 billion announced, USD 3.1 billion has been announced for emergency response, USD 1.3 billion for recovery and stability and USD 0.2 billion for R&D. The majority of the funding as of 31 January 2015 (65%) has been allocated to the emergency response, which continues to require funding to get to zero.

USD billions

SELF-REPORTED BY PARTNERS

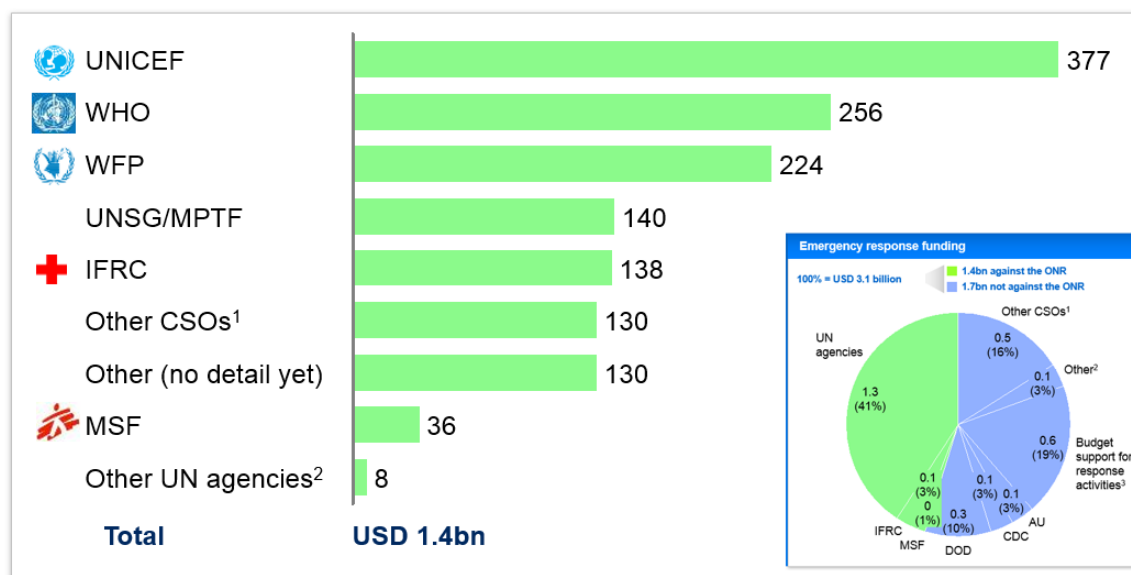


(C) By Implementing partners

According to OCHA FTS, governments and financial institutions have allocated USD 1.4 billion to UN agencies and key CSOs for the ONR. The resources have been allocated to the following:

- **UNICEF:** USD 377 million with main contributors being the US (77m), the World Bank (76 m), and the UK (46m)
- **WHO:** USD 256 million with main contributors being AfDB (32m), the World Bank (25m), and the US (24m)
- **WFP:** USD 224 million with main contributors being the US (92m), Germany (28m), and the World Bank (22 m)
- **UNSG/MPTF:** USD 140 million with main contributors being the UK (32m), Sweden (13m), and Germany (12m)
- **IFRC:** USD 138 million with main contributors being the UK (21m), the European Commission (17m), and the US (16m)
- **MSF:** USD 36 million

USD millions



¹ Including PiH, Mercy Corp, IMC, IOM, PAHO, ADRA, Goal Global, World Vision, International Rescue committee, SOS Children's village, MEDICUS MUNDI, ACF, MSB, NRC, Oxfam, Finnish Church Aid, Finnish Refugee Council, Plan Ireland, Christian Aid Ireland, Concern Worldwide, Trócaire, Goal, Misesan Cara – not exhaustive

² FAO, UNHCR, UNFPA

Source: OCHA FTS



(D) By Strategy

Since September 2014, the global Ebola response has been delivered within the STEPP strategy (STOP transmission, TREAT those with disease, ENSURE essential services, PRESERVE stability and PREVENT extension to new locations). The strategy encompasses 13 Mission Critical Actions (MCAs) that are necessary to tackle an intense Ebola outbreak, to bring it under control, then to move to eliminating the outbreak and to prevent its recurrence.

In this third iteration of the report on Resources and Results, main UN agencies and IFRC were asked to provide a breakdown of allocations by MCAs as part of the STEPP strategy.

As of January 31st, agencies and IFRC had USD 603 million available (not yet implemented) against the USD 1.5 billion appeal for January to June 2015 (updated ONR)—leaving a gap of USD 933 million (61%) for the upcoming months⁵. Although not all UN agencies and CSOs included in the ONR provided information, the breakdown of this USD 603 million gives a good indication of where resources have been allocated and where gaps remain⁶.

The available resources amounting to USD 603 million by strategy are as follows: STOP the disease consisting of MCAs #1 and #2 makes up 64 million, followed by TREAT the infected consisting of MCAs #3 and #4, making up 63 million. These continue to be essential areas of spend. It is important not to lose sight of the need to stop the outbreak completely even while recovery is increasingly a focus for activity. It is expected there will be a bumpy road to zero with cases rising as well as falling at different points along the way.

As the strategy has shifted from Phase 1 to Phase 2, essential services has become a higher category of spend, in particular MCAs #5 food and nutrition (28m) and MCAs #9 supplies and materials (120m).

With the next report, UN agencies and key CSOs will be asked to provide how many weeks of operation are possible with the available resources. This will increase transparency and allow investments including from the MPTF to be even more targeted.

⁵ The USD 603 million available and 933 million resulting gap is slightly different from the gap in Exhibit 1A since it does not include all UN agencies, other CSOs and the MPTF as reported by OCHA FTS and is as of January 31, 2015.

⁶ The breakdown shown here is partial because it only shows the funds already allocated to the three Ebola affected countries, with the balance of funds still pending decision or allocated for other areas such as R&D. However, the table below provides a snapshot of how partners have influenced the allocations of UN agencies since much of the funding is earmarked. UN agencies usually aim to spend all earmarked funds and supplement underfunded areas with flexible funds. Unfortunately due to delays between negotiation and disbursement of funds program needs can change. Hence the allocations here do not necessarily reflect today's priorities on the ground. This underlines the need for flexible funding as the Ebola response continues and for partners to be prepared to work quickly with agencies to move and repurpose funds where required. Mechanisms such as the MPTF enable allocation of pooled funds adapted to the needs on the ground.



ONR funding still required for UN agencies and IFRC

USD millions

NOT EXHAUSTIVE;
ONLY MAIN UN AGENCIES
AND IFRC

The Global Response Plan

Mission critical actions		ONR (Jan-Jun)	Available (as of Jan) ¹	Available (%)	Gap for 2015 against the ONR (%)
S	1. Identify people with Ebola	112	61	54	46
	2. Safe burials	37	3	8	92
T	3. Care for people	282	59	21	79
	4. Care for responders	19	4	21	79
E	5. Food and nutrition	159	28	18	82
	6. Essential services	213	31	15	85
	7. Cash incentives	14	10	71	29
P	8. Recovery	59	16	27	73
	9. Supplies and material	139	120	86	14
	10. Transport and fuel	2	2	100	0
	11. Social mobilization	94	26	28	72
P	12. Messaging	1	1	100	0
	13. Preventing spread to other countries	135	15	11	89
Support to all objectives		274	47	17	83
Total		1,536	603²	39	61

Source: Updated Overview of Needs and Requirements for Q1&2 2015, Special Envoy on Ebola "Resources for Results III" report

¹ Not exhaustive - to main UN agencies and IFRC

² Including USD 182 million with no information on allocation yet



The breakdown of UN agencies and IFRC available resources for the upcoming months received from partners and provided based on the strategy is by country as follows:

- **Guinea:** USD 101 million with WHO (32m) and UNICEF (31m) being the main contributors. Most funding available is allocated to MCAs #5 food and nutrition (12m) and MCAs #9 supplies and material (23m). Arguably more funds are required to stop the outbreak
- **Liberia:** USD 185 million with WHO (68m) and UNICEF (64m) being the main contributors. Most funding available is allocated to MCAs #3 care for people (20m), MCAs #9 supplies and material (58m) and MCAs #1 identify people with Ebola (32m)
- **Sierra Leone:** USD 188 million with UNICEF (61m) and WHO (48m) being the main contributors. Most funding available is allocated to MCAs #3 care for people (27m), MCAs #9 supplies and material (40m) and MCAs #1 identify people with Ebola (20m)
- **Regional:** USD 138 million with USD 14 million for MCAs #13 preventing spread to other countries and the rest either already allocated to other budget centers or yet to be allocated and available to respond to emerging needs

The funds shown reflect only those available for the upcoming months and those of the UN agencies and IFRC, and not bilateral partners and other CSOs. Total allocated resources by country are reflected in exhibit IIIA.

Resources available by STEPP framework: country view

USD millions

SELF-REPORTED
BY PARTNERS

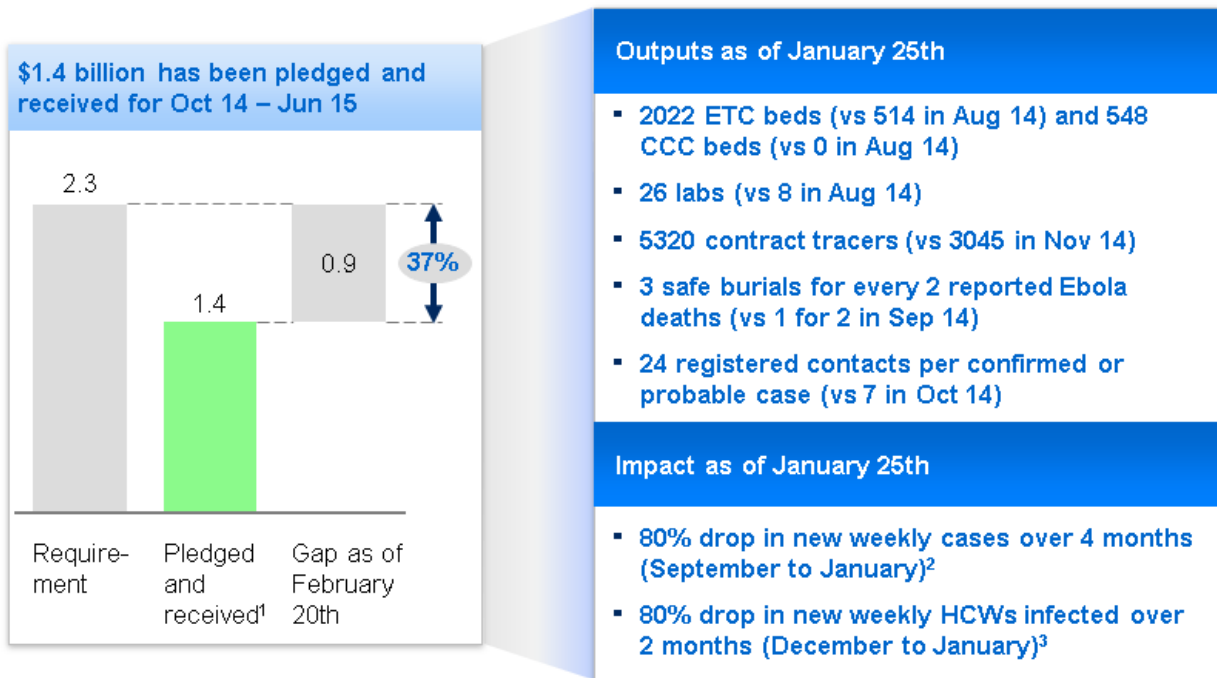
The Global Response Plan						
Mission critical actions	Guinea	Liberia	Sierra Leone	Regional	Total	
S 1. Identify people with Ebola	9.2	31.9	19.6	0	60.7	
2. Safe burials	0.5	1.0	1.0	0	2.5	
T 3. Care for people	8.9	19.9	27.1	2.7	58.6	
4. Care for responders	0.8	1.4	1.5	0	3.7	
E 5. Food and nutrition	11.5	7.5	9.5	0	28.5	
6. Essential services	5.6	9.5	15.8	0	3.9	
7. Cash incentives	3.1	3.5	2.5	0.5	9.6	
8. Recovery	3.1	6.4	6.4	0	15.9	
P 9. Supplies and material	22.5	58.4	39.6	0	120.5	
10. Transport and fuel	0.3	0.6	0.6	0	1.6	
11. Social mobilization	7.4	10.0	8.5	0	25.9	
12. Messaging	0.2	0.3	0.5	0	0.9	
P 13. Preventing spread to other countries	0.4	0.3	0.4	13.8	14.9	
Support to all objectives	13.1	16.6	9.8	7.5	46.9	
No information yet	14.0	17.3	45.0	105.5	181.8	
Total	100.5	184.7	187.6	130.0	602.8	



IV. IMPACT AND REMAINING NEEDS

The contributions have had significant impact on the response. They allowed key services to be put in place across the affected countries (e.g., more than 2500 ETC and CCC beds, 26 labs, 5320 contact tracers). Thanks to national leadership and community action, backed by the material, human and financial support from the international community, the number of new cases has dropped by 80% over a four month period from September to January.

USD billions



¹ Committed and uncommitted

² 573 probable or confirmed new cases in Guinea, Liberia and Sierra Leone on Sep 21st vs 110 on Jan 25th

³ 11 new infected HCWs weekly on Dec 1st vs 2 on Jan 25th

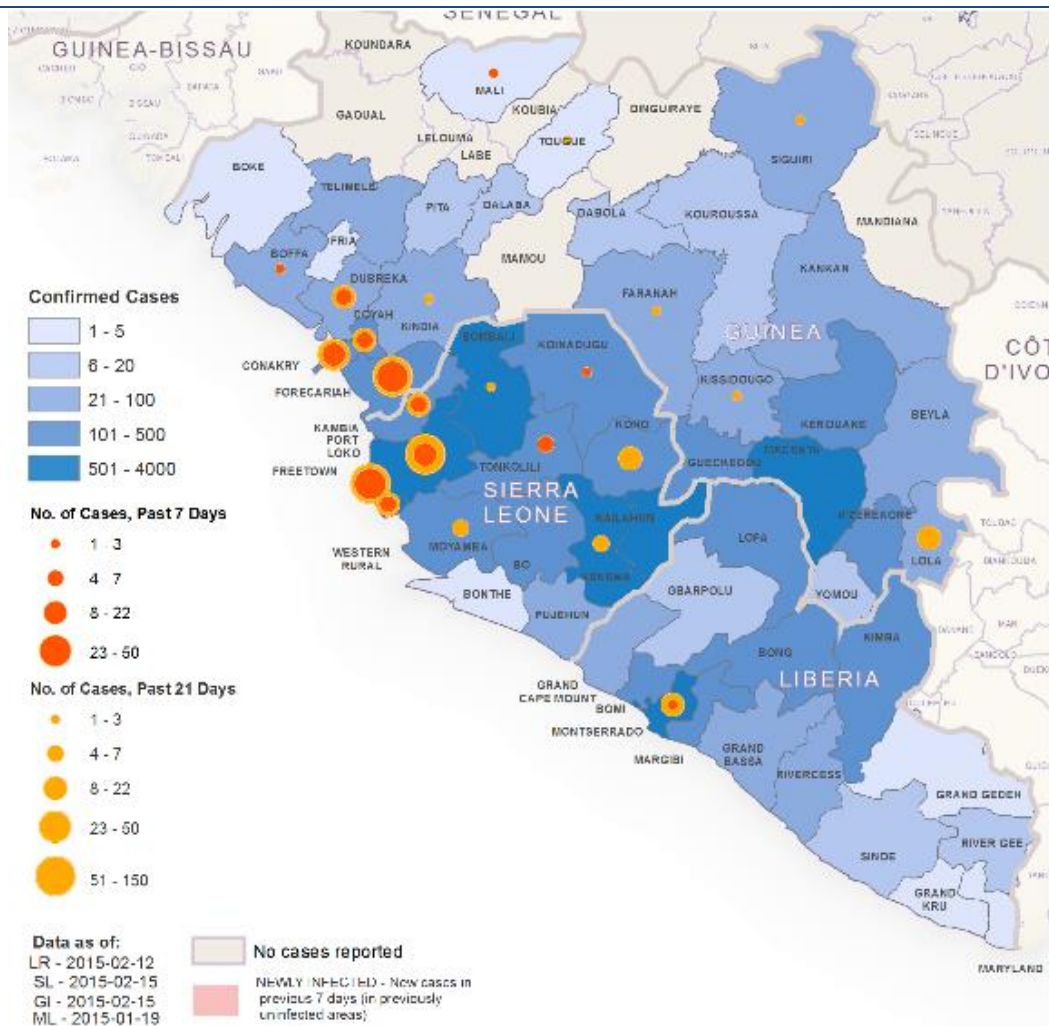
Source: Office of the Special Envoy on Ebola, ONR, OCHA FTS, WHO situation reports



The situation is, however, still not under control. A total of 128 new confirmed cases were reported in the week to 15 February with the WHO Situation Report from 18 February 2015. Transmission remains widespread in Sierra Leone, with 74 new confirmed cases, and is most intense in the capital, Freetown, which reported 45 confirmed cases. Guinea reported 52 new confirmed cases and Liberia 2.

Engaging effectively with communities has been one of the keys to successfully driving cases to zero in many parts of Guinea, Liberia, and Sierra Leone, but continues to present a challenge in several areas. Each of the three countries reported an increase in security incidents related to the Ebola response compared with the previous week.

Although there are many less cases now than there were five months ago, this outbreak is not over and getting to zero will be a hard, expensive, and human-resource intensive task.



Additional investments are now required to get to zero, to enable revival of services, and to encourage the resilience of societies. The control effort has to concentrate on getting to the very last case. Ebola will not be gone in any country until it is gone from every country. The United Nations system – with technical leadership of the WHO – will continue to work closely with the affected governments and all partners in the global response to achieve this objective.

Contributions can be made via three routes: one, through the S-G's Multi Partner Trust Fund; two, support directly to the agencies included in the Overview of Needs and Requirements; and three, through bilateral support.

