

Tuberculosis profile: Uganda

Population 2019: 44 million

Estimates of TB burden*, 2019

	Number	(Rate per 100 000 population)
Total TB incidence	88 000 (52 000-134 000)	200 (117-303)
HIV-positive TB incidence	35 000 (20 000-53 000)	78 (46-119)
MDR/RR-TB incidence**	1 500 (850-2 400)	3.4 (1.9-5.4)
HIV-negative TB mortality	7 100 (3 900-11 000)	16 (8.9-25)
HIV-positive TB mortality	8 500 (5 100-13 000)	19 (11-29)

Estimated proportion of TB cases with MDR/RR-TB*, 2019

New cases	1% (0.93-1.2)
Previously treated cases	12% (6.5-19)

Universal health coverage and social protection*

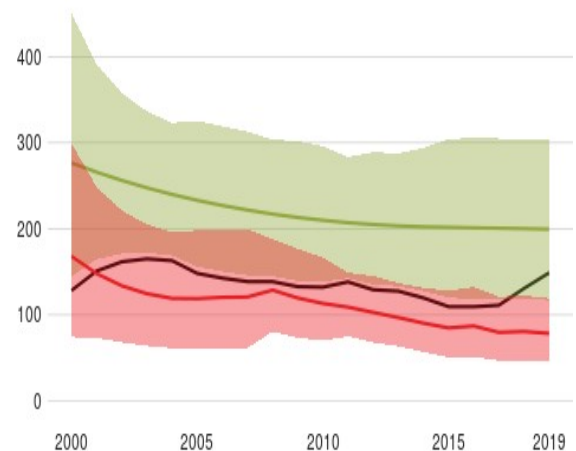
TB treatment coverage (notified/estimated incidence), 2019	75% (49-130)
TB patients facing catastrophic total costs, 2017	53% (50-56)
TB case fatality ratio (estimated mortality/estimated incidence), 2019	19% (10-30)

TB case notifications, 2019

Total new and relapse	65 897
- % tested with rapid diagnostics at time of diagnosis	49%
- % with known HIV status	100%
- % pulmonary	94%
- % bacteriologically confirmed ^	53%
- % children aged 0-14 years	13%

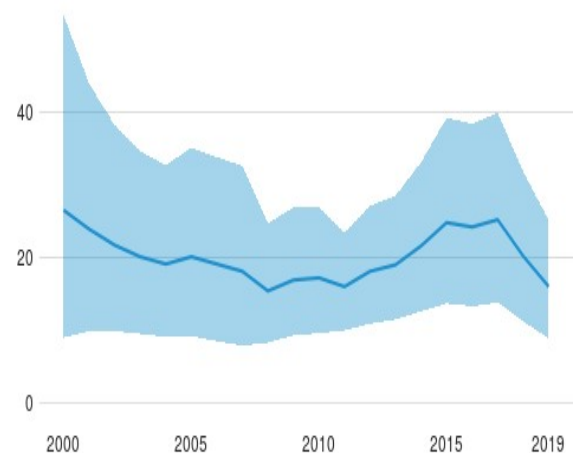
Incidence, New and relapse TB cases notified, HIV-positive TB incidence

(Rate per 100 000 population per year)



HIV-negative TB mortality

(Rate per 100 000 population per year)



Incidence, Notified cases by age group and sex, 2019

(Number)

- % women	31%
- % men	56%
Total cases notified	67 868

TB/HIV care in new and relapse TB patients, 2019

	Number	(%)
Patients with known HIV status who are HIV-positive	25 810	39%
- on antiretroviral therapy	25 125	97%

Drug-resistant TB care, 2019

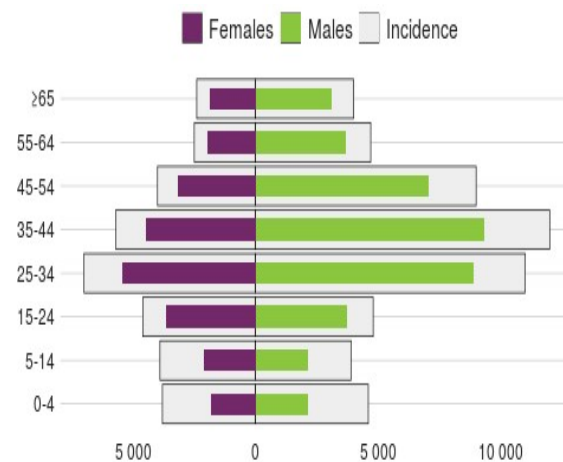
% of bacteriologically confirmed TB cases tested for rifampicin resistance - New cases ^	99%
% of bacteriologically confirmed TB cases tested for rifampicin resistance - Previously treated cases ^	56%
Laboratory-confirmed cases - MDR/RR-TB ^^	549
Patients started on treatment - MDR/RR-TB ^^	558
Laboratory-confirmed cases - XDR-TB ^^	10
Patients started on treatment - XDR-TB ^^	10
MDR/RR-TB cases tested for resistance to any fluoroquinolone	529

Treatment success rate and cohort size

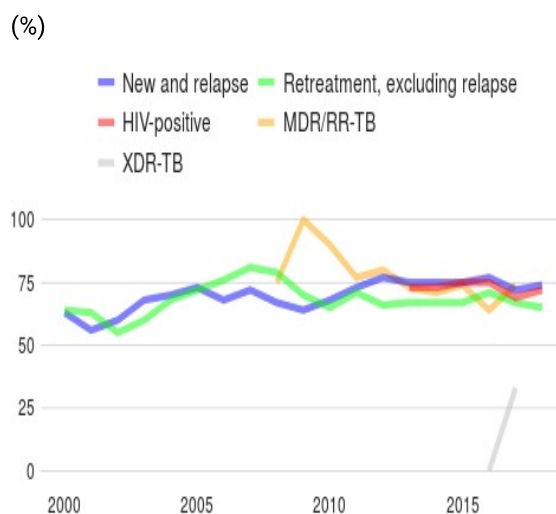
	Success	Cohort
New and relapse cases registered in 2018	74%	54 359
Previously treated cases, excluding relapse, registered in 2018	65%	2 346
HIV-positive TB cases registered in 2018	72%	21 513
MDR/RR-TB cases started on second-line treatment in 2017	74%	384
XDR-TB cases started on second-line treatment in 2017	33%	3

TB preventive treatment, 2019

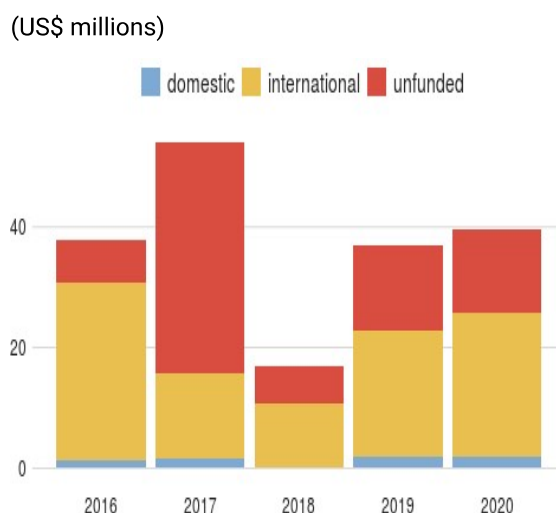
% of HIV-positive people (newly enrolled in care) on preventive treatment	46%
---	-----



Treatment success rate



Total budget



% of children (aged < 5) household contacts of bacteriologically-confirmed TB cases on preventive treatment	29% (26-31)
---	----------------

TB financing

National TB budget, 2020 (US\$ millions)	40
- Funding source, domestic	4.8%
- Funding source, international	60%
- unfunded	35%

* Estimates of TB and MDR-TB burden are produced by WHO in consultation with countries. Ranges represent uncertainty intervals.

** MDR is TB resistant to rifampicin and isoniazid; RR is TB resistant to rifampicin

^ Calculated for pulmonary cases only

^^ Includes cases with unknown previous TB treatment history

^^^ Includes patients diagnosed before 2019 and patients who were not laboratory-confirmed

Generated 2020-10-15 by the World Health Organization (<https://www.who.int/tb/data/>)