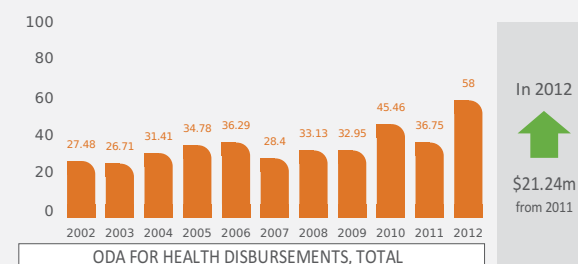
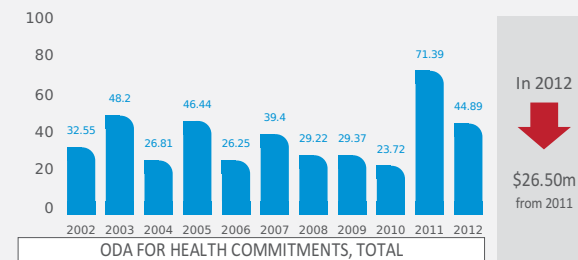


ODA Health Disbursements from 2002 to 2012 increased by **111%**. In 2012 MDG6 accounted for **54%** of all disbursements. It was **42%** in year 2002.

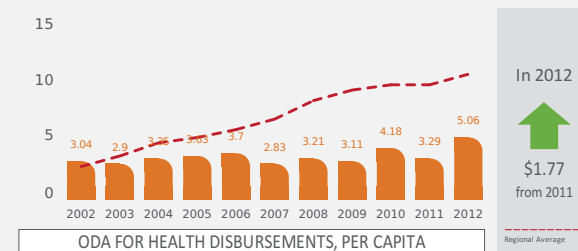
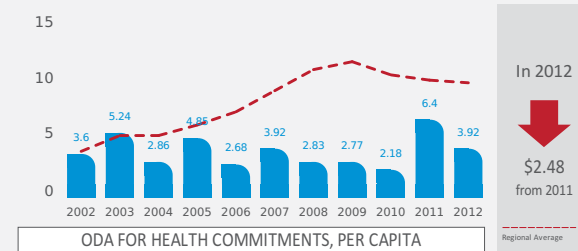
	2002	2003	2004	2005	2006	2007	2008	2009	2010	2011	2012
Population as of 30 June (Millions)	9.05	9.20	9.38	9.58	9.80	10.05	10.31	10.59	10.88	11.16	11.45
Commitments TOTAL ODA (Million constant 2012 US\$)	345.65	256.17	292.70	227.32	272.16	363.00	365.22	202.99	156.23	415.02	450.29
Disbursements TOTAL ODA (Million constant 2012 US\$)	364.53	339.89	338.80	261.10	263.18	275.39	468.95	262.94	250.13	337.69	1,541.66
ODA for Health Commitments (Million constant 2012 US\$)	32.55	48.20	26.81	46.44	26.25	39.40	29.22	29.37	23.72	71.39	44.89
ODA for Health Disbursements (Million constant 2012 US\$)	27.48	26.71	31.41	34.78	36.29	28.40	33.13	32.95	45.46	36.75	58.00
RATIO Health/Total ODA Commitments	0.09	0.19	0.09	0.20	0.10	0.11	0.08	0.14	0.15	0.17	0.10
RATIO Health/Total ODA Disbursements	0.08	0.08	0.09	0.13	0.14	0.10	0.07	0.13	0.18	0.11	0.04
Health Commitments per Capita (constant 2012 US\$)	3.60	5.24	2.86	4.85	2.68	3.92	2.83	2.77	2.18	6.40	3.92
Health Disbursements per Capita (constant 2012 US\$)	3.04	2.90	3.35	3.63	3.70	2.83	3.21	3.11	4.18	3.29	5.06
Regional Avg Health Commitments per Capita (const. 2012 US\$)	3.94	5.28	5.27	6.34	7.32	9.29	11.16	11.98	10.66	10.26	10.05
Regional Avg Health Disbursements per Capita (const. 2012 US\$)	2.74	3.71	4.73	5.38	6.00	6.90	8.55	9.47	9.92	10.07	10.98
Total Expenditure on Health (curr US\$ p.c.)	19.74	18.33	20.37	16.32	16.41	25.78	26.26	27.55	26.99	27.22	32.01
General Government Expenditure on Health (curr US\$ p.c.)	4.34	2.92	3.49	2.91	2.82	4.66	5.80	7.60	8.76	6.60	9.01
Private Expenditure on Health (curr US\$ p.c.)	15.40	15.40	16.88	13.41	13.59	21.12	20.46	19.95	18.23	20.62	23.00



Purpose of Allocation of ODA for Health

COMMITMENTS	2002	2003	2004	2005	2006	2007	2008	2009	2010	2011	2012
Health Policy & Admin Management	11.64	3.91	14.93	11.11	9.36	2.39	1.25	1.94	1.55	4.41	3.32
MDG6 (Control of HIV/AIDs, TB, Malaria and other diseases)	13.66	26.89	8.13	22.96	14.50	31.08	14.42	9.03	8.55	46.77	25.11
Other Health Purposes	1.61	1.15	2.22	1.71	1.06	2.54	5.34	5.50	7.04	12.73	9.62
Reproductive Health & Family Planning	5.65	16.24	1.53	10.66	1.32	3.39	8.21	12.90	6.57	7.49	6.83
Grand Total	32.55	48.20	26.81	46.44	26.25	39.40	29.22	29.37	23.72	71.39	44.89

DISBURSEMENTS	2002	2003	2004	2005	2006	2007	2008	2009	2010	2011	2012
Health Policy & Admin Management	8.83	9.06	11.46	10.55	14.51	10.58	8.42	5.86	1.61	4.83	9.08
MDG6 (Control of HIV/AIDs, TB, Malaria and other diseases)	11.53	12.67	14.46	18.33	15.12	13.46	11.16	10.94	24.36	11.94	31.55
Other Health Purposes	4.40	2.66	2.35	2.06	1.80	1.49	5.19	6.80	9.18	7.20	7.89
Reproductive Health & Family Planning	2.72	2.33	3.14	3.83	4.86	2.87	8.36	9.35	10.31	12.78	9.47
Grand Total	27.48	26.71	31.41	34.78	36.29	28.40	33.13	32.95	45.46	36.75	58.00



In the period 2011-2012 the total amount of US\$ Million **94.75** was disbursed from donors for implementation in **439** different transfers

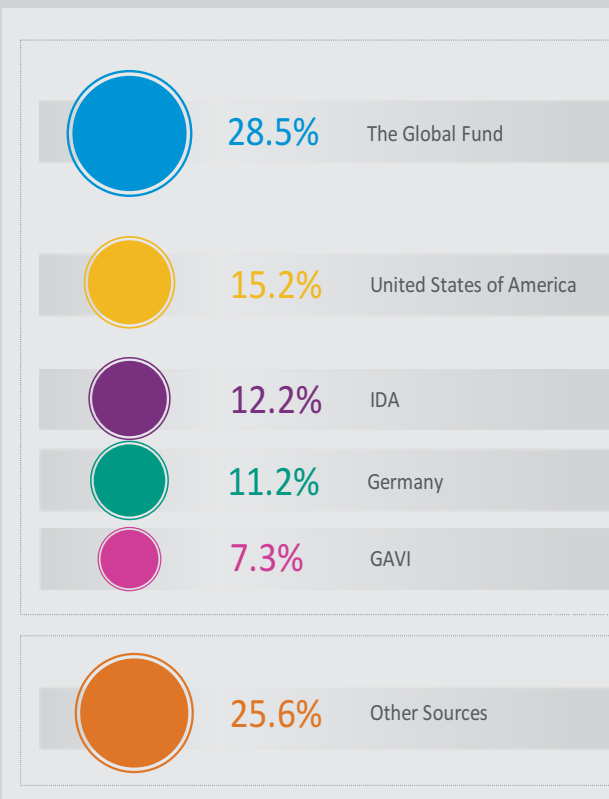
HOW MUCH DONORS DISBURSED IN 2011-2012

Bilateral	Number of Disbursements	Total
Australia	-	-
Austria	-	-
Belgium	3	1.24
Canada	8	0.98
Czech Republic	-	-
Denmark	3	0.04
Finland	-	-
France	7	0.53
Germany	13	10.60
Greece	-	-
Iceland	-	-
Ireland	1	0.14
Italy	-	-
Japan	4	1.13
Kuwait (KFAED)	-	-
Luxembourg	1	0.26
Netherlands	-	-
New Zealand	-	-
Norway	-	-
Portugal	-	-
Republic of Korea	-	-
Spain	3	0.05
Sweden	6	0.00
Switzerland	1	0.14
United Arab Emirates	-	-
United Kingdom	-	-
United States of America	209	14.36
TOTAL	259	29.47

Multilateral/Foundation	Number of Disbursements	Total
AfDB	-	-
AfDF	-	-
Arab Fund (AFESD)	-	-
AsDB Special Funds	-	-
BADEA	-	-
EU Institutions	9	3.52
GAVI	10	6.96
IDA	16	11.57
IDB Sp. Fund	-	-
OFID	-	-
The Global Fund	5	27.03
UNAIDS	12	0.74
UNDP	2	0.20
UNFPA	33	5.45
UNICEF	56	4.27
UNPBF	1	3.04
UNRWA	-	-
WFP	3	0.39
WHO	33	2.13
BMGF	-	-
TOTAL	180	65.30

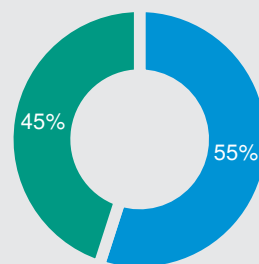
ACRONYMS: AFRO-WHO African Region; AMRO-WHO Region of the Americas; EMRO – WHO Eastern Mediterranean Region; EURO - WHO European Region; MDG-Millennium Development Goals; SEARO - WHO South-East Asia Region; UN - United Nations; WPRO - WHO Western Pacific Region; AfDF - African Development Fund; AFESD - Arab Fund for Economic and Social Development; AsDB Special Funds - Asian Development Bank; BMGF - Bill Melinda Gates Foundation; EU Institutions-European Commission, European Community; GAVI - Global Alliance for Vaccines and Immunization; The Global Fund - The Global Fund to Fight AIDS, Tuberculosis and Malaria; IDA - International Development Association (World Bank); IDBSp - Fund-Inter-American Development Bank, Special Fund; OFID - OPEC Fund for International Development; UNAIDS - Joint United Nations Programme on HIV/AIDS; UNDP - United Nations Development Programme; UNFPA - United Nations Population Fund; UNICEF - United Nations Children's Fund; UNPBF - United Nations Peace building

5 LARGEST SOURCES OF DISBURSEMENTS FOR HEALTH IN 2011-2012



7 largest SINGLE disbursements in 2011-2012

\$18.41m	2012	THE GLOBAL FUND	Malaria control
\$5.76m	2011	THE GLOBAL FUND	Std control including hiv/aids
\$4.68m	2012	IDA	Reproductive health care
\$4.68m	2012	IDA	Infectious disease control
\$3.37m	2012	GERMANY	Std control including hiv/aids
\$3.04m	2012	UNPBF	Population policy and admin. mgmt
\$2.73m	2012	GAVI	Basic health care



7
Largest Disbursements
in 2011-2012

432
Other Disbursements
in 2011-2012

SOURCE: This information was extracted on 26/08/2014 from the Creditor Reporting System (CRS) database maintained by the Organization for Economic Co-operation and Development (OECD), Statistics Department (<http://stats.oecd.org/Index.aspx>).

DEFINITIONS: CRS financial data presented here are commitments and disbursements. A commitment is a firm written obligation by a government or official agency, backed by the appropriation or availability of the necessary funds, to provide resources of a specified amount under specified financial terms and conditions and for specified development purposes. A disbursement is the release of funds to, or the purchase of goods or services for, a recipient; by extension, the amount thus spent. Disbursements record the actual international transfer of financial resources, or of goods or services valued at the cost to the donor. It can take several years to disburse a commitment. Yearly commitments and disbursements are presented in constant 2012 US\$ to ensure comparability over years. ODA for health volumes are also presented in US\$ per capita per year and according to allocation (i.e. policy purpose). Policy purposes used here are based on the original CRS statistical purpose codes, but have been aggregated to reflect, as far as possible, global health development benchmarks (i.e. MDG6; Reproductive Health & Family Planning).