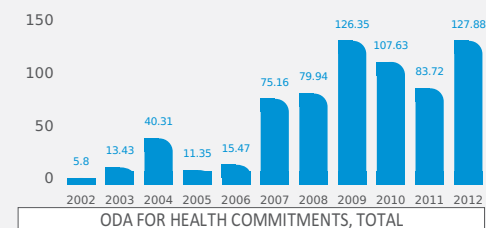
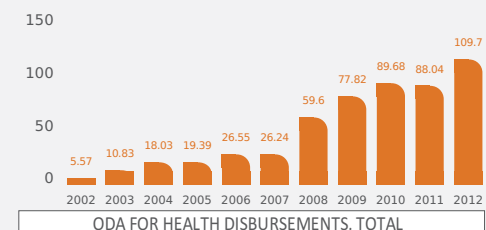


ODA Health Disbursements from 2002 to 2012 increased by **1871%**. In 2012 MDG6 accounted for **43%** of all disbursements. It was **2%** in year 2002.

	2002	2003	2004	2005	2006	2007	2008	2009	2010	2011	2012
Population as of 30 June (Millions)	3.07	3.12	3.18	3.27	3.38	3.52	3.67	3.82	3.96	4.08	4.19
Commitments TOTAL ODA (Million constant 2012 US\$)	74.48	207.04	322.78	259.88	391.80	996.89	1,466.55	862.04	1,633.81	853.76	833.39
Disbursements TOTAL ODA (Million constant 2012 US\$)	65.87	116.98	238.77	255.01	286.05	787.24	1,569.72	549.64	1,900.17	978.36	573.10
ODA for Health Commitments (Million constant 2012 US\$)	5.80	13.43	40.31	11.35	15.47	75.16	79.94	126.35	107.63	83.72	127.88
ODA for Health Disbursements (Million constant 2012 US\$)	5.57	10.83	18.03	19.39	26.55	26.24	59.60	77.82	89.68	88.04	109.70
RATIO Health/Total ODA Commitments	0.08	0.06	0.12	0.04	0.04	0.08	0.05	0.15	0.07	0.10	0.15
RATIO Health/Total ODA Disbursements	0.08	0.09	0.08	0.08	0.09	0.03	0.04	0.14	0.05	0.09	0.19
Health Commitments per Capita (constant 2012 US\$)	1.89	4.30	12.66	3.47	4.57	21.34	21.76	33.06	27.19	20.52	30.52
Health Disbursements per Capita (constant 2012 US\$)	1.81	3.47	5.66	5.93	7.84	7.45	16.23	20.37	22.66	21.58	26.18
Regional Avg Health Commitments per Capita (const. 2012 US\$)	3.94	5.28	5.27	6.34	7.32	9.29	11.16	11.98	10.66	10.26	10.05
Regional Avg Health Disbursements per Capita (const. 2012 US\$)	2.74	3.71	4.73	5.38	6.00	6.90	8.55	9.47	9.92	10.07	10.98
Total Expenditure on Health (curr US\$ p.c.)	9.47	4.50	12.87	13.32	18.42	21.48	27.37	43.50	42.69	59.07	65.47
General Government Expenditure on Health (curr US\$ p.c.)	1.90	1.56	3.54	2.58	3.39	5.81	9.03	10.08	7.78	17.54	19.52
Private Expenditure on Health (curr US\$ p.c.)	7.57	2.94	9.33	10.75	15.04	15.67	18.34	33.42	34.91	41.53	45.96



In 2012
↑
\$44.16m
from 2011

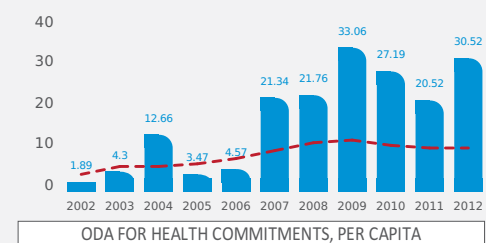


In 2012
↑
\$21.66m
from 2011

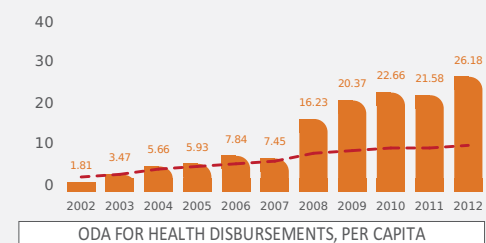
Purpose of Allocation of ODA for Health

COMMITMENTS	2002	2003	2004	2005	2006	2007	2008	2009	2010	2011	2012
Health Policy & Admin Management	1.74	1.58	2.46	2.92	4.53	10.28	11.75	61.28	2.20	1.52	3.67
MDG6 (Control of HIV/AIDs, TB, Malaria and other diseases)	0.10	4.64	32.10	3.92	7.70	30.82	42.87	18.55	73.29	57.79	34.83
Other Health Purposes	2.97	6.41	5.28	3.58	1.50	20.85	12.29	28.84	17.88	9.27	72.12
Reproductive Health & Family Planning	0.99	0.80	0.48	0.93	1.75	13.21	13.02	17.68	14.27	15.14	17.26
Grand Total	5.80	13.43	40.31	11.35	15.47	75.16	79.94	126.35	107.63	83.72	127.88

DISBURSEMENTS	2002	2003	2004	2005	2006	2007	2008	2009	2010	2011	2012
Health Policy & Admin Management	0.64	0.98	2.24	2.10	4.34	6.12	13.02	16.32	13.65	6.92	12.15
MDG6 (Control of HIV/AIDs, TB, Malaria and other diseases)	0.10	4.16	8.72	13.43	19.78	10.02	25.81	20.67	43.62	41.90	47.66
Other Health Purposes	4.38	4.75	6.20	3.28	0.90	6.28	12.06	30.41	16.15	22.86	36.88
Reproductive Health & Family Planning	0.44	0.94	0.86	0.58	1.54	3.82	8.71	10.42	16.26	16.35	13.01
Grand Total	5.57	10.83	18.03	19.39	26.55	26.24	59.60	77.82	89.68	88.04	109.70



In 2012
↑
\$10.00
from 2011



In 2012
↑
\$4.60
from 2011

In the period 2011-2012 the total amount of US\$ Million **197.74** was disbursed from donors for implementation in **432** different transfers

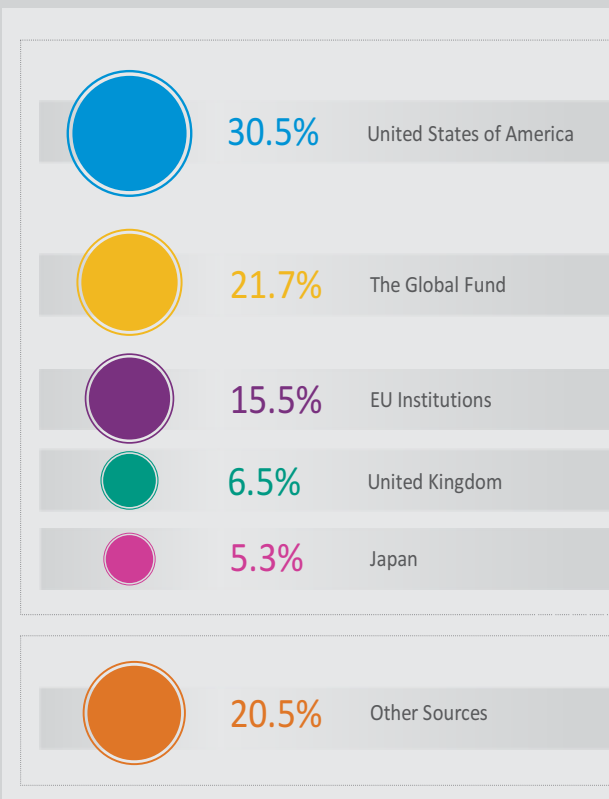
HOW MUCH DONORS DISBURSED IN 2011-2012

Bilateral	Number of Disbursements	Total
Australia	-	-
Austria	-	-
Belgium	-	-
Canada	12	0.78
Czech Republic	-	-
Denmark	5	2.16
Finland	2	0.38
France	4	0.24
Germany	12	1.09
Greece	-	-
Iceland	-	-
Ireland	4	10.07
Italy	2	0.18
Japan	29	10.43
Kuwait (KFAED)	-	-
Luxembourg	-	-
Netherlands	-	-
New Zealand	-	-
Norway	2	0.98
Portugal	-	-
Republic of Korea	-	-
Spain	3	0.06
Sweden	12	0.05
Switzerland	9	4.41
United Arab Emirates	-	-
United Kingdom	3	12.84
United States of America	164	60.35
TOTAL	263	104.02

Multilateral/Foundation	Number of Disbursements	Total
AfDB	-	-
AfDF	-	-
Arab Fund (AFESD)	-	-
AsDB Special Funds	-	-
BADEA	-	-
EU Institutions	21	30.58
GAVI	8	3.40
IDA	7	4.28
IDB Sp. Fund	-	-
OFID	-	-
The Global Fund	8	42.93
UNAIDS	10	0.88
UNDP	1	0.00
UNFPA	40	4.87
UNICEF	39	3.83
UNPBF	-	-
UNRWA	-	-
WFP	2	0.00
WHO	31	1.75
BMGF	2	1.20
TOTAL	169	93.72

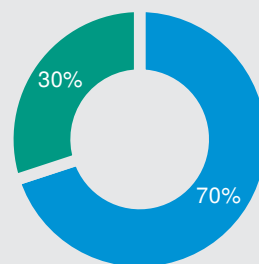
ACRONYMS: AFRO-WHO African Region; AMRO-WHO Region of the Americas; EMRO – WHO Eastern Mediterranean Region; EURO - WHO European Region; MDG-Millennium Development Goals; SEARO - WHO South-East Asia Region; UN - United Nations; WPRO - WHO Western Pacific Region; AfDF - African Development Fund; AFESD - Arab Fund for Economic and Social Development; AsDB Special Funds - Asian Development Bank; BMGF - Bill Melinda Gates Foundation; EU Institutions-European Commission, European Community; GAVI - Global Alliance for Vaccines and Immunization; The Global Fund - The Global Fund to Fight AIDS, Tuberculosis and Malaria; IDA - International Development Association (World Bank); IDBSp - Fund-Inter-American Development Bank, Special Fund; OFID - OPEC Fund for International Development; UNAIDS - Joint United Nations Programme on HIV/AIDS; UNDP - United Nations Development Programme; UNFPA - United Nations Population Fund; UNICEF - United Nations Children's Fund; UNPBF - United Nations Peace building

5 LARGEST SOURCES OF DISBURSEMENTS FOR HEALTH IN 2011-2012



7 largest SINGLE disbursements in 2011-2012

\$12.85m	2012	EU INSTITUTIONS	Basic health care
\$11.30m	2011	THE GLOBAL FUND	Std control including hiv/aids
\$8.17m	2012	THE GLOBAL FUND	Std control including hiv/aids
\$7.92m	2012	UNITED KINGDOM	Health policy & admin. management
\$7.57m	2012	THE GLOBAL FUND	Malaria control
\$5.40m	2012	UNITED STATES OF AMERICA	Reproductive health care
\$5.14m	2012	IRELAND	Basic health care



7
Largest Disbursements
in 2011-2012

425
Other Disbursements
in 2011-2012

SOURCE: This information was extracted on 26/08/2014 from the Creditor Reporting System (CRS) database maintained by the Organization for Economic Co-operation and Development (OECD), Statistics Department (<http://stats.oecd.org/Index.aspx>).

DEFINITIONS: CRS financial data presented here are commitments and disbursements. A commitment is a firm written obligation by a government or official agency, backed by the appropriation or availability of the necessary funds, to provide resources of a specified amount under specified financial terms and conditions and for specified development purposes. A disbursement is the release of funds to, or the purchase of goods or services for, a recipient; by extension, the amount thus spent. Disbursements record the actual international transfer of financial resources, or of goods or services valued at the cost to the donor. It can take several years to disburse a commitment. Yearly commitments and disbursements are presented in constant 2012 US\$ to ensure comparability over years. ODA for health volumes are also presented in US\$ per capita per year and according to allocation (i.e. policy purpose). Policy purposes used here are based on the original CRS statistical purpose codes, but have been aggregated to reflect, as far as possible, global health development benchmarks (i.e. MDG6; Reproductive Health & Family Planning).