

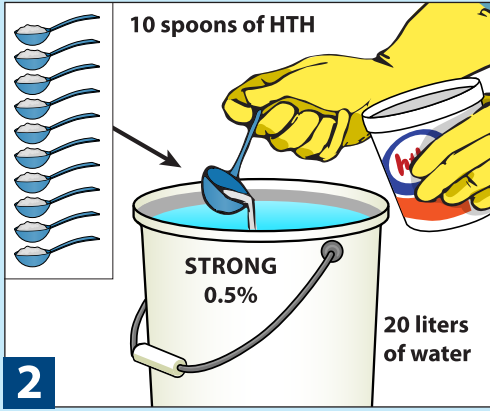
Making cleaning solution from chlorine powder

Use the **STRONG** chlorine water to clean floors, latrines, tables, and mats touched with blood, vomit, poo-poo, pee-pee, snot, spit, or sweat. Make new **STRONG** chlorine water every day.



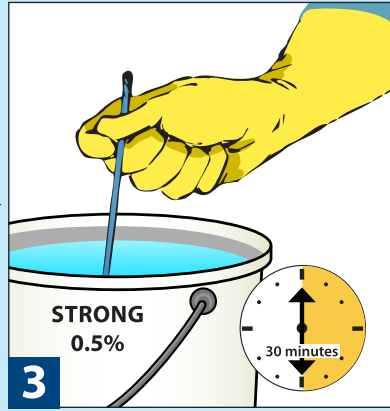
1

Before starting, put on your gown, mask, face shield, and two pairs of gloves.




2

Mix 10 spoons of HTH chlorine powder into 20 Liters of water. Make new **STRONG** chlorine water every day.



3

Stir well and wait 30 minutes.



4

Pour **STRONG** chlorine water onto clean cloth.



5

Put soaked cloth on top of spill. Let sit for 15 minutes. Then clean up and throw in waste bag.



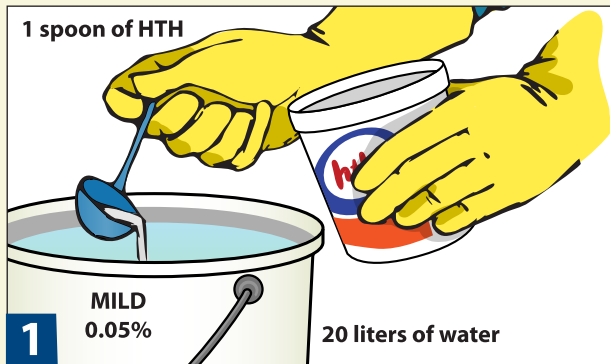
6



7


Making hand washing solution from chlorine powder

Use the **MILD** chlorine water to wash hands. Make new **MILD** chlorine water every day.




1

Mix 1 spoon of HTH chlorine powder into 20 Liters of water. Make new **MILD** chlorine water every day.



2

Stir well and wait 30 minutes.



3

Use the **MILD** chlorine water to wash hands.

Do NOT drink chlorine water.
Do NOT put chlorine water in mouth or eyes.

